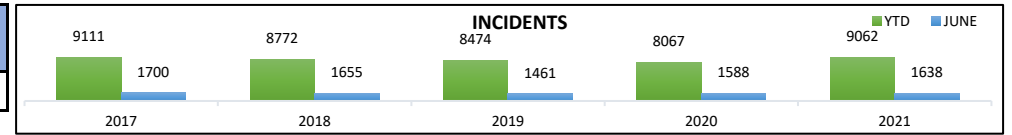


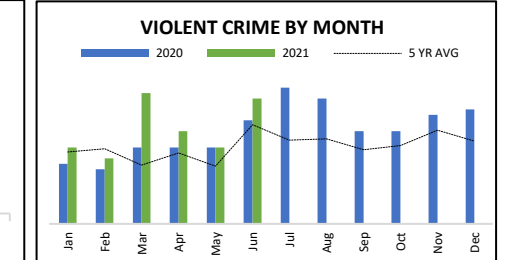
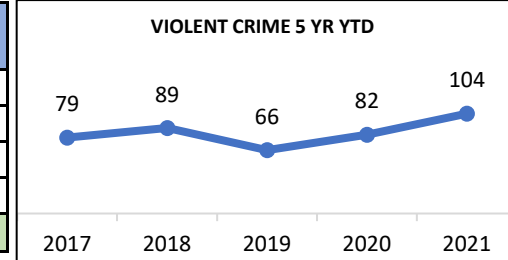
# Kentwood Police Department Monthly Statistics

## June 2021

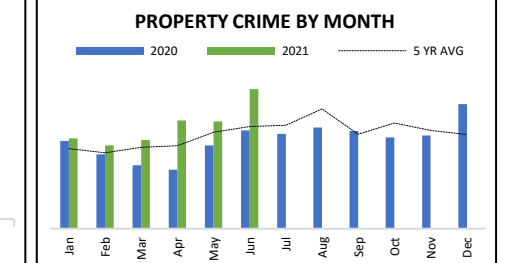
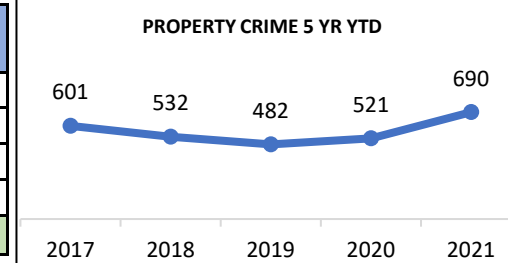
Incidents	JUNE '19	JUNE '20	JUNE '21	2020 YTD	2021 YTD	5 YR AVG
	1461	1588	1638	8067	9062	8695



Violent Crime	JUNE '19	JUNE '20	JUNE '21	2020 YTD	2021 YTD	5 YR AVG
Homicide	0	0	0	3	0	0.8
Criminal Sexual Conduct	3	3	3	11	23	12.2
Robbery	3	3	2	11	14	13.8
Aggr. Assault	3	13	18	57	67	53
<b>TOTAL VIOLENT</b>	<b>9</b>	<b>19</b>	<b>23</b>	<b>82</b>	<b>104</b>	<b>79.8</b>

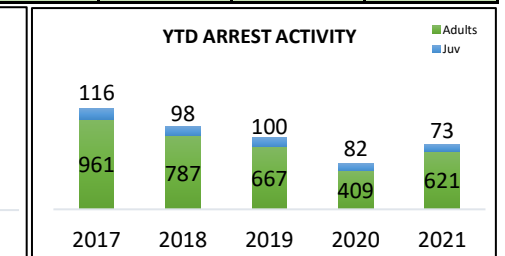
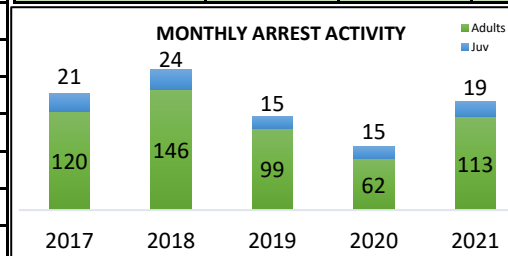


Property Crimes	JUNE '19	JUNE '20	JUNE '21	2020 YTD	2021 YTD	5 YR AVG
Arson	0	2	2	3	8	2
Burglary	15	18	16	80	71	80.2
Larceny	68	73	116	375	477	461.2
Motor Vehicle Theft	4	17	22	63	134	36.2
<b>TOTAL PROPERTY</b>	<b>87</b>	<b>110</b>	<b>156</b>	<b>521</b>	<b>690</b>	<b>579.6</b>

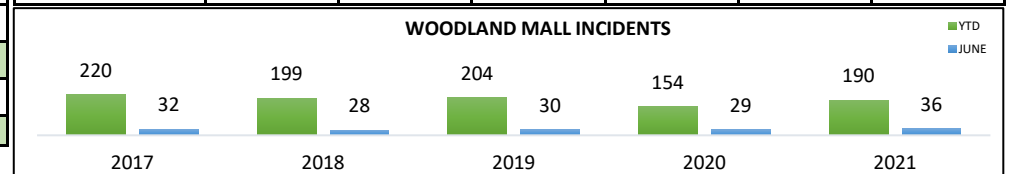


Non-Index	JUNE '19	JUNE '20	JUNE '21	2020 YTD	2021 YTD	5 YR AVG
Non-Aggravated Assault	39	51	68	251	391	272.6
Counterfeit & Forgery	7	2	2	16	6	16.8
Embezzlement	1	0	3	6	8	13.4
Fraud	18	28	25	118	128	135.8
Stolen Property	2	1	10	9	36	7.8
Weapons	6	5	13	27	55	22.2
Prostitution & Vice	0	0	0	1	0	0.4
Sex Offenses	3	0	2	1	5	5.2
VCSA	19	9	8	31	47	118.8
Family & Children	8	5	9	31	56	36
Operating While Intox.	9	7	13	46	73	54.8
Disorderly Conduct	9	9	19	53	69	59.4
Other Non-Index Crimes	37	53	51	189	203	176.6
<b>TOTAL NON-INDEX</b>	<b>158</b>	<b>170</b>	<b>223</b>	<b>779</b>	<b>1077</b>	<b>919.8</b>
<b>MINOR CRIMES</b>	<b>122</b>	<b>100</b>	<b>194</b>	<b>590</b>	<b>875</b>	<b>752.8</b>
<b>TOTAL OFFENSES</b>	<b>376</b>	<b>399</b>	<b>596</b>	<b>1972</b>	<b>2746</b>	<b>2332</b>

ARREST	JUNE '19	JUNE '20	JUNE '21	2020 YTD	2021 YTD	5 YR AVG
Adult	99	62	113	409	621	798.6
Juvenile	15	15	19	82	73	111.8
<b>TOTAL ARRESTS</b>	<b>114</b>	<b>77</b>	<b>132</b>	<b>491</b>	<b>694</b>	<b>910.4</b>



WOODLAND MALL	JUNE '19	JUNE '20	JUNE '21	2020 YTD	2021 YTD	5 YR AVG
Incidents	30	29	36	154	190	204.6



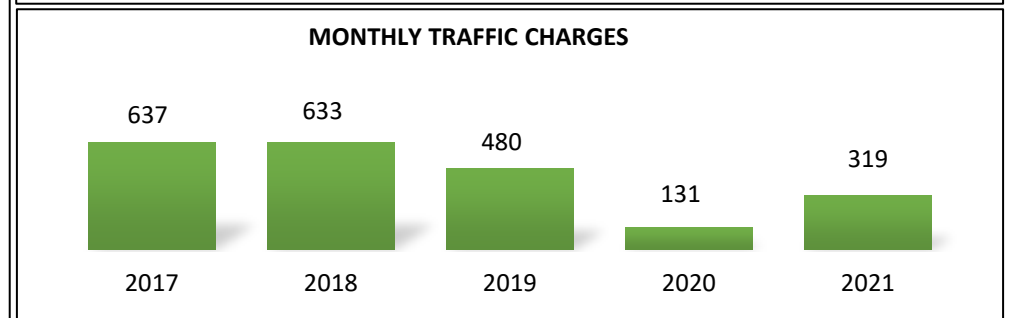
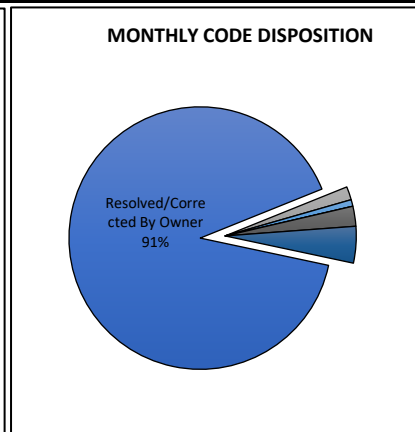

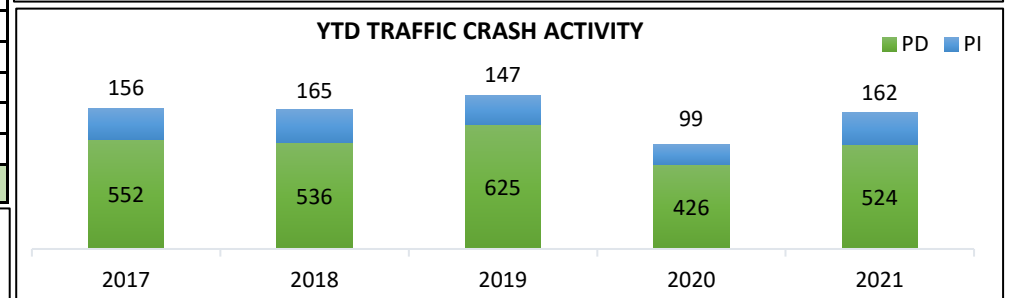
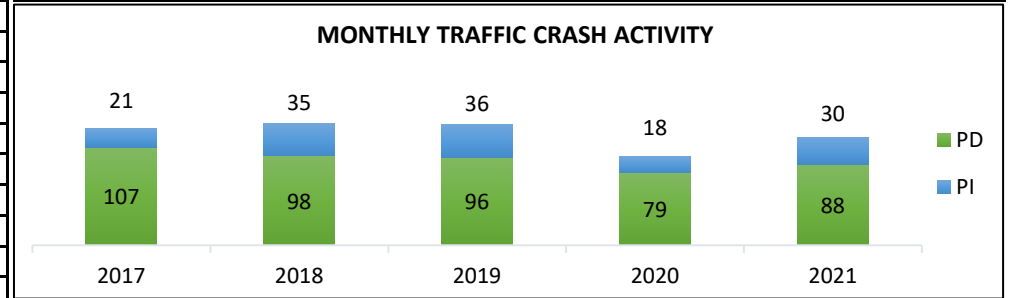
\*DATA PRESENTED THROUGHOUT THE YEAR IS SUBJECT TO CHANGE PENDING END OF YEAR DATA COLLECTION.

# Kentwood Police Department Monthly Statistics

## June 2021

Complaints	JUNE '19	JUNE '20	JUNE '21	2020 YTD	2021 YTD	5 YR AVG
Animal Nuisance	3	5	1	13	9	11
Auto Repair/Sales	6	3	6	17	25	12
Building Maintenance (All)	12	11	9	25	50	27
Commercial Veh. Violation	0	5	2	15	18	8
Exterior Nuisance	1	10	16	48	78	52
Garbage/Trash/Junk	34	43	48	143	231	158
Junk/Unlicensed Veh	31	16	18	121	150	141
Parking Lot Hazards	0	0	0	0	2	0
Parking Violations	25	25	24	146	165	183
RV & Equipment Storage	13	13	11	70	64	69
Sidewalk Hazard	15	21	2	23	16	15
Sign Violation	18	5	5	12	22	27
Snow/Ice	0	0	0	180	346	186
Stagnant Water	1	3	4	3	4	2
Vision Obstruction	0	0	0	0	0	1
Grass/Weeds	163	149	93	212	177	308
Yard Waste & Debris	5	8	3	23	24	36
Other Minor Violations	1	3	1	8	8	15
Zoning	0	0	1	0	3	0
<b>TOTAL COMPLAINTS</b>	<b>328</b>	<b>320</b>	<b>244</b>	<b>1059</b>	<b>1392</b>	<b>1251</b>

Traffic	JUNE '19	JUNE '20	JUNE '21	2020 YTD	2021 YTD	5 YR AVG
Property Damage	96	79	88	426	524	555.4
Personal Injury	36	18	30	99	162	151.6
<b>Total Accidents</b>	<b>132</b>	<b>97</b>	<b>118</b>	<b>525</b>	<b>686</b>	<b>707</b>
Citation	480	131	319	1291	2134	3528.4



Complaint Disposition	JUNE '19	JUNE '20	JUNE '21	2020 YTD	2021 YTD	5 YR AVG
Resolved/Corr. By Owner	298	294	221	980	1212	1096.2
Corrected By City	10	3	4	4	49	3.6
Not In Violation	12	6	2	20	16	52.2
In Process/Pending	0	0	0	0	0	18.8
Referred To Other Dpts.	5	12	6	33	53	41.2
Citations Issued	3	5	11	22	62	39.2
<b>TOTAL DISPOSITION</b>	<b>328</b>	<b>320</b>	<b>244</b>	<b>1059</b>	<b>1392</b>	<b>1251.2</b>

