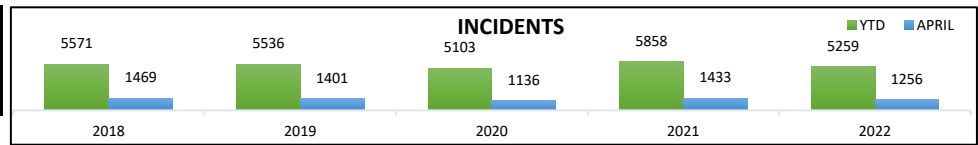


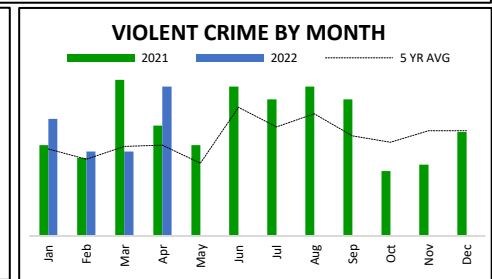
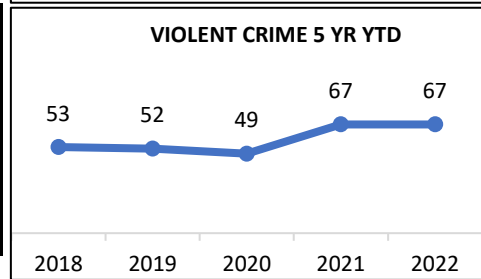
Kentwood Police Department Monthly Statistics

April 2022

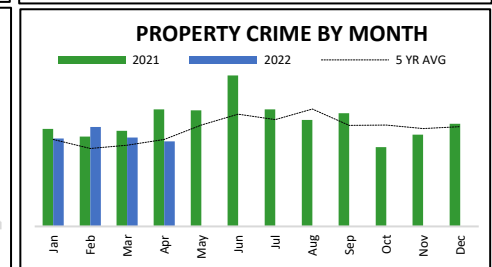
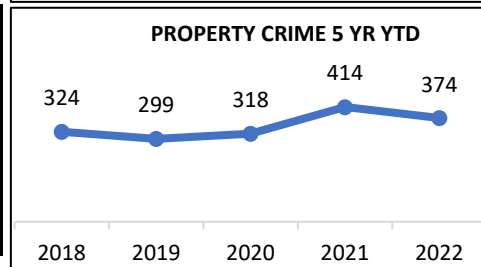
Incidents	APR '20	APR '21	APR '22	2021 YTD	2022 YTD	5 YR AVG
	1,136	1,433	1,256	5,858	5,259	5,571.0



Violent Crime	APR '20	APR '21	APR '22	2021 YTD	2022 YTD	5 YR AVG
Homicide	1	0	0	0	1	0.2
Criminal Sexual Conduct	4	4	4	16	15	8
Robbery	1	2	3	10	6	8.2
Aggr. Assault	8	11	16	41	45	36.6
TOTAL VIOLENT	14	17	23	67	67	53



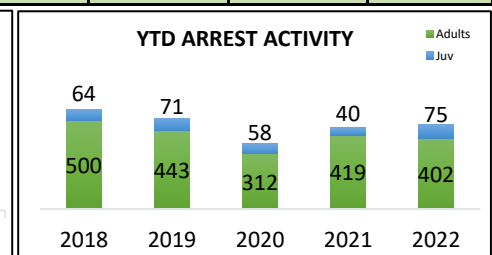
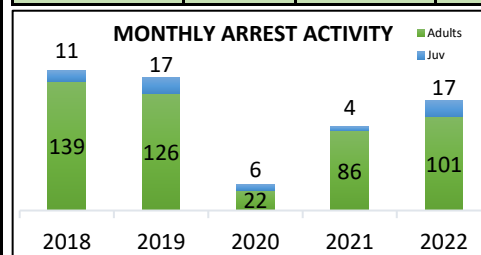
Property Crimes	APR '20	APR '21	APR '22	2021 YTD	2022 YTD	5 YR AVG
Arson	0	3	1	6	1	2.2
Burglary	17	16	8	40	32	41.2
Larceny	43	88	75	282	293	266
Motor Vehicle Theft	6	14	4	86	48	35
TOTAL PROPERTY	66	121	88	414	374	344.4



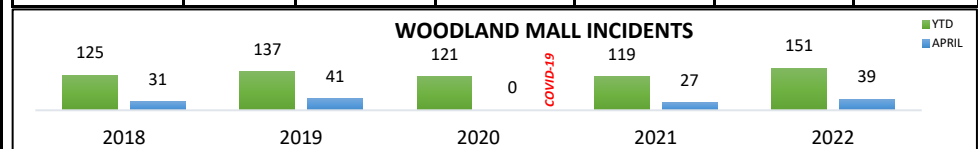
COVID-19

Non-Index	APR '20	APR '21	APR '22	2021 YTD	2022 YTD	5 YR AVG
Non-Aggravated Assault	46	64	59	258	279	202.4
Counterfeit & Forgery	3	0	3	3	14	8.8
Embezzlement	0	0	3	4	5	8
Fraud	10	26	22	93	86	93.2
Stolen Property	2	5	1	13	12	6.6
Weapons	4	4	9	37	28	17.4
Prostitution & Vice	0	0	0	0	0	0.4
Sex Offenses	0	1	2	2	4	3.2
VCSA	4	7	3	31	41	53
Family & Children	6	4	10	34	23	24.6
Operating While Intox.	2	13	16	52	46	41.2
Disorderly Conduct	13	11	12	42	43	37
Other Non-Index Crimes	17	32	27	121	89	100.4
TOTAL NON-INDEX	107	167	167	690	670	596.2
MINOR CRIMES	64	116	129	552	552	507.6
TOTAL OFFENSES	251	421	407	1723	1663	1501.2

ARREST	APR '20	APR '21	APR '22	2021 YTD	2022 YTD	5 YR AVG
Adult	22	86	101	419	402	469.6
Juvenile	6	4	17	40	75	60.8
TOTAL	28	90	118	459	477	530.4



WOODLAND MALL	APR '20	APR '21	APR '22	2021 YTD	2022 YTD	5 YR AVG
Incidents	0	27	39	119	151	131



*DATA PRESENTED THROUGHOUT THE YEAR IS SUBJECT TO CHANGE PENDING END OF YEAR DATA COLLECTION.

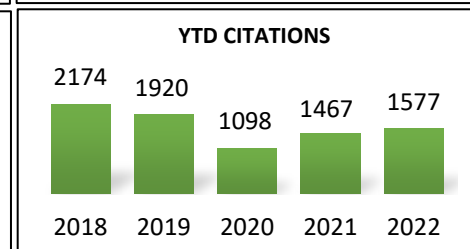
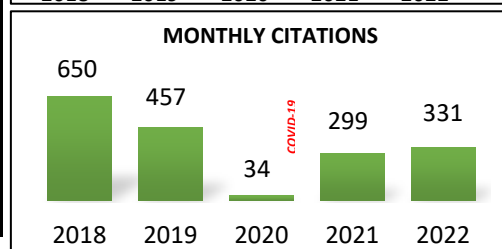
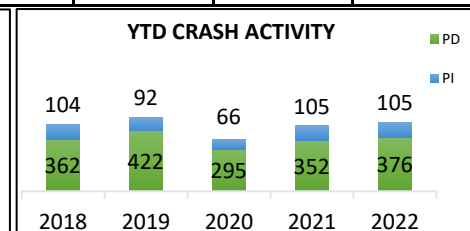
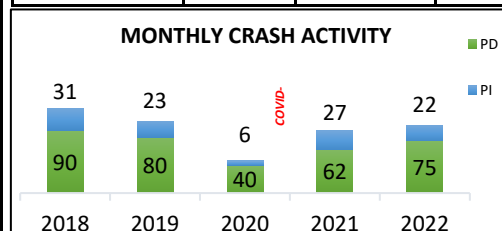
Kentwood Police Department Monthly Statistics

April 2022

Complaints	APR '20	APR '21	APR '22	2021 YTD	2022 YTD	5 YR AVG
Animal Nuisance	0	3	0	4	7	5
Auto Repair/Sales	0	4	1	14	2	8
Building Maintenance	0	5	5	31	15	19
Commercial Vehicle	0	6	6	15	12	7
Exterior Nuisance	0	26	17	48	34	25
Garbage/Trash/Junk	0	45	49	155	140	111
Junk/Unlicensed Veh	0	20	21	96	72	94
Parking Lot Hazards	0	1	0	1	1	0
Parking Violations	0	24	54	118	122	120
RV & Equipment Storage	0	15	10	41	29	41
Sidewalk Hazard	0	3	2	9	9	6
Sign Violation	0	6	5	14	18	19
Snow/Ice	0	0	0	346	311	200
Stagnant Water	0	0	0	0	0	0
Vision Obstruction	0	0	0	0	0	0
Grass/Weeds	0	0	0	0	1	4
Yard Waste & Debris	0	3	4	10	6	14
Other Minor Violations	0	2	1	5	1	5
Zoning	0	1	0	2	1	0
TOTAL COMPLAINTS	0	164	175	909	781	677


COVID-19

Traffic	APR '20	APR '21	APR '22	2021 YTD	2022 YTD	5 YR AVG
Property Damage	40	62	75	352	376	357.2
Personal Injury	6	27	22	105	105	93.8
Total Accidents	46	89	97	457	481	451
Citation	34	299	331	1467	1577	1730.4




Complaint Disposition	APR '20	APR '21	APR '22	2021 YTD	2022 YTD	5 YR AVG
Resolved/Corr. By Owner	0	133	157	768	677	588.4
Corrected By City	0	5	0	44	40	9.6
Not In Violation	0	3	2	12	8	19.4
In Process/Pending	0	0	0	0	0	3.6
Referred To Other Dpts.	0	7	3	41	32	26.6
Citations Issued	0	16	13	44	24	29.6
TOTAL DISPOSITION	0	164	175	909	781	677.2


KENTWOOD POLICE DEPARTMENT POLICE RECRUITS



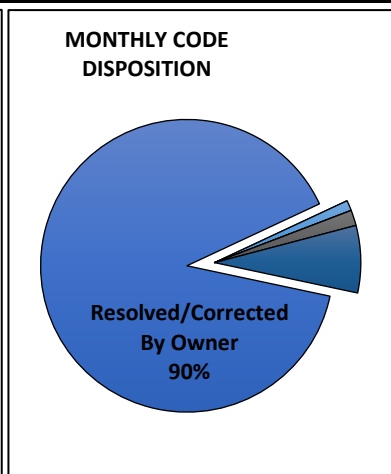
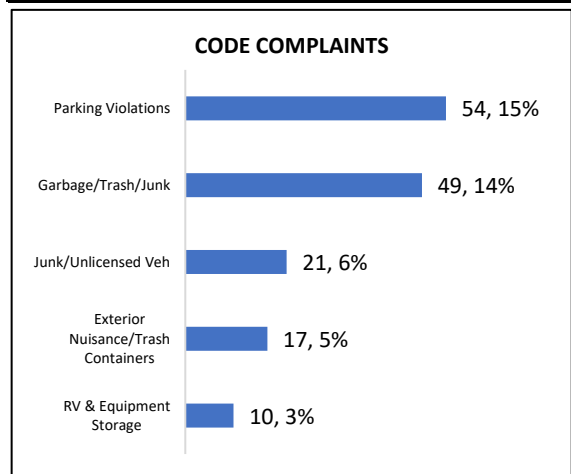
Logan Bylsma



Caleb Kiefer



Brennon McGuire



Drug Take Back Event: April 30th, 2022

On April 30th, 2022 the Kentwood Police Department VIPs collected 57 lbs of unwanted drugs at the DEA Drug Take Back Event.

Case# 22-4353 Homicide/Manslaughter: Radcliff Ave / 29th St SE

A warrant was issued and the suspect in this case has been arrested and arraigned on charges of second degree homicide. Pending outcome of court proceedings.