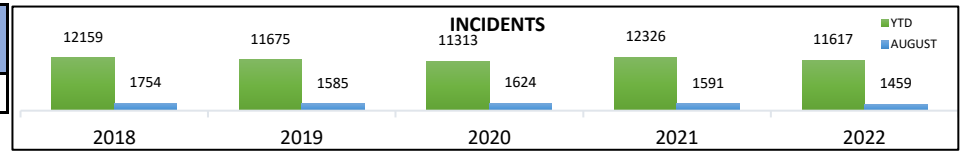


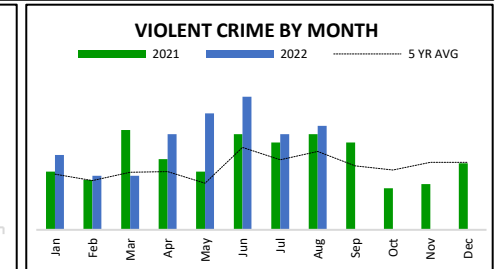
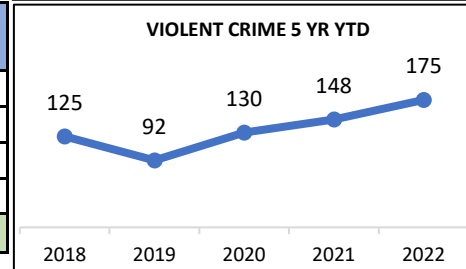
Kentwood Police Department Monthly Statistics

August 2022

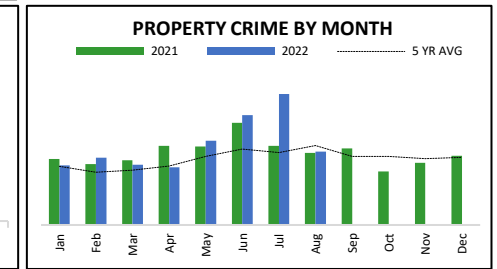
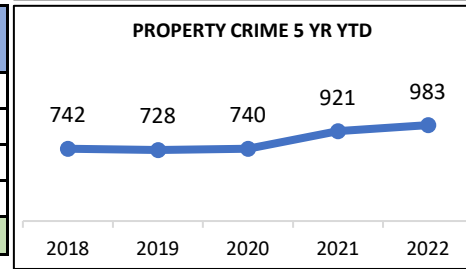
Incidents	AUG '20	AUG '21	AUG '22	2021 YTD	2022 YTD	5 YR AVG
	1,624	1,591	1,459	12,326	11,617	11,988.0



Violent Crime	AUG '20	AUG '21	AUG '22	2021 YTD	2022 YTD	5 YR AVG
Homicide	1	0	0	0	1	0.8
CSC	3	2	2	29	26	17.6
Robbery	5	3	2	18	21	18.8
Aggr. Assault	14	18	21	101	127	82.4
TOTAL VIOLENT	23	23	25	148	175	119.6

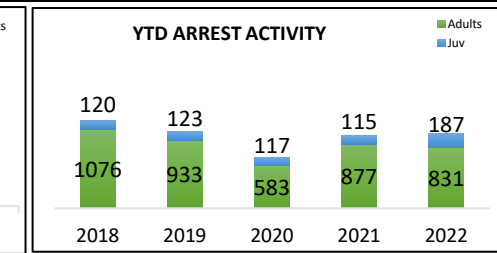
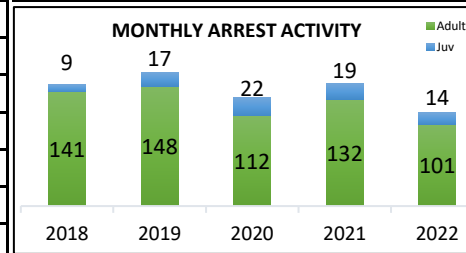


Property Crimes	AUG '20	AUG '21	AUG '22	2021 YTD	2022 YTD	5 YR AVG
Arson	0	0	0	8	4	3.8
Burglary	18	18	10	105	80	114.2
Larceny	73	83	75	647	659	600.2
Motor Vehicle Theft	22	9	27	161	240	79
TOTAL PROPERTY	113	110	112	921	983	797.2



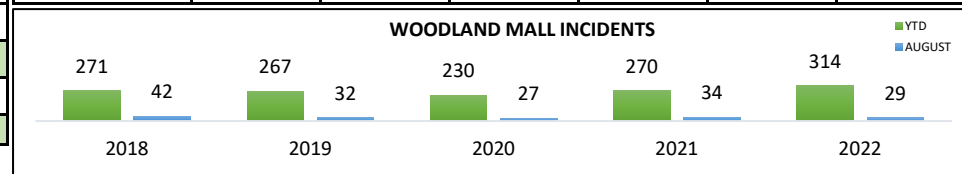
Non-Index	AUG '20	AUG '21	AUG '22	2021 YTD	2022 YTD	5 YR AVG
Non-Agg. Assault	61	82	60	563	583	424.2
Counterfeit & Forgery	1	1	2	10	28	21.2
Embezzlement	2	2	1	11	10	14.8
Fraud	29	22	26	176	172	184.8
Stolen Property	1	5	3	52	50	18.4
Weapons	18	12	6	82	71	46
Prostitution & Vice	0	1	0	1	0	1.4
Sex Offenses	2	2	3	10	15	8.4
VCSA	4	11	9	62	79	116.2
Family & Children	10	7	10	71	58	56.2
Operating While Intox.	9	15	7	94	82	78
Disorderly Conduct	7	15	16	98	92	87.4
Other Non-Index Crimes	51	41	39	299	320	254.8
TOTAL NON-INDEX	195	216	182	1529	1560	1311.8
MINOR CRIMES	125	172	210	1245	1345	1066.5
TOTAL OFFENSES	331	349	319	2598	2718	2228.6

ARREST	AUG '20	AUG '21	AUG '22	2021 YTD	2022 YTD	5 YR AVG
Adult	112	132	101	877	831	938.8
Juvenile	22	19	14	115	187	125.4
TOTAL	134	151	115	992	1018	1064.4



*DATA PRESENTED THROUGHOUT THE YEAR IS SUBJECT TO CHANGE PENDING END OF YEAR DATA COLLECTION.

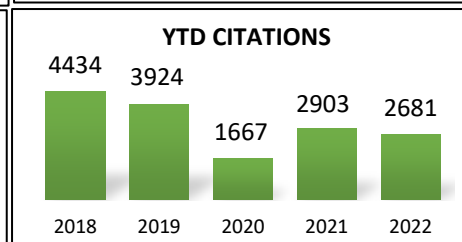
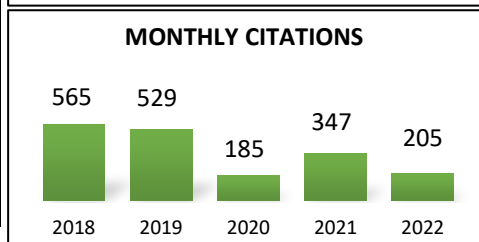
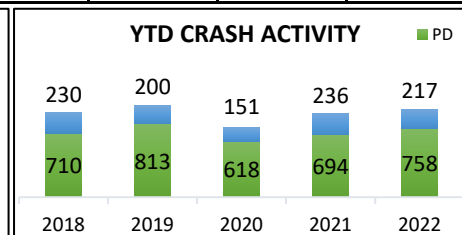
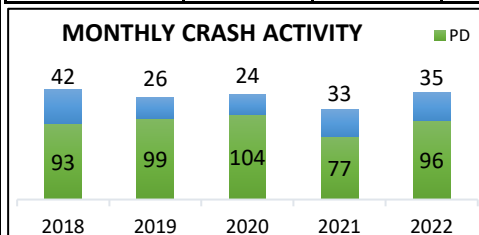
WOODLAND MALL	AUG '20	AUG '21	AUG '22	2021 YTD	2022 YTD	5 YR AVG
Incidents	27	34	29	270	314	268



Kentwood Police Department Monthly Statistics August 2022

Complaints	AUG '20	AUG '21	AUG '22	2021 YTD	2022 YTD	5 YR AVG
Animal Nuisance	1	0	3	10	17	13
Auto Repair/Sales	4	1	2	28	9	23
Building Maintenance	22	14	17	78	89	56
Commercial Vehicle	1	2	3	22	28	14
Exterior Nuisance	22	9	10	105	85	85
Garbage/Trash/Junk	55	30	34	295	289	250
Junk/Unlicensed Veh	13	7	30	174	174	173
Parking Lot Hazards	0	0	0	2	1	1
Parking Violations	27	24	26	216	211	238
RV & Equipment Storage	9	11	10	86	81	94
Sidewalk Hazard	63	3	17	28	46	81
Sign Violation	6	7	7	33	60	41
Snow/Ice	0	0	0	346	311	200
Stagnant Water	0	1	3	7	6	5
Vision Obstruction	0	3	0	3	0	1
Grass/Weeds	70	80	109	329	413	420
Yard Waste & Debris	8	6	6	35	29	50
Other Minor Violations	0	0	1	8	5	15
Zoning	1	0	0	3	1	3
TOTAL COMPLAINTS	302	198	278	1808	1855	1763

Traffic	AUG '20	AUG '21	AUG '22	2021 YTD	2022 YTD	5 YR AVG
Property Damage	104	77	96	694	758	709.8
Personal Injury	24	33	35	236	217	204
Total Accidents	128	110	131	930	975	913.8
Citation	185	347	205	2903	2681	3479



Complaint Disposition	AUG '20	AUG '21	AUG '22	2021 YTD	2022 YTD	5 YR AVG
Resolved/Corr. By Owner	265	161	240	1405	1595	1556
Corrected By City	13	5	5	53	74	21.6
Not In Violation	7	5	3	21	19	54
In Process/Pending	0	0	0	0	0	9.8
Referred To Other Dpts.	5	7	8	58	73	55.6
Citations Issued	12	20	22	73	94	65.8
TOTAL DISPOSITION	302	198	278	1610	1577	1762.8

August 2022 Police Events:
Six Sponsored Police Recruits started GVSU Police Academy

