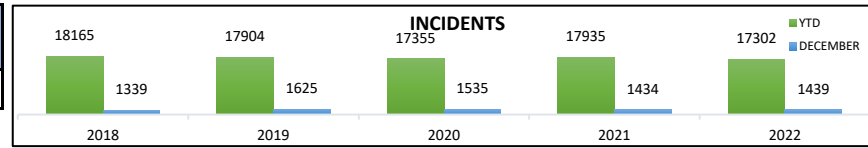


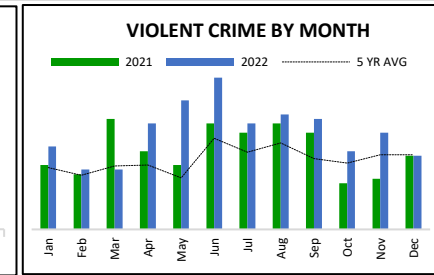
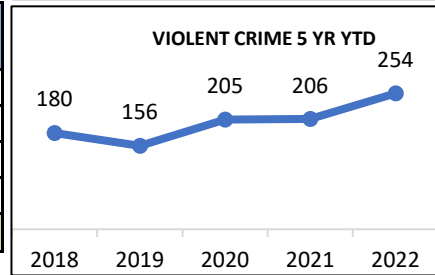
Kentwood Police Department Monthly Statistics

December 2022

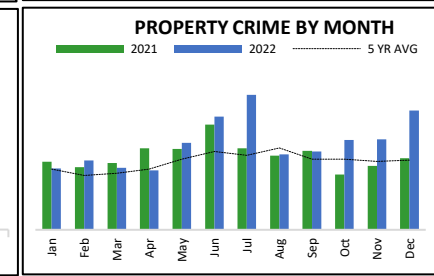
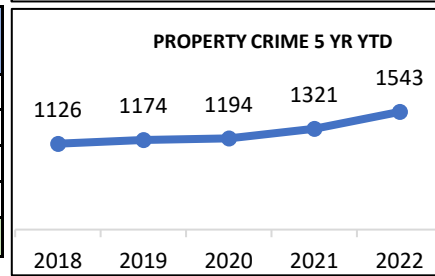
Incidents	DEC '20	DEC '21	DEC '22	2021 YTD	2022 YTD	5 YR AVG
		1,535	1,434	1,439	17,935	17,302



Violent Crime	DEC '20	DEC '21	DEC '22	2021 YTD	2022 YTD	5 YR AVG
	Homicide	0	0	0	1	3
CSC	1	1	2	38	31	26.2
Robbery	2	1	2	23	33	26.2
Aggr. Assault	18	14	12	144	188	127.8
TOTAL VIOLENT	21	16	16	206	255	181.8

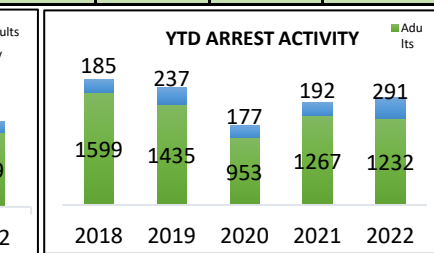
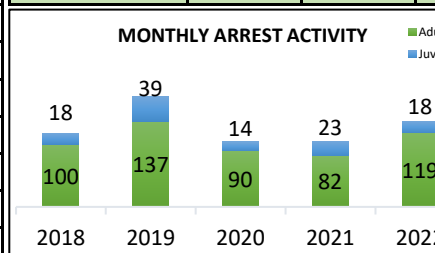


Property Crimes	DEC '20	DEC '21	DEC '22	2021 YTD	2022 YTD	5 YR AVG
	Arson	0	1	0	10	7
Burglary	13	11	12	151	132	172.8
Larceny	102	77	116	953	1029	912.4
Motor Vehicle Theft	24	17	49	207	375	120.6
TOTAL PROPERTY	139	106	177	1321	1543	1211

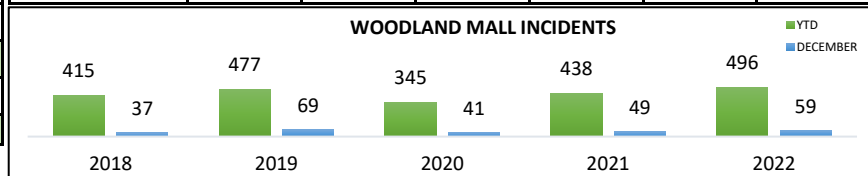


Non-Index	DEC '20	DEC '21	DEC '22	2021 YTD	2022 YTD	5 YR AVG
	Non-Agg. Assault	66	66	89	820	894
Counterfeit & Forgery	3	4	4	17	41	31
Embezzlement	7	1	0	16	13	23.2
Fraud	27	26	27	270	266	272.6
Stolen Property	0	14	7	94	75	31
Weapons	8	7	14	106	107	69.6
Prostitution & Vice	0	0	0	1	0	2
Sex Offenses	0	1	3	18	31	14
VCSA	2	10	7	91	111	147.6
Family & Children	8	3	0	91	80	80.6
Operating While Intox.	10	9	19	141	149	122.2
Disorderly Conduct	10	5	7	145	132	134
Other Non-Index Crimes	37	23	60	422	566	566
TOTAL NON-INDEX	178	169	237	2232	2465	2125.4
MINOR CRIMES	133	145	199	1863	2098	1658.8
TOTAL OFFENSES	338	291	430	3759	4263	3518.2

ARREST	DEC '20	DEC '21	DEC '22	2021 YTD	2022 YTD	5 YR AVG
Adult	90	82	119	1267	1232	1412.2
Juvenile	14	23	18	192	291	204.8
TOTAL	104	105	137	1459	1523	1617.2



WOODLAND MALL	DEC '20	DEC '21	DEC '22	2021 YTD	2022 YTD	5 YR AVG
Incidents	41	49	59	438	496	426.2

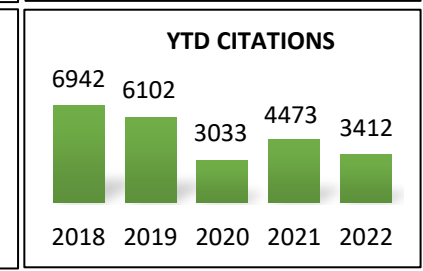
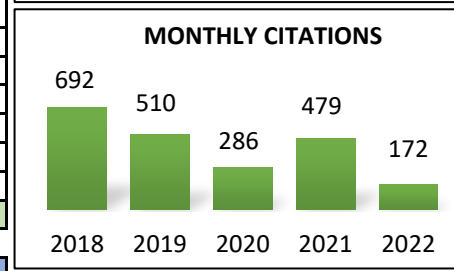
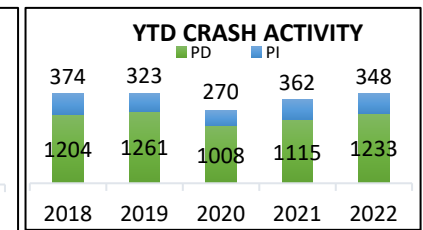
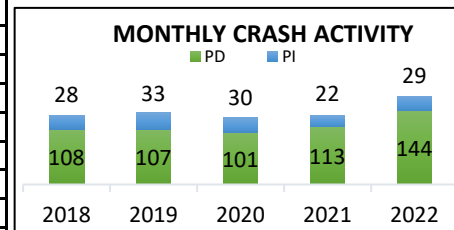


*DATA PRESENTED THROUGHOUT THE YEAR IS SUBJECT TO CHANGE PENDING END OF YEAR DATA COLLECTION.

Kentwood Police Department Monthly Statistics December 2022

Complaints	DEC '20	DEC '21	DEC '22	2021 YTD	2022 YTD	5 YR AVG
Animal Nuisance	5	2	3	21	20	22
Auto Repair/Sales	3	2	0	37	22	34
Building Maintenance	2	6	3	119	120	83
Commercial Vehicle	5	1	5	24	36	23
Exterior Nuisance	7	5	6	137	118	121
Garbage/Trash/Junk	49	22	24	385	369	379
Junk/Unlicensed Veh	16	8	26	228	227	245
Parking Lot Hazards	0	0	0	2	2	3
Parking Violations	29	26	30	319	277	350
RV & Equipment Storage	13	6	8	121	99	139
Sidewalk Hazard	0	4	1	39	51	110
Sign Violation	5	3	4	52	84	62
Snow/Ice	0	1	110	347	375	218
Stagnant Water	0	0	0	9	9	8
Vision Obstruction	0	0	0	3	2	2
Grass/Weeds	20	5	35	386	501	499
Yard Waste & Debris	2	2	3	55	46	93
Other Minor Violations	2	1	0	12	10	19
Zoning	0	0	0	5	1	3
TOTAL COMPLAINTS	158	94	258	2301	2369	2413

Traffic	DEC '20	DEC '21	DEC '22	2021 YTD	2022 YTD	5 YR AVG
Property Damage	101	113	144	1115	1233	1156.6
Personal Injury	30	22	29	362	348	327.8
Total Accidents	131	135	173	1477	1581	1484.4
Citation	286	479	172	4473	3412	5426



Complaint Disposition	DEC '20	DEC '21	DEC '22	2021 YTD	2022 YTD	5 YR AVG
Resolved/Corr. By Owner	132	82	223	1974	2257	2125.2
Corrected By City	3	1	17	71	108	30.2
Not In Violation	4	1	0	34	25	69
In Process/Pending	0	0	0	0	0	12.8
Referred To Other Dpts.	13	9	17	91	117	79
Citations Issued	6	1	1	131	120	96.4
TOTAL DISPOSITION	158	94	258	2301	2627	2412.6

December 2022:
Santa Parade, Toys Express at Children's Hospital
and Employee Recognition

