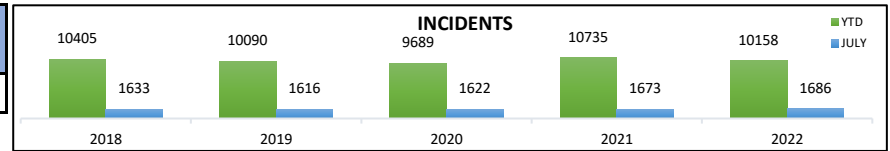


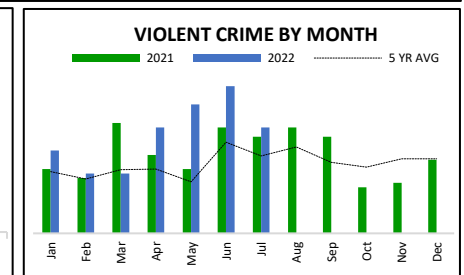
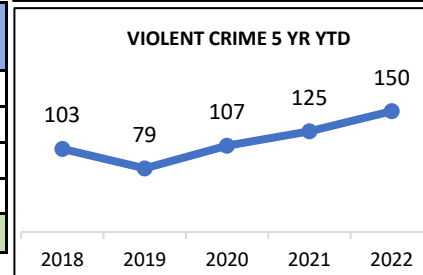
# Kentwood Police Department Monthly Statistics

## July 2022

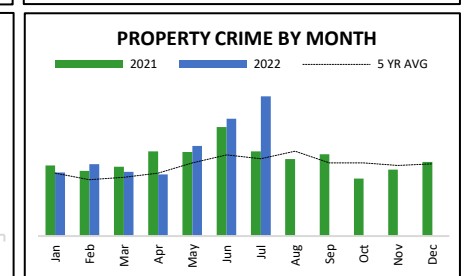
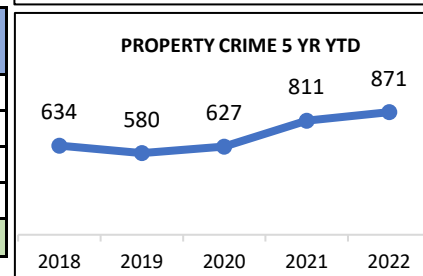
Incidents	JULY '20	JULY '21	JULY '22	2021 YTD	2022 YTD	5 YR AVG
	1,622	1,673	1,686	10,735	10,158	10,341.4



Violent Crime	JULY '20	JULY '21	JULY '22	2021 YTD	2022 YTD	5 YR AVG
Homicide	0	0	0	0	1	0.6
CSC	1	4	1	27	24	15
Robbery	2	1	1	15	19	15
Aggr. Assault	22	16	21	83	106	70.2
<b>TOTAL VIOLENT</b>	<b>25</b>	<b>21</b>	<b>23</b>	<b>125</b>	<b>150</b>	<b>100.8</b>

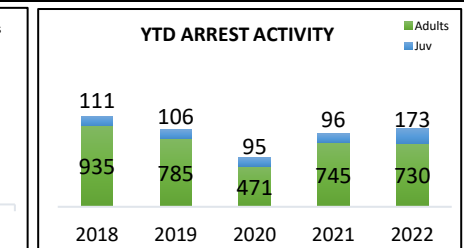
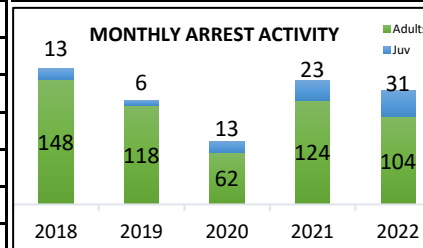


Property Crimes	JULY '20	JULY '21	JULY '22	2021 YTD	2022 YTD	5 YR AVG
Arson	1	0	2	8	4	3.6
Burglary	21	16	12	87	70	92.4
Larceny	72	87	111	564	584	514.2
Motor Vehicle Theft	12	18	75	152	213	65.6
<b>TOTAL PROPERTY</b>	<b>106</b>	<b>121</b>	<b>200</b>	<b>811</b>	<b>871</b>	<b>675.8</b>

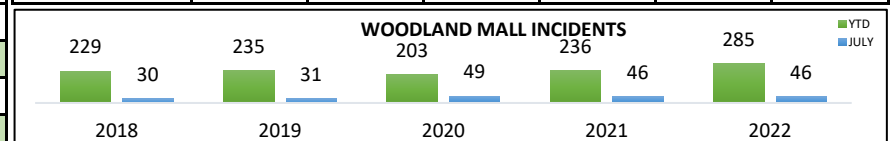


Non-Index	JULY '20	JULY '21	JULY '22	2021 YTD	2022 YTD	5 YR AVG
Non-Agg. Assault	72	90	77	481	523	367.8
Counterfeit & Forgery	0	3	4	9	26	18.4
Embezzlement	0	1	1	9	9	13
Fraud	28	26	22	154	146	162
Stolen Property	0	10	12	47	47	16.2
Weapons	11	15	9	70	65	37.2
Prostitution & Vice	0	0	0	0	0	0.8
Sex Offenses	2	3	5	8	12	6.8
VCSA	5	4	6	51	70	98
Family & Children	4	8	9	64	48	48.8
Operating While Intox.	7	6	9	79	75	65.6
Disorderly Conduct	6	14	16	83	76	73.2
Other Non-Index Crimes	39	55	83	258	281	216.2
<b>TOTAL NON-INDEX</b>	<b>174</b>	<b>235</b>	<b>253</b>	<b>1313</b>	<b>1378</b>	<b>1124</b>
<b>MINOR CRIMES</b>	<b>101</b>	<b>198</b>	<b>208</b>	<b>1073</b>	<b>1135</b>	<b>914.8</b>
<b>TOTAL OFFENSES</b>	<b>406</b>	<b>575</b>	<b>684</b>	<b>3322</b>	<b>3534</b>	<b>2815.4</b>

ARREST	JULY '20	JULY '21	JULY '22	2021 YTD	2022 YTD	5 YR AVG
Adult	62	124	104	745	730	802.4
Juvenile	13	23	31	96	173	108.8
<b>TOTAL</b>	<b>75</b>	<b>147</b>	<b>135</b>	<b>841</b>	<b>903</b>	<b>911.2</b>



WOODLAND MALL	JULY '20	JULY '21	JULY '22	2021 YTD	2022 YTD	5 YR AVG
Incidents	49	46	46	236	285	233.6



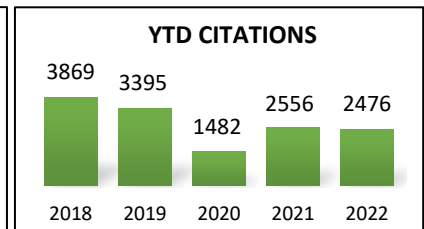
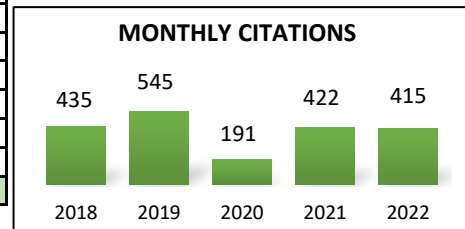
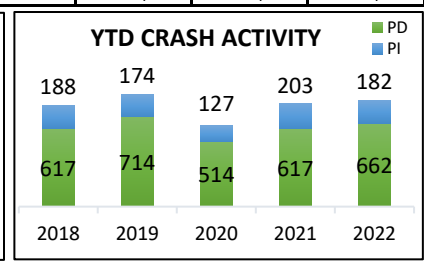
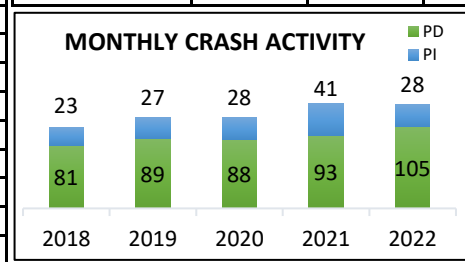
\*DATA PRESENTED THROUGHOUT THE YEAR IS SUBJECT TO CHANGE PENDING END OF YEAR DATA COLLECTION.

# Kentwood Police Department Monthly Statistics

## July 2022

Complaints	JULY '20	JULY '21	JULY '22	2021 YTD	2022 YTD	5 YR AVG
Animal Nuisance	2	1	3	10	14	12
Auto Repair/Sales	4	2	3	27	7	19
Building Maintenance	11	14	18	64	72	44
Commercial Vehicle	0	2	8	20	25	12
Exterior Nuisance	22	18	12	96	75	71
Garbage/Trash/Junk	54	34	43	265	255	212
Junk/Unlicensed Veh	7	17	22	167	144	157
Parking Lot Hazards	0	0	0	2	1	1
Parking Violations	29	27	17	192	185	207
RV & Equipment Storage	14	11	10	75	71	79
Sidewalk Hazard	62	9	9	25	29	45
Sign Violation	2	4	17	26	53	35
Snow/Ice	0	0	0	346	311	200
Stagnant Water	3	2	3	6	3	4
Vision Obstruction	0	0	0	0	0	1
Grass/Weeds	115	72	96	249	304	349
Yard Waste & Debris	12	5	7	29	23	40
Other Minor Violations	0	0	2	8	4	13
Zoning	0	0	0	3	1	1
<b>TOTAL COMPLAINTS</b>	<b>337</b>	<b>218</b>	<b>270</b>	<b>1610</b>	<b>1577</b>	<b>1501</b>

Traffic	JULY '20	JULY '21	JULY '22	2021 YTD	2022 YTD	5 YR AVG
Property Damage	88	93	105	617	662	620
Personal Injury	28	41	28	203	182	173.4
<b>Total Accidents</b>	<b>116</b>	<b>134</b>	<b>133</b>	<b>820</b>	<b>844</b>	<b>793</b>
Citation	191	422	415	2,556	2,476	3,046



Complaint Disposition	JULY '20	JULY '21	JULY '22	2021 YTD	2022 YTD	5 YR AVG
Resolved/Corr. By Owner	318	193	220	1405	1355	1325
Corrected By City	8	4	12	53	69	17.4
Not In Violation	3	5	2	21	16	47.8
In Process/Pending	0	0	0	0	0	9.4
Referred To Other Dpts.	3	5	11	58	65	45.6
Citations Issued	5	11	25	73	72	55.8
<b>TOTAL DISPOSITION</b>	<b>337</b>	<b>218</b>	<b>270</b>	<b>1610</b>	<b>1577</b>	<b>1501</b>

### July 2022 Police Events: Youth Academy National Night Out

