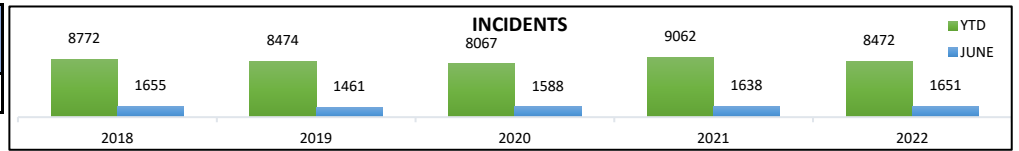


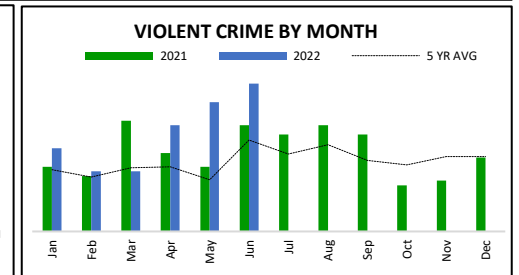
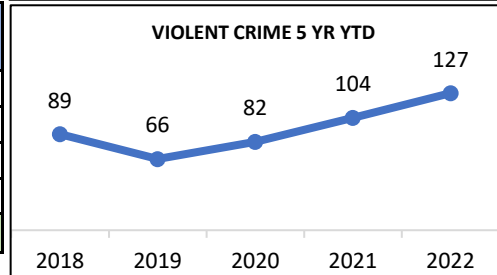
# Kentwood Police Department Monthly Statistics

## June 2022

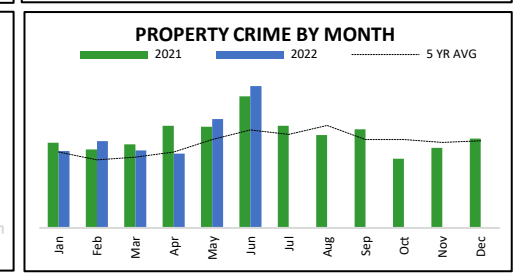
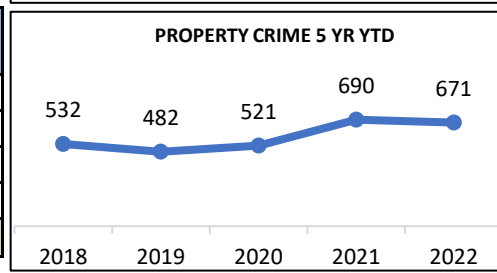
Incidents	JUNE '20	JUNE '21	JUNE '22	2021 YTD	2022 YTD	5 YR AVG
	1,588	1,638	1,651	9,062	8,472	8,697.2



Violent Crime	JUNE '20	JUNE '21	JUNE '22	2021 YTD	2022 YTD	5 YR AVG
	Homicide	0	0	0	0	1
Criminal Sexual Conduct	3	3	3	23	23	13.6
Robbery	3	2	9	14	18	12.8
Aggr. Assault	13	18	20	67	85	57
<b>TOTAL VIOLENT</b>	<b>19</b>	<b>23</b>	<b>32</b>	<b>104</b>	<b>127</b>	<b>84</b>

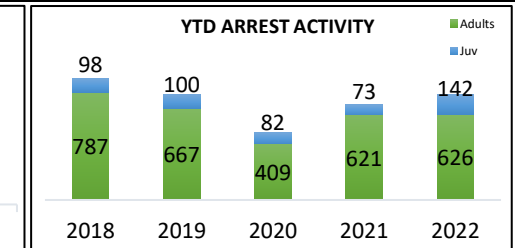
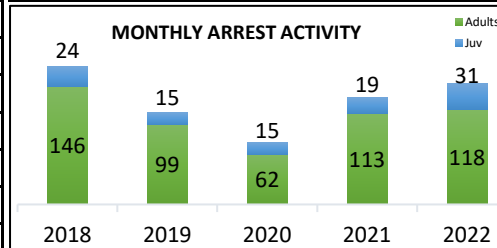


Property Crimes	JUNE '20	JUNE '21	JUNE '22	2021 YTD	2022 YTD	5 YR AVG
	Arson	2	2	1	8	2
Burglary	18	16	11	71	58	74.2
Larceny	73	116	103	477	473	432.2
Motor Vehicle Theft	17	22	53	134	138	55.6
<b>TOTAL PROPERTY</b>	<b>110</b>	<b>156</b>	<b>168</b>	<b>690</b>	<b>671</b>	<b>565.2</b>

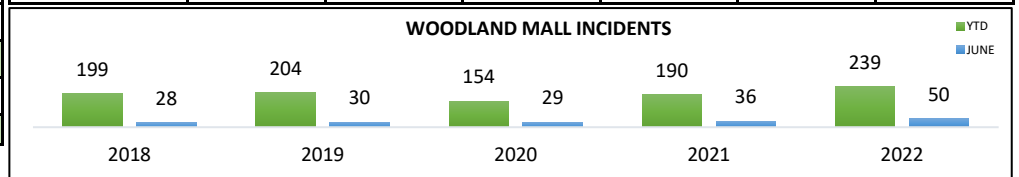


Non-Index	JUNE '20	JUNE '21	JUNE '22	2021 YTD	2022 YTD	5 YR AVG
	Non-Aggravated Assault	51	68	85	391	446
Counterfeit & Forgery	2	2	2	6	22	15.8
Embezzlement	0	3	0	8	8	11.8
Fraud	28	25	20	128	124	137.4
Stolen Property	1	10	16	36	35	14
Weapons	5	13	11	55	56	28.8
Prostitution & Vice	0	0	0	0	0	0.4
Sex Offenses	0	2	2	5	7	5.4
VCSA	9	8	14	47	64	86.6
Family & Children	5	9	9	56	36	42
Operating While Intox.	7	13	10	73	66	58.8
Disorderly Conduct	9	19	10	69	60	61.8
Other Non-Index Crimes	53	51	47	203	198	179.6
<b>TOTAL NON-INDEX</b>	<b>170</b>	<b>223</b>	<b>226</b>	<b>1077</b>	<b>1122</b>	<b>946.8</b>
<b>MINOR CRIMES</b>	<b>100</b>	<b>194</b>	<b>239</b>	<b>875</b>	<b>927</b>	<b>764</b>
<b>TOTAL OFFENSES</b>	<b>399</b>	<b>596</b>	<b>665</b>	<b>2746</b>	<b>2847</b>	<b>2360</b>

ARREST	JUNE '20	JUNE '21	JUNE '22	2021 YTD	2022 YTD	5 YR AVG
Adult	62	113	118	621	626	689
Juvenile	15	19	31	73	142	93.8
<b>TOTAL</b>	<b>77</b>	<b>132</b>	<b>149</b>	<b>694</b>	<b>768</b>	<b>783</b>



WOODLAND MALL	JUNE '20	JUNE '21	JUNE '22	2021 YTD	2022 YTD	5 YR AVG
Incidents	29	36	50	190	239	193.4



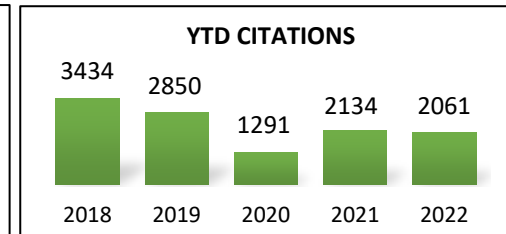
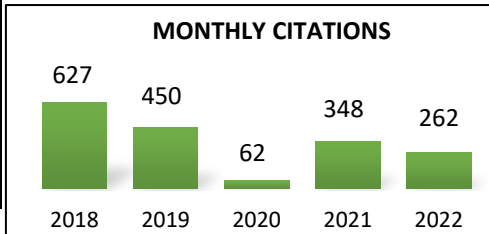
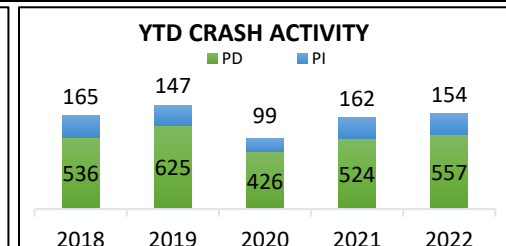
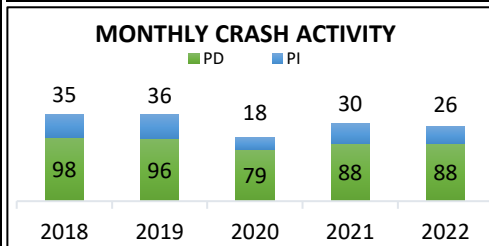
\*DATA PRESENTED THROUGHOUT THE YEAR IS SUBJECT TO CHANGE PENDING END OF YEAR DATA COLLECTION.

# Kentwood Police Department Monthly Statistics

## June 2022

Complaints	JUNE '20	JUNE '21	JUNE '22	2021 YTD	2022 YTD	5 YR AVG
Animal Nuisance	5	1	2	9	11	10
Auto Repair/Sales	3	6	1	25	4	15
Building Maintenance	11	9	21	50	54	35
Commercial Vehicle	5	2	2	18	17	11
Exterior Nuisance	10	16	17	78	63	57
Garbage/Trash/Junk	43	48	35	231	212	174
Junk/Unlicensed Veh	16	18	25	150	122	141
Parking Lot Hazards	0	0	0	2	1	1
Parking Violations	25	24	10	165	168	181
RV & Equipment Storage	13	11	16	64	61	66
Sidewalk Hazard	21	2	6	16	20	15
Sign Violation	5	5	5	22	36	29
Snow/Ice	0	0	0	346	311	200
Stagnant Water	3	4	0	4	0	2
Vision Obstruction	0	0	0	0	0	1
Grass/Weeds	149	93	121	177	208	261
Yard Waste & Debris	8	3	5	24	16	30
Other Minor Violations	3	1	0	8	2	12
Zoning	0	1	0	3	1	1
<b>TOTAL COMPLAINTS</b>	<b>320</b>	<b>244</b>	<b>266</b>	<b>1392</b>	<b>1307</b>	<b>1243</b>

Traffic	JUNE '20	JUNE '21	JUNE '22	2021 YTD	2022 YTD	5 YR AVG
Property Damage	79	88	88	524	557	532.6
Personal Injury	18	30	26	162	154	145.8
<b>Total Accidents</b>	<b>97</b>	<b>118</b>	<b>114</b>	<b>686</b>	<b>711</b>	<b>678</b>
Citation	131	319	222	2,134	2,061	2,613

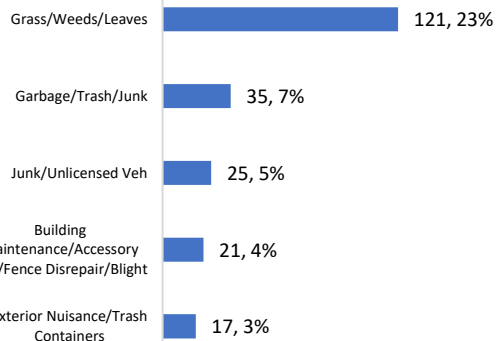


Complaint Disposition	JUNE '20	JUNE '21	JUNE '22	2021 YTD	2022 YTD	5 YR AVG
Resolved/Corr. By Owner	294	221	231	1212	1135	1100.4
Corrected By City	3	4	9	49	57	13.4
Not In Violation	6	2	3	16	14	37.6
In Process/Pending	0	0	0	0	0	7
Referred To Other Dpts.	12	6	11	53	54	40.2
Citations Issued	5	11	12	62	47	44
<b>TOTAL DISPOSITION</b>	<b>320</b>	<b>244</b>	<b>266</b>	<b>1392</b>	<b>1307</b>	<b>1242.6</b>

**June 2022 Police Events:**  
 Touch-a-Truck  
 Metro Highschool Police Academy



#### CODE COMPLAINTS



#### MONTHLY CODE DISPOSITION

