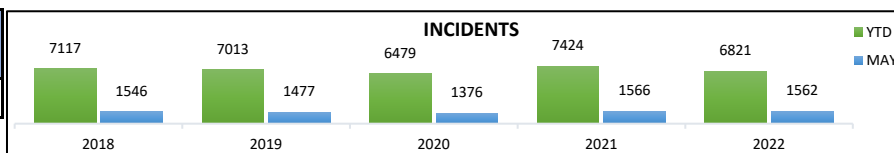


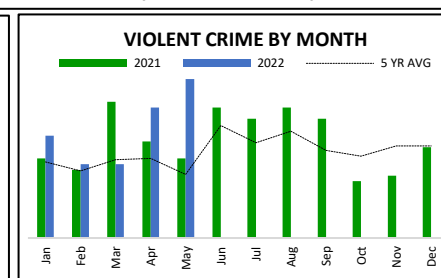
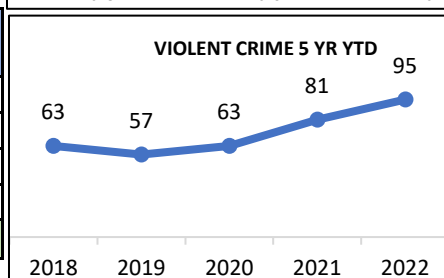
Kentwood Police Department Monthly Statistics

May 2022

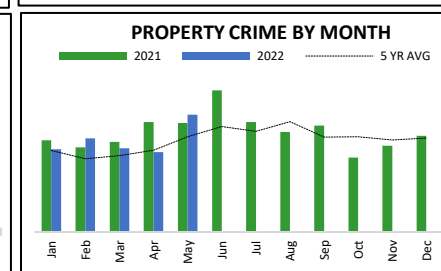
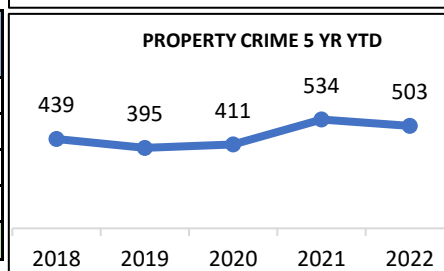
Incidents	MAY '20	MAY '21	MAY '22	2021 YTD	2022 YTD	5 YR AVG
	1,376	1,566	1,562	7,424	6,821	7,088.0



Violent Crime	MAY '20	MAY '21	MAY '22	2021 YTD	2022 YTD	5 YR AVG
	Homicide	2	0	0	0	1
Criminal Sexual Conduct	1	4	5	20	20	10.6
Robbery	3	2	3	12	9	9.8
Aggr. Assault	8	8	20	49	65	43.2
TOTAL VIOLENT	14	14	28	81	95	64.2

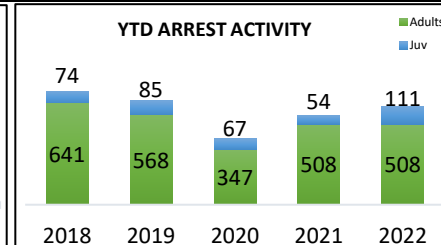
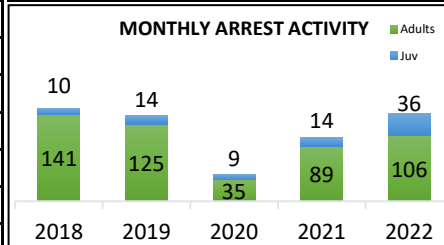


Property Crimes	MAY '20	MAY '21	MAY '22	2021 YTD	2022 YTD	5 YR AVG
	Arson	0	0	0	1	1
Burglary	19	15	15	32	47	57
Larceny	60	79	77	293	370	343.8
Motor Vehicle Theft	14	26	37	48	85	46
TOTAL PROPERTY	93	120	129	374	503	449.2

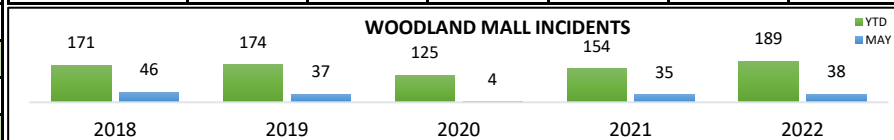


Non-Index	MAY '20	MAY '21	MAY '22	2021 YTD	2022 YTD	5 YR AVG
	Non-Aggravated Assault	32	65	82	323	361
Counterfeit & Forgery	1	1	6	4	20	11
Embezzlement	0	1	3	5	8	9
Fraud	28	10	18	103	104	115.8
Stolen Property	0	13	7	26	17	10
Weapons	8	5	17	42	45	22.6
Prostitution & Vice	0	0	0	0	0	0.4
Sex Offenses	1	1	1	3	5	4.2
VCSA	5	8	9	39	50	69.6
Family & Children	6	13	7	47	30	32.4
Operating While Intox.	5	8	10	60	56	48.6
Disorderly Conduct	12	8	7	50	50	49.8
Other Non-Index Crimes	45	31	62	152	151	137.2
TOTAL NON-INDEX	143	164	229	854	897	763
MINOR CRIMES	77	129	138	681	688	624
TOTAL OFFENSES	327	427	524	1990	2183	1900.4

ARREST	MAY '20	MAY '21	MAY '22	2021 YTD	2022 YTD	5 YR AVG
	Adult	35	89	106	508	508
Juvenile	9	14	36	54	111	75
TOTAL	44	103	142	562	619	656.2



WOODLAND MALL	MAY '20	MAY '21	MAY '22	2021 YTD	2022 YTD	5 YR AVG
	Incidents	4	35	38	154	189



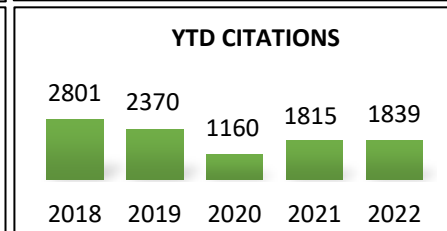
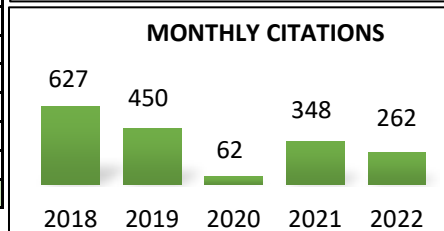
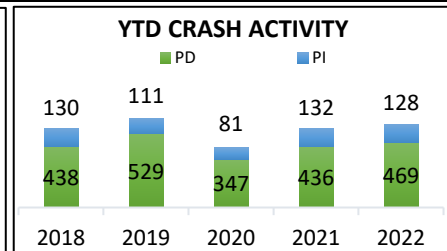
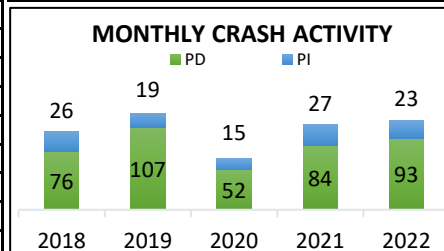
*DATA PRESENTED THROUGHOUT THE YEAR IS SUBJECT TO CHANGE PENDING END OF YEAR DATA COLLECTION.

Kentwood Police Department Monthly Statistics

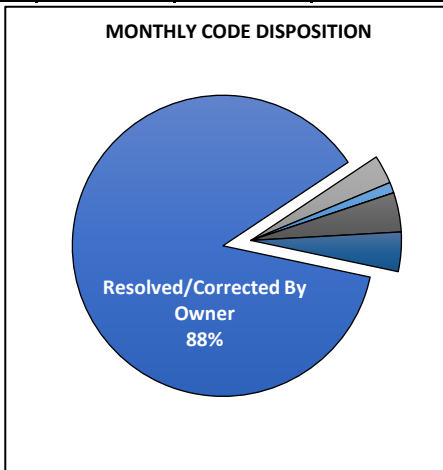

May 2022

Complaints	MAY '20	MAY '21	MAY '22	2021 YTD	2022 YTD	5 YR AVG
Animal Nuisance	4	4	2	8	9	7
Auto Repair/Sales	8	5	1	19	3	11
Building Maintenance	9	10	18	41	33	27
Commercial Vehicle	4	1	3	16	15	9
Exterior Nuisance	17	14	12	62	46	45
Garbage/Trash/Junk	33	28	37	183	177	141
Junk/Unlicensed Veh	20	36	25	132	97	121
Parking Lot Hazards	0	1	0	2	1	1
Parking Violations	25	23	36	141	158	154
RV & Equipment Storage	12	12	16	53	45	54
Sidewalk Hazard	0	5	5	14	14	7
Sign Violation	1	3	13	17	31	23
Snow/Ice	0	0	0	346	311	200
Stagnant Water	0	0	0	0	0	0
Vision Obstruction	0	0	0	0	0	1
Grass/Weeds	62	84	86	84	87	118
Yard Waste & Debris	6	11	5	21	11	23
Other Minor Violations	3	2	1	7	2	8
Zoning	0	0	0	2	1	0
TOTAL COMPLAINTS	204	239	260	1148	781	951

Traffic	MAY '20	MAY '21	MAY '22	2021 YTD	2022 YTD	5 YR AVG
Property Damage	52	84	93	436	469	439
Personal Injury	15	27	23	132	128	117.8
Total Accidents	67	111	116	568	597	557
Citation	62	348	262	1,815	1,839	2,173



Complaint Disposition	MAY '20	MAY '21	MAY '22	2021 YTD	2022 YTD	5 YR AVG
Resolved/Corr. By Owner	187	223	227	991	904	840
Corrected By City	0	1	8	45	48	10
Not In Violation	8	2	3	14	11	28.4
In Process/Pending	0	0	0	0	0	4.8
Referred To Other Dpts.	8	6	11	47	43	33.4
Citations Issued	1	7	11	51	35	34.4
TOTAL DISPOSITION	204	239	260	1148	1041	951



2022 VIPS Appreciation Banquet



May 2022 Police Events:
 VIPS Appreciation Banquet
 KBL Parade
 Memorial Day Parade
 LEOSA Retirement Shoot