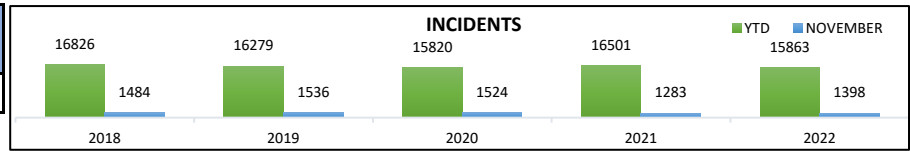


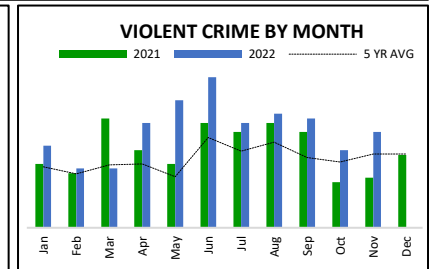
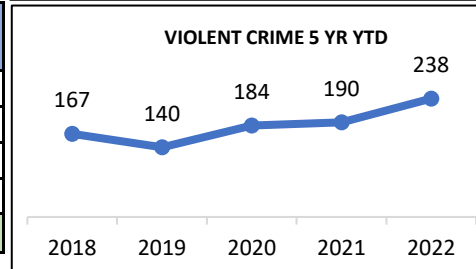
Kentwood Police Department Monthly Statistics

November 2022

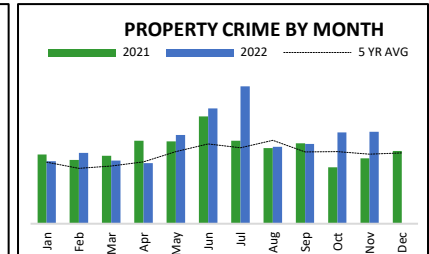
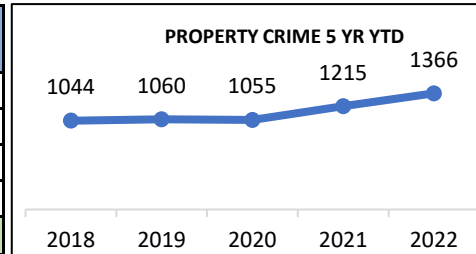
Incidents	NOV '20	NOV '21	NOV '22	2021 YTD	2022 YTD	5 YR AVG
	1,524	1,283	1,398	16,501	15,863	16,552



Violent Crime	NOV '20	NOV '21	NOV '22	2021 YTD	2022 YTD	5 YR AVG
Homicide	1	0	1	1	3	1.2
CSC	1	4	0	37	29	25
Robbery	2	3	4	22	30	24.2
Aggr. Assault	16	4	16	130	176	115.2
TOTAL VIOLENT	20	11	21	190	238	165.6

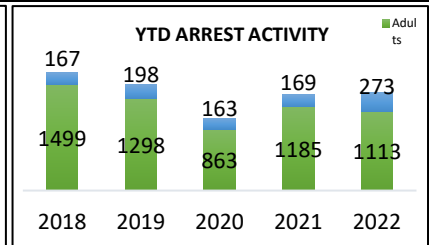
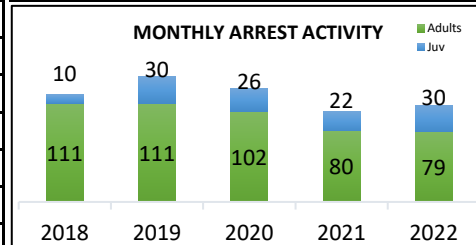


Property Crimes	NOV '20	NOV '21	NOV '22	2021 YTD	2022 YTD	5 YR AVG
Arson	0	1	2	9	7	4.8
Burglary	11	10	14	140	120	159.4
Larceny	78	77	89	876	855	834.8
Motor Vehicle Theft	15	7	29	190	386	108.8
TOTAL PROPERTY	104	95	134	1215	1368	1107.8

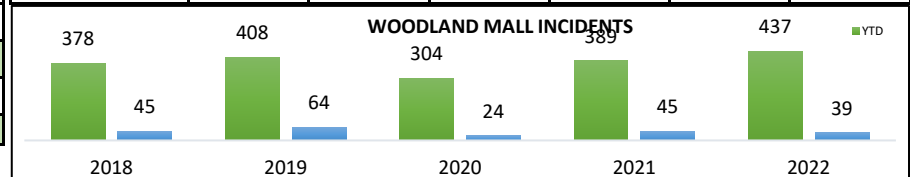


Non-Index	NOV '20	NOV '21	NOV '22	2021 YTD	2022 YTD	5 YR AVG
Non-Agg. Assault	78	63	62	754	805	579.8
Counterfeit & Forgery	2	1	1	13	37	27.2
Embezzlement	1	1	1	15	13	20.2
Fraud	19	22	17	244	239	248.4
Stolen Property	1	11	5	80	68	27.4
Weapons	12	5	4	99	93	65.6
Prostitution & Vice	0	0	0	1	0	2
Sex Offenses	0	1	5	17	28	13.4
VCSA	5	4	3	81	104	137
Family & Children	6	0	6	88	80	77.2
Operating While Intox.	21	7	16	132	130	110.6
Disorderly Conduct	6	12	8	140	125	124.2
Other Non-Index Crimes	33	32	71	399	506	350.2
TOTAL NON-INDEX	184	159	199	2063	2228	1783.2
MINOR CRIMES	131	138	163	1718	1523.6	1523.6
TOTAL OFFENSES	308	265	354	3468	3834	3056.6

ARREST	NOV '20	NOV '21	NOV '22	2021 YTD	2022 YTD	5 YR AVG
Adult	102	80	79	1185	1113	1304.6
Juvenile	26	22	30	169	273	183.6
TOTAL	128	102	109	1354	1386	1488.2



WOODLAND MALL	NOV '20	NOV '21	NOV '22	2021 YTD	2022 YTD	5 YR AVG
Incidents	24	49	39	389	437	378.4

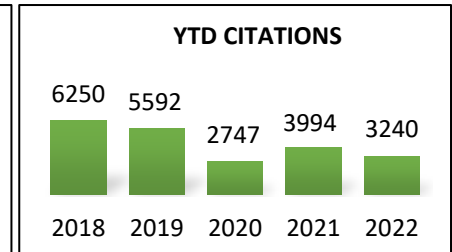
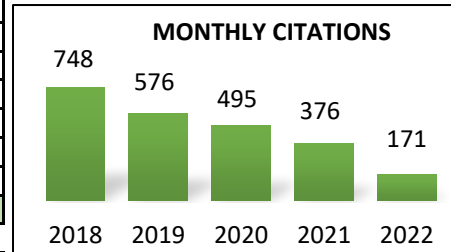
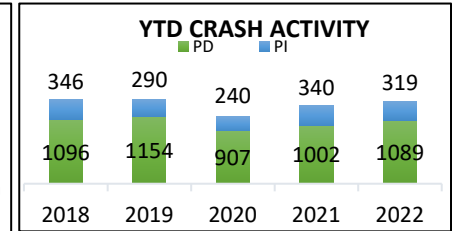
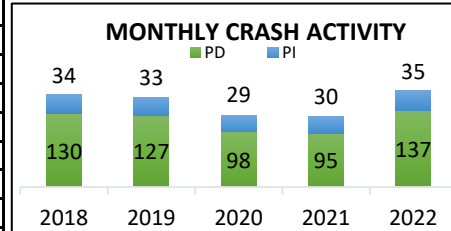


*DATA PRESENTED THROUGHOUT THE YEAR IS SUBJECT TO CHANGE PENDING END OF YEAR DATA COLLECTION.

Kentwood Police Department Monthly Statistics November 2022

Complaints	NOV '20	NOV '21	NOV '22	2021 YTD	2022 YTD	5 YR AVG
Animal Nuisance	3	2	1	19	20	20
Auto Repair/Sales	7	0	1	35	22	33
Building Maintenance	7	8	12	113	120	78
Commercial Vehicle	2	1	4	23	36	20
Exterior Nuisance	15	8	9	132	118	117
Garbage/Trash/Junk	47	6	31	363	369	354
Junk/Unlicensed Veh	26	17	14	220	227	230
Parking Lot Hazards	0	0	1	2	2	3
Parking Violations	19	9	29	293	277	321
RV & Equipment Storage	15	6	6	115	99	131
Sidewalk Hazard	1	1	0	35	51	107
Sign Violation	3	1	8	49	84	59
Snow/Ice	0	0	64	346	375	207
Stagnant Water	0	1	1	9	9	8
Vision Obstruction	0	0	0	3	2	2
Grass/Weeds	14	7	9	381	501	493
Yard Waste & Debris	11	2	5	53	46	73
Other Minor Violations	1	0	1	11	10	18
Zoning	0	2	0	5	1	3
TOTAL COMPLAINTS	171	71	196	2207	2369	2278

Traffic	NOV '20	NOV '21	NOV '22	2021 YTD	2022 YTD	5 YR AVG
Property Damage	98	95	137	1002	1089	1043.8
Personal Injury	29	30	35	340	319	300.8
Total Accidents	127	125	172	1342	1408	1344.6
Citation	495	376	171	3994	3240	4933.8



Complaint Disposition	NOV '20	NOV '21	NOV '22	2021 YTD	2022 YTD	5 YR AVG
Resolved/Corr. By Owner	137	51	170	1892	2034	2006.4
Corrected By City	4	4	5	70	91	29.4
Not In Violation	4	3	2	33	25	64.6
In Process/Pending	0	0	0	0	0	12.8
Referred To Other Dpts.	5	5	11	82	100	72.4
Citations Issued	21	8	8	130	119	92.8
TOTAL DISPOSITION	171	71	196	2207	2369	2278.4

November 2022:
 No Shave November: Donations went to the Little Free Pantry (\$600)
 Start of Operation P.R.I.C.E. (Runs Nov. 25- Jan 6)
 New Hire: Rachel Humphries, Administrative Assistant for the Staff Services Bureau

