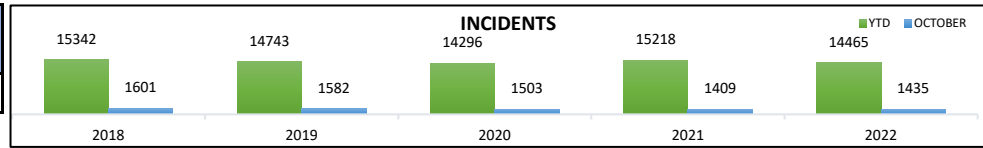


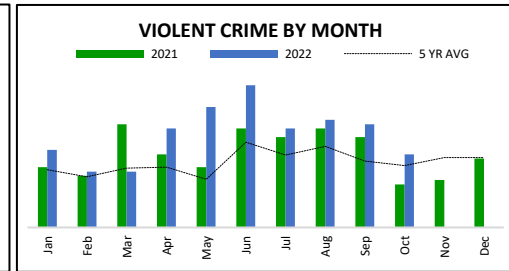
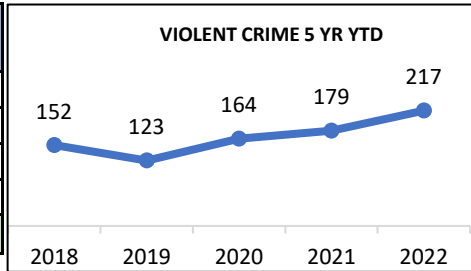
# Kentwood Police Department Monthly Statistics

## October 2022

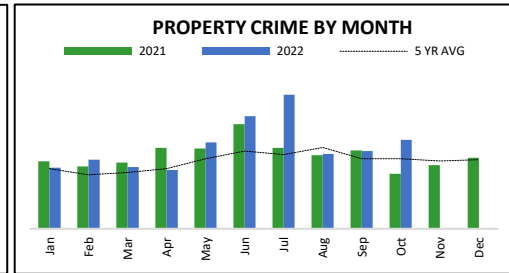
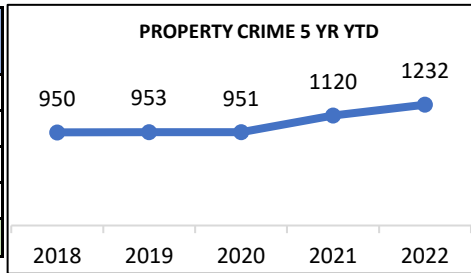
| Incidents | OCT '20 | OCT '21 | OCT '22 | 2021 YTD | 2022 YTD | 5 YR AVG |
|-----------|---------|---------|---------|----------|----------|----------|
|           | 1,503   | 1,409   | 1,435   | 15,218   | 14,465   | 15,064   |



| Violent Crime        | OCT '20   | OCT '21   | OCT '22   | 2021 YTD   | 2022 YTD   | 5 YR AVG     |
|----------------------|-----------|-----------|-----------|------------|------------|--------------|
|                      | Homicide  | 0         | 0         | 0          | 1          | 2            |
| CSC                  | 3         | 2         | 1         | 33         | 29         | 23.2         |
| Robbery              | 2         | 0         | 0         | 19         | 26         | 21.6         |
| Aggr. Assault        | 12        | 8         | 16        | 126        | 160        | 103.6        |
| <b>TOTAL VIOLENT</b> | <b>17</b> | <b>10</b> | <b>17</b> | <b>179</b> | <b>217</b> | <b>149.4</b> |

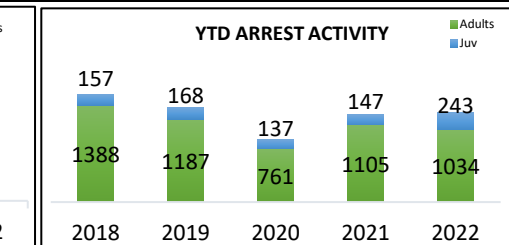
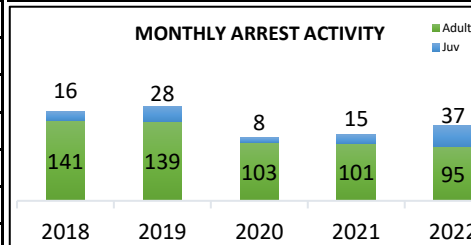


| Property Crimes       | OCT '20    | OCT '21   | OCT '22    | 2021 YTD    | 2022 YTD    | 5 YR AVG      |
|-----------------------|------------|-----------|------------|-------------|-------------|---------------|
|                       | Arson      | 0         | 0          | 0           | 8           | 5             |
| Burglary              | 11         | 10        | 12         | 130         | 106         | 145           |
| Larceny               | 72         | 64        | 89         | 799         | 824         | 758           |
| Motor Vehicle Theft   | 19         | 8         | 32         | 183         | 297         | 99.4          |
| <b>TOTAL PROPERTY</b> | <b>102</b> | <b>82</b> | <b>133</b> | <b>1120</b> | <b>1232</b> | <b>1006.6</b> |

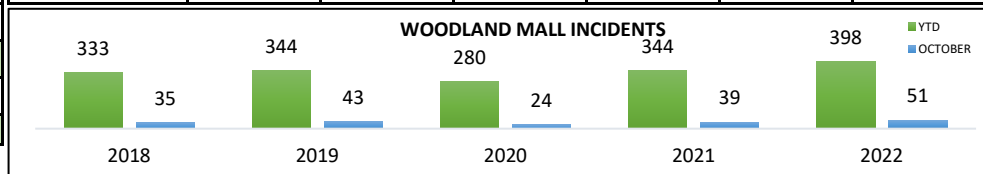


| Non-Index              | OCT '20          | OCT '21    | OCT '22    | 2021 YTD    | 2022 YTD    | 5 YR AVG      |
|------------------------|------------------|------------|------------|-------------|-------------|---------------|
|                        | Non-Agg. Assault | 87         | 62         | 85          | 691         | 743           |
| Counterfeit & Forgery  | 0                | 0          | 4          | 12          | 36          | 24.8          |
| Embezzlement           | 0                | 2          | 1          | 14          | 12          | 18.4          |
| Fraud                  | 24               | 24         | 22         | 222         | 222         | 226.6         |
| Stolen Property        | 0                | 12         | 9          | 69          | 63          | 23.6          |
| Weapons                | 9                | 6          | 7          | 94          | 89          | 60.6          |
| Prostitution & Vice    | 0                | 0          | 0          | 1           | 0           | 1.8           |
| Sex Offenses           | 3                | 4          | 6          | 16          | 23          | 12.6          |
| VCSA                   | 4                | 7          | 12         | 77          | 101         | 122           |
| Family & Children      | 9                | 8          | 12         | 88          | 74          | 72.2          |
| Operating While Intox. | 17               | 17         | 17         | 125         | 114         | 98.8          |
| Disorderly Conduct     | 13               | 13         | 13         | 128         | 117         | 113.8         |
| Other Non-Index Crimes | 26               | 34         | 59         | 367         | 435         | 318.6         |
| <b>TOTAL NON-INDEX</b> | <b>192</b>       | <b>189</b> | <b>247</b> | <b>1904</b> | <b>2029</b> | <b>1620.2</b> |
| <b>MINOR CRIMES</b>    | <b>137</b>       | <b>128</b> | <b>191</b> | <b>1580</b> | <b>1743</b> | <b>1373.4</b> |
| <b>TOTAL OFFENSES</b>  | <b>311</b>       | <b>281</b> | <b>397</b> | <b>3203</b> | <b>3478</b> | <b>2776.2</b> |

| ARREST       | OCT '20    | OCT '21    | OCT '22    | 2021 YTD    | 2022 YTD    | 5 YR AVG      |
|--------------|------------|------------|------------|-------------|-------------|---------------|
|              | Adult      | 103        | 101        | 95          | 1105        | 1034          |
| Juvenile     | 8          | 15         | 37         | 147         | 243         | 162.8         |
| <b>TOTAL</b> | <b>111</b> | <b>116</b> | <b>132</b> | <b>1252</b> | <b>1277</b> | <b>1356.8</b> |



| WOODLAND MALL | OCT '20   | OCT '21 | OCT '22 | 2021 YTD | 2022 YTD | 5 YR AVG |
|---------------|-----------|---------|---------|----------|----------|----------|
|               | Incidents | 24      | 39      | 51       | 344      | 398      |

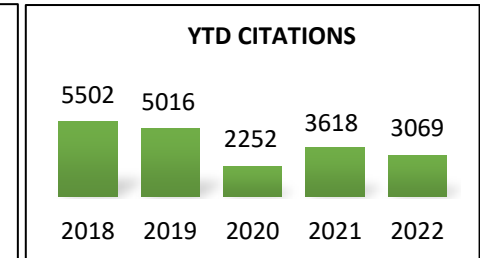
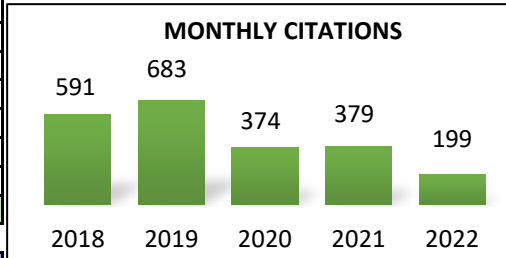
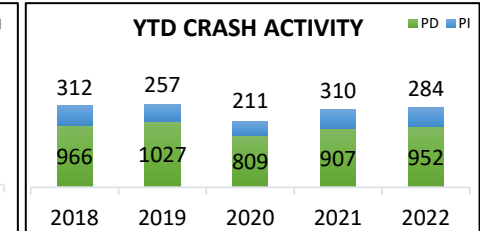
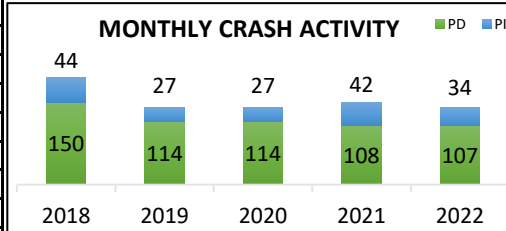


\*DATA PRESENTED THROUGHOUT THE YEAR IS SUBJECT TO CHANGE PENDING END OF YEAR DATA COLLECTION.

# Kentwood Police Department Monthly Statistics October 2022

| Complaints              | OCT '20    | OCT '21    | OCT '22    | 2021 YTD    | 2022 YTD    | 5 YR AVG    |
|-------------------------|------------|------------|------------|-------------|-------------|-------------|
| Animal Nuisance         | 4          | 3          | 1          | 17          | 19          | 18          |
| Auto Repair/Sales       | 10         | 2          | 12         | 35          | 21          | 31          |
| Building Maintenance    | 6          | 21         | 10         | 105         | 108         | 73          |
| Commercial Vehicle      | 7          | 0          | 2          | 22          | 32          | 19          |
| Exterior Nuisance       | 16         | 10         | 9          | 124         | 109         | 107         |
| Garbage/Trash/Junk      | 58         | 37         | 26         | 357         | 338         | 322         |
| Junk/Unlicensed Veh     | 17         | 11         | 19         | 203         | 213         | 206         |
| Parking Lot Hazards     | 0          | 0          | 0          | 2           | 1           | 2           |
| Parking Violations      | 23         | 42         | 18         | 284         | 248         | 297         |
| RV & Equipment Storage  | 13         | 16         | 5          | 109         | 93          | 122         |
| Sidewalk Hazard         | 8          | 1          | 2          | 34          | 51          | 105         |
| Sign Violation          | 5          | 10         | 10         | 48          | 76          | 56          |
| Snow/Ice                | 0          | 0          | 0          | 346         | 311         | 200         |
| Stagnant Water          | 2          | 1          | 1          | 8           | 8           | 8           |
| Vision Obstruction      | 0          | 0          | 1          | 3           | 2           | 2           |
| Grass/Weeds             | 21         | 14         | 16         | 374         | 492         | 484         |
| Yard Waste & Debris     | 6          | 8          | 4          | 51          | 41          | 64          |
| Other Minor Violations  | 0          | 2          | 3          | 11          | 9           | 17          |
| Zoning                  | 0          | 0          | 0          | 3           | 1           | 3           |
| <b>TOTAL COMPLAINTS</b> | <b>196</b> | <b>178</b> | <b>139</b> | <b>2136</b> | <b>2173</b> | <b>2137</b> |

| Traffic                | OCT '20    | OCT '21    | OCT '22    | 2021 YTD    | 2022 YTD    | 5 YR AVG    |
|------------------------|------------|------------|------------|-------------|-------------|-------------|
| Property Damage        | 114        | 108        | 107        | 907         | 952         | 930.6       |
| Personal Injury        | 27         | 42         | 34         | 310         | 284         | 271.6       |
| <b>Total Accidents</b> | <b>141</b> | <b>150</b> | <b>141</b> | <b>1217</b> | <b>1236</b> | <b>1202</b> |
| Citation               | 374        | 379        | 199        | 3618        | 3069        | 4397.6      |



| Complaint Disposition    | OCT '20    | OCT '21    | OCT '22    | 2021 YTD    | 2022 YTD    | 5 YR AVG      |
|--------------------------|------------|------------|------------|-------------|-------------|---------------|
| Resolved/Corr. By Owner  | 163        | 146        | 116        | 1841        | 1864        | 1884.2        |
| Corrected By City        | 4          | 4          | 3          | 66          | 86          | 26.8          |
| Not In Violation         | 1          | 3          | 1          | 30          | 23          | 62.6          |
| In Process/Pending       | 0          | 0          | 0          | 0           | 0           | 12            |
| Referred To Other Dpts.  | 7          | 7          | 7          | 77          | 89          | 66.6          |
| Citations Issued         | 21         | 18         | 12         | 122         | 111         | 85.2          |
| <b>TOTAL DISPOSITION</b> | <b>196</b> | <b>178</b> | <b>139</b> | <b>2136</b> | <b>2173</b> | <b>2137.4</b> |

### October 2022 Events:

KPD Recruitment Event, Trunk or Treat,  
Kent County Emergency Medical Services Awards, Senior Expo

