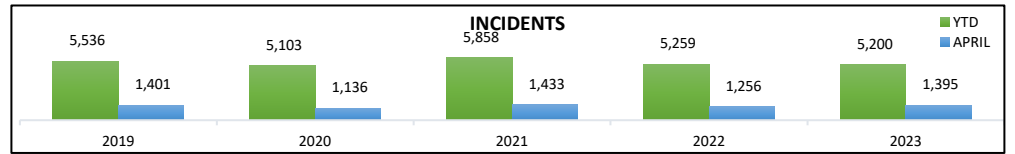


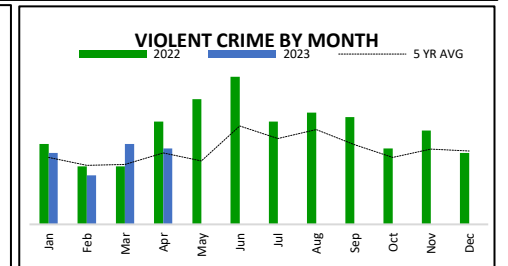
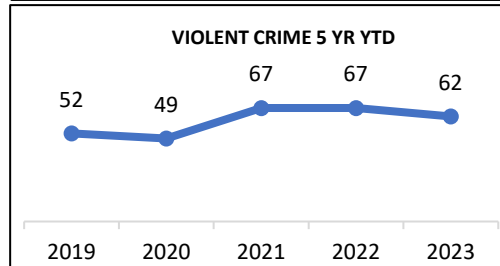
Kentwood Police Department Monthly Statistics

April 2023

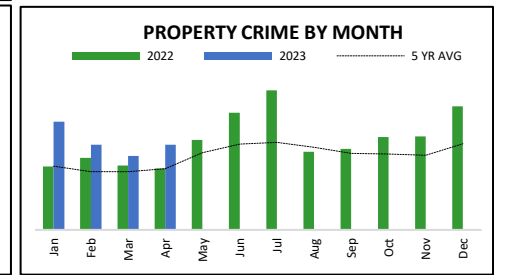
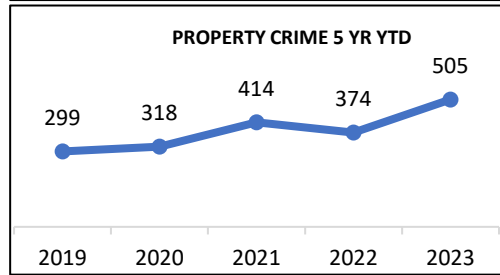
Incidents	APR ' 21	APR ' 22	APR ' 23	2022 YTD	2023 YTD	5 YR AVG
	1,433	1,256	1,395	5,259	5,200	5,465



Violent Crime	APR ' 21	APR ' 22	APR ' 23	2022 YTD	2023 YTD	5 YR AVG
	Homicide	0	0	1	1	2
CSC	4	4	1	13	8	10
Robbery	2	3	3	7	11	8.4
Aggr. Assault	11	16	12	46	41	38.8
TOTAL VIOLENT	17	23	17	67	62	57.6

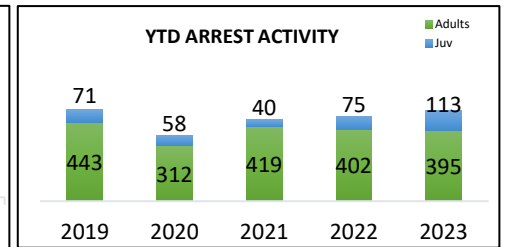
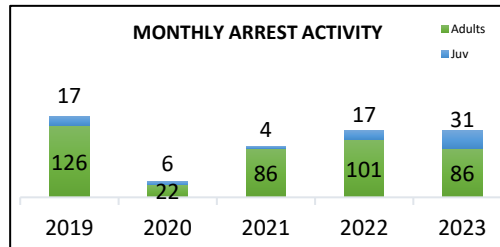


Property Crimes	APR ' 21	APR ' 22	APR ' 23	2022 YTD	2023 YTD	5 YR AVG
	Arson	3	1	0	1	1
Burglary	16	8	6	32	27	38.8
Larceny	88	75	70	293	358	265.2
Motor Vehicle Theft	14	4	46	48	119	39.6
TOTAL PROPERTY	121	88	122	374	505	345.8

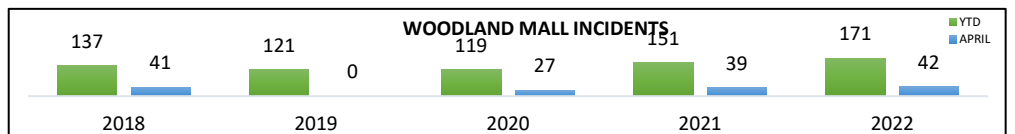


Non-Index	APR ' 21	APR ' 22	APR ' 23	2022 YTD	2023 YTD	5 YR AVG
	Non-Agg. Assault	46	64	65	258	249
Counterfeit & Forgery	3	0	0	3	2	8.8
Embezzlement	0	0	0	4	4	8
Fraud	10	26	8	93	63	93.2
Stolen Property	2	5	11	13	37	6.6
Weapons	4	4	10	37	35	17.4
Prostitution & Vice	0	0	0	0	1	0.4
Sex Offenses	0	1	1	2	9	3.2
VCSA	4	7	9	31	47	53
Family & Children	6	4	7	34	24	24.6
Operating While Intox.	2	13	9	52	41	41.2
Disorderly Conduct	13	11	18	42	44	37
Other Non-Index Crimes	17	32	53	121	164	100.4
TOTAL NON-INDEX	107	167	191	690	720	596.2
MINOR CRIMES	116	129	202	552	775	561.8
TOTAL OFFENSES	245	278	330	1131	1287	999.6

ARREST	APR ' 21	APR ' 22	APR ' 23	2022 YTD	2023 YTD	5 YR AVG
	Adult	86	101	86	402	395
Juvenile	4	17	31	75	113	61.6
TOTAL	90	118	117	477	508	476.8



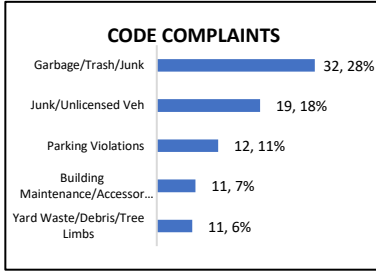
WOODLAND MALL	APR ' 21	APR ' 22	APR ' 23	2022 YTD	2023 YTD	5 YR AVG
	Incidents	27	39	42	151	171



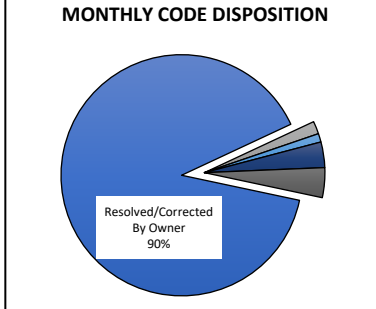
*DATA PRESENTED THROUGHOUT THE YEAR IS SUBJECT TO CHANGE PENDING END OF YEAR DATA COLLECTION.

Kentwood Police Department Monthly Statistics April 2023

Complaints	APR ' 23	2023 YTD	5 YR AVG
Garbage/Trash/Junk	49	162	121
Junk/Unlicensed Veh	32	112	88
Parking Violations	19	95	117
Building Maintenance	12	38	17
Exterior Nuisance/Trash	11	43	30
Yard/Debris/Tree Limbs	11	17	10



Disposition	APR ' 23	2023 YTD	5 YR AVG
Resolved/Corr. By Owner	157	677	588
Corrected By City	3	40	41
Not In Violation	2	8	6
Referred To Other Dpts.	6	32	33
Citations Issued	7	24	41
TOTAL DISPOSITION	175	781	709



April 2023 Citizen Survey Response

Total Survey Response

In April 2023 there were 521 surveys sent out. Of those 231 surveys were completed.

44.34%

Total Positive CPSS Score

In April 2023 there were 618 survey questions answered. Of those, 574 were rated as positive.

92.8%

April 2023 Police Injury Report:

- back injury from lifting equipment into vehicle - returned to work
- poison ivy exposure during apprehension of stolen vehicle subjects - returned

April 2023 Police Activity Highlights:

- 4/28/23 - **Attempted Homicide:** Suspect was apprehended and charged with Attemptd Homicide, CCW, Felony Firearms. Det. Foster/ Det. Cline.
- 4/29/23 - **Homicide:** Suspect was apprehended and charged with open murder,

Traffic	APR ' 21	APR ' 22	APR ' 23	2022 YTD	2023 YTD	5 YR AVG
Property Damage	62	75	90	376	341	361.4
Personal Injury	27	22	31	105	112	94.4
Total Accidents	89	97	121	481	453	455.8
Total Citations	299	331	276	1577	1119	1647.2
Traffic Stops	556	508	527	2443	2125	2645.8

April 2023 Community Events:

- Community Impact Night at Pizza Ranch

