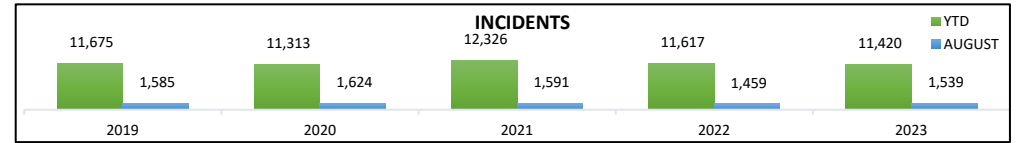


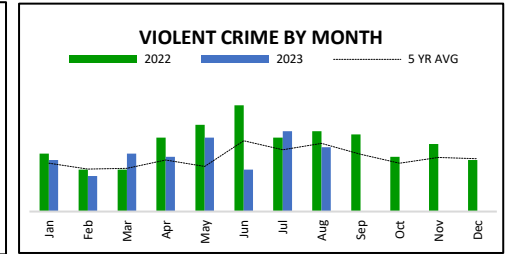
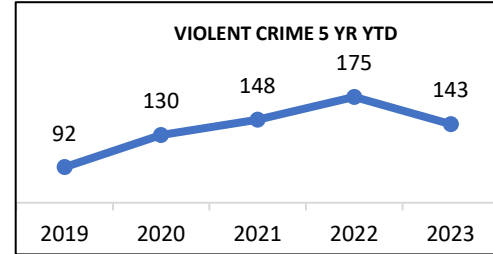
# Kentwood Police Department Monthly Statistics

## August 2023

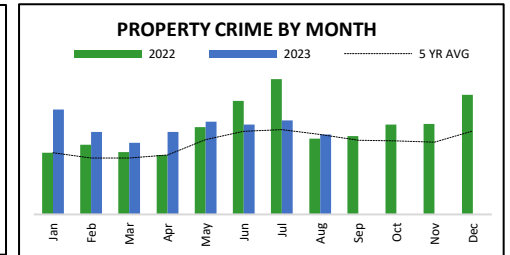
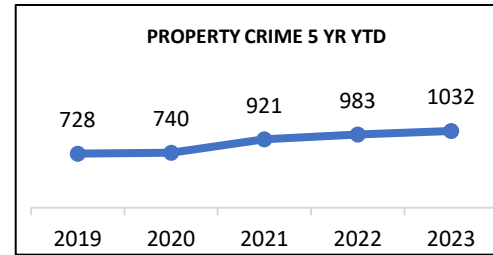
Incidents	AUG '21	AUG '22	AUG '23	2022 YTD	2023 YTD	5 YR AVG
	1,591	1,459	1,539	11,617	11,420	11,818



Violent Crime	AUG '21	AUG '22	AUG '23	2022 YTD	2023 YTD	5 YR AVG
Homicide	0	0	0	2	3	1.2
CSC	2	2	4	23	21	19.8
Robbery	3	2	1	22	22	19.6
Aggr. Assault	18	21	15	128	97	93.4
<b>TOTAL VIOLENT</b>	<b>23</b>	<b>25</b>	<b>20</b>	<b>175</b>	<b>143</b>	<b>134</b>

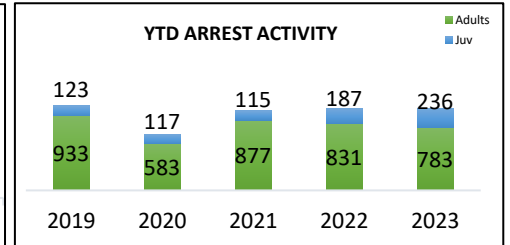
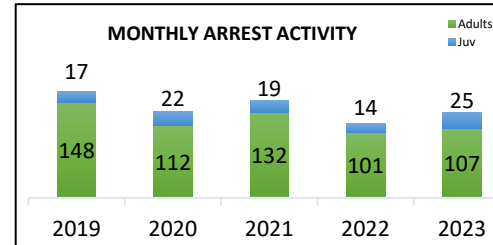


Property Crimes	AUG '21	AUG '22	AUG '23	2022 YTD	2023 YTD	5 YR AVG
Arson	0	0	0	4	3	4
Burglary	18	10	20	80	83	105.8
Larceny	83	75	84	659	719	597
Motor Vehicle Theft	9	27	14	240	227	116
<b>TOTAL PROPERTY</b>	<b>110</b>	<b>112</b>	<b>118</b>	<b>983</b>	<b>1032</b>	<b>822.8</b>

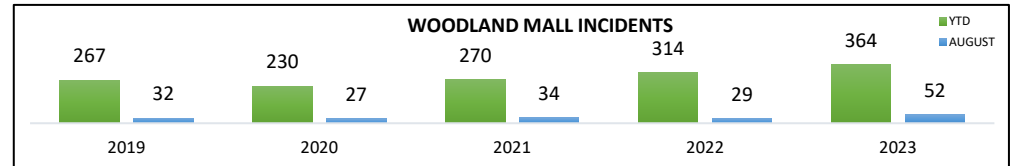


Non-Index	AUG '21	AUG '22	AUG '23	2022 YTD	2023 YTD	5 YR AVG
Non-Agg. Assault	82	60	83	583	550	464.4
Counterfeit & Forgery	1	2	0	28	2	23.4
Embezzlement	2	1	1	10	11	12.4
Fraud	22	26	12	172	106	178.8
Stolen Property	5	3	10	50	67	26.8
Weapons	12	6	7	71	61	55.8
Prostitution & Vice	1	0	0	0	1	0.8
Sex Offenses	2	3	3	15	25	10
VCSA	11	9	8	79	69	89.2
Family & Children	7	10	6	58	54	54.6
Operating While Intox.	15	7	12	82	101	78.8
Disorderly Conduct	15	16	16	92	101	89.2
Other Non-Index Crimes	41	39	49	320	379	271.8
<b>TOTAL NON-INDEX</b>	<b>216</b>	<b>182</b>	<b>207</b>	<b>1560</b>	<b>1527</b>	<b>1356</b>
<b>MINOR CRIMES</b>	<b>172</b>	<b>210</b>	<b>207</b>	<b>1345</b>	<b>1588</b>	<b>1181.1</b>
<b>TOTAL OFFENSES</b>	<b>349</b>	<b>319</b>	<b>345</b>	<b>2718</b>	<b>2702</b>	<b>2312.8</b>

ARREST	AUG '21	AUG '22	AUG '23	2022 YTD	2023 YTD	5 YR AVG
Adult	132	101	107	831	783	860
Juvenile	19	14	25	187	236	132.4
<b>TOTAL</b>	<b>151</b>	<b>115</b>	<b>132</b>	<b>1018</b>	<b>1019</b>	<b>992.4</b>



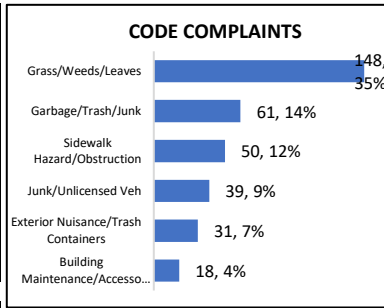
WOODLAND MALL	AUG '21	AUG '22	AUG '23	2022 YTD	2023 YTD	5 YR AVG
Incidents	34	29	52	314	364	268



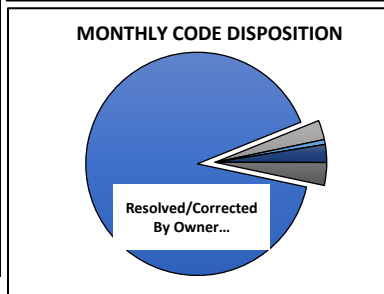
\*DATA PRESENTED THROUGHOUT THE YEAR IS SUBJECT TO CHANGE PENDING END OF YEAR DATA COLLECTION.

## Kentwood Police Department Monthly Statistics August 2023

Complaints	AUG '23	2023 YTD	5 YR AVG
Grass/Weeds/Leaves	148	503	403
Garbage/Trash/Junk	61	324	268
Sidewalk Hazard/Obst.	50	105	87
Junk/Unlicensed Veh	39	218	167
Exterior Nuisance/Trash Bins	31	99	82
Building Maintenance	18	94	66



Disposition	AUG '23	2023 YTD	5 YR AVG
Resolved/Corr. By Owner	384	1632	1594
Corrected By City	12	100	36.4
Not In Violation	3	20	39.8
Referred To Other Dpts.	11	73	67.2
Citations Issued	14	86	59
<b>TOTAL DISPOSITION</b>	<b>424</b>	<b>1911</b>	<b>1796.4</b>



### August 2023 Citizen Survey Response

Total Survey Response	Total Positive CPSS Score
In August 2023 there were 612 surveys sent out. Of those, 229 surveys were completed.	In August 2023 there were 600 survey questions answered. Of those, 561 were rated as positive.
<b>37%</b>	<b>93%</b>

**August 2023 Police Injury Report:**  
- No New Injuries occurred.

**August 2023 Major Crimes Summary:**  
8/19/2023: Eight (8) Minor In Possession of Alcohol citations were written in conjunction with a operation conducted by the Special Investigations Unit (SIU) at a liquor store in Kentwood.

Traffic	AUG '21	AUG '22	AUG '23	2022 YTD	2023 YTD	5 YR AVG
Property Damage	77	96	74	758	675	718.6
Personal Injury	33	35	29	217	236	206.8
<b>Total Accidents</b>	<b>110</b>	<b>131</b>	<b>103</b>	<b>975</b>	<b>911</b>	<b>925.4</b>
Total Citations	347	205	272	2681	2258	3121.8
Traffic Stops	611	399	585	4543	4454	5218.6

#### AUGUST 2023 MAJOR ARREST SUMMARY

ARREST DESCRIPTION	COUNT
AGGRAVATED ASSAULT	8
WEAPONS OFFENSE - CONCEALED	3
MOTOR VEHICLE THEFT	3
BURGLARY - FORCED ENTRY	2

