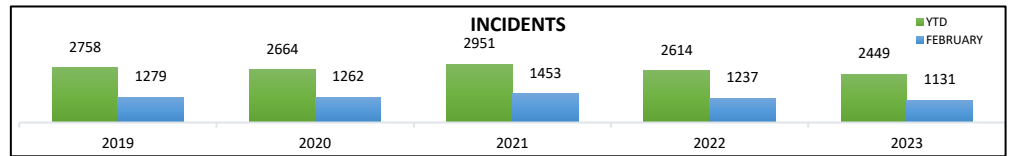


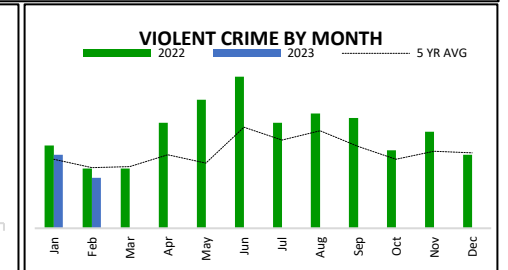
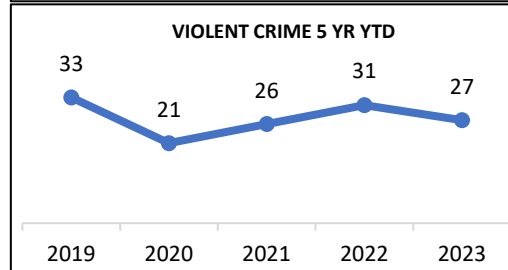
Kentwood Police Department Monthly Statistics

February 2023

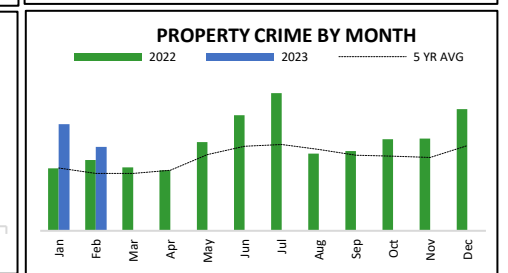
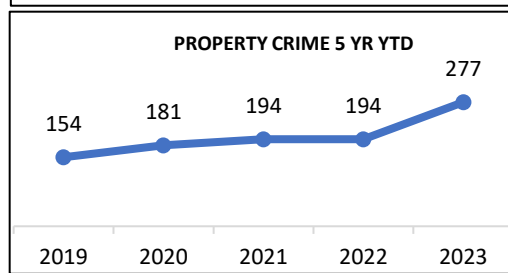
Incidents	FEB '21	FEB '22	FEB '23	2022 YTD	2023 YTD	5 YR AVG
	1,453	1,237	1,131	2,614	2,449	2,745



Violent Crime	FEB '21	FEB '22	FEB '23	2022 YTD	2023 YTD	5 YR AVG
	Homicide	0	0	0	0	0
CSC	4	2	1	6	5	4.8
Robbery	0	3	3	2	6	4.8
Aggr. Assault	8	8	7	22	16	18.6
TOTAL VIOLENT	12	13	11	30	27	28.2

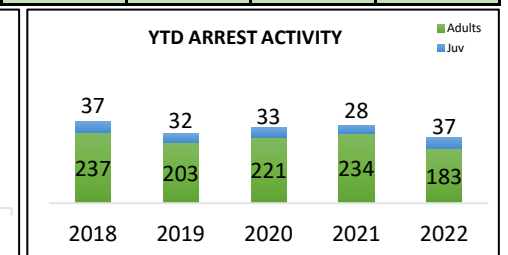
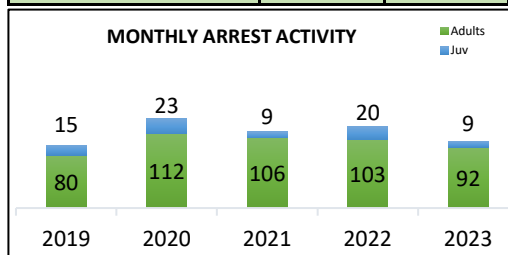


Property Crimes	FEB '21	FEB '22	FEB '23	2022 YTD	2023 YTD	5 YR AVG
	Arson	3	0	1	0	1
Burglary	6	2	4	12	15	17.6
Larceny	57	84	99	155	201	134.8
Motor Vehicle Theft	27	17	18	27	60	21.2
TOTAL PROPERTY	93	103	122	194	277	174.6

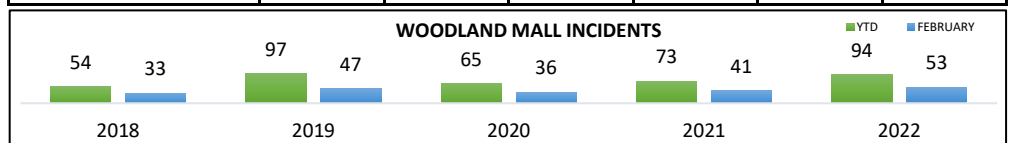


Non-Index	FEB '21	FEB '22	FEB '23	2022 YTD	2023 YTD	5 YR AVG
	Non-Agg. Assault	59	60	56	139	122
Counterfeit & Forgery	3	5	0	7	2	5.4
Embezzlement	1	0	2	0	3	4.2
Fraud	18	16	13	34	61	42.2
Stolen Property	3	3	9	9	19	4.6
Weapons	9	2	4	8	19	10
Prostitution & Vice	0	0	1	0	1	0.2
Sex Offenses	0	1	1	1	4	0.8
VCSA	6	15	14	22	28	16.6
Family & Children	8	2	8	5	11	9.4
Operating While Intox.	14	11	8	19	18	20.6
Disorderly Conduct	5	8	10	15	18	16.6
Other Non-Index Crimes	25	14	30	35	80	44.4
TOTAL NON-INDEX	151	137	156	294	386	280.6
MINOR CRIMES	144	179	209	287	328	270
TOTAL OFFENSES	256	253	289	518	690	483.4

ARREST	FEB '21	FEB '22	FEB '23	2022 YTD	2023 YTD	5 YR AVG
	Adult	106	103	92	183	209
Juvenile	9	20	9	37	58	33.4
TOTAL	115	123	101	220	267	249



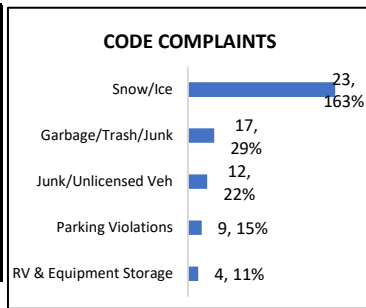
WOODLAND MALL	FEB '21	FEB '22	FEB '23	2022 YTD	2023 YTD	5 YR AVG
	Incidents	36	41	53	73	94



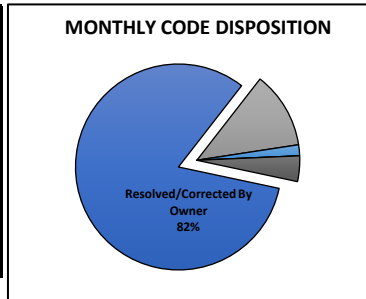
*DATA PRESENTED THROUGHOUT THE YEAR IS SUBJECT TO CHANGE PENDING END OF YEAR DATA COLLECTION.

Kentwood Police Department Monthly Statistics February 2023

Complaints	FEB '23	2023 YTD	5 YR AVG
Snow/Ice	129	310	244
Garbage/Trash/Junk	23	37	43
Junk/Unlicensed Veh	17	28	47
Parking Violations	12	27	56
RV & Equipment Storage	9	10	21
Exterior Nuisance	4	8	10



Disposition	FEB '23	2023 YTD	5 YR AVG
Resolved/Corr. By Owner	143	269	392.6
Corrected By City	21	35	15.8
Not In Violation	3	4	8
Referred To Other Dpts.	7	17	21.6
Citations Issued	10	19	13.2
TOTAL DISPOSITION	184	344	451.2



February 2023 Citizen Survey Response

Total Survey Response	Total Positive CPSS Score
-----------------------	---------------------------

In February 2023 there were 417 surveys sent out. Of those 182 surveys were completed.	In February 2023 there were 526 survey questions answered. Of those, 471 were rated as positive.
--	--

43.65%	89.54%
--------	--------

February 2023 Police Activity Highlight:

On February 7th, 2023, the Kentwood Police Department assisted the Grand Rapids Police Department with the execution of a search warrant for a homicide suspect. During this search, a second suspect was located and arrested on various felony warrants out of Kentwood including firearms offenses, armed robbery and motor vehicle theft.

Traffic	FEB '21	FEB '22	FEB '23	2022 YTD	2023 YTD	5 YR AVG
Property Damage	108	108	74	215	162	207.4
Personal Injury	22	27	19	53	57	48.2
Total Accidents	130	135	93	268	219	255.6
Total Citations	406	405	300	791	540	861.2
Traffic Stops	667	621	486	1188	1024	1359.8

February 2023 Community Events: Unity Walk at Woodland Mall, Kozminski Charity Basketball Game, Recruitment Open House

