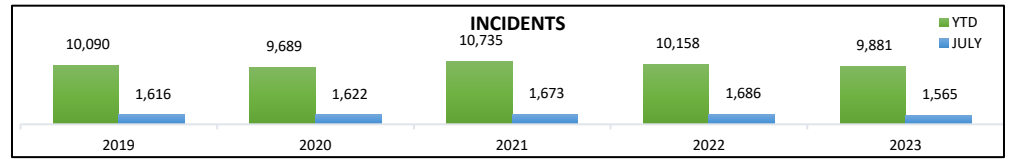


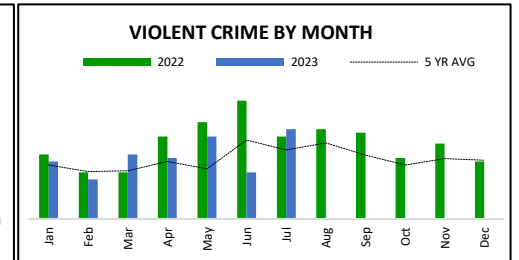
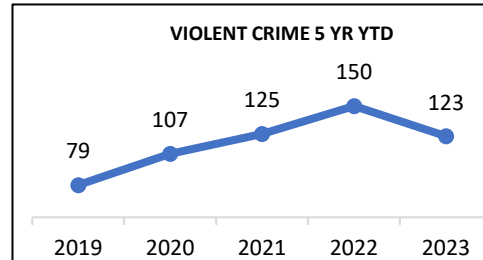
Kentwood Police Department Monthly Statistics

July 2023

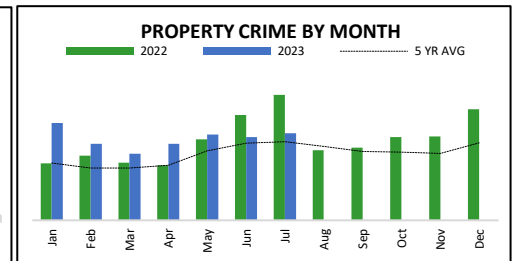
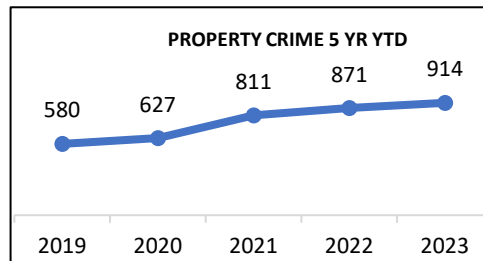
| Incidents | JUL '21 | JUL '22 | JUL '23 | 2022 YTD | 2023 YTD | 5 YR AVG |
|-----------|---------|---------|---------|----------|----------|----------|
| | | 1,673 | 1,686 | 1,565 | 10,158 | 9,881 |



| Violent Crime | JUL '21 | JUL '22 | JUL '23 | 2022 YTD | 2023 YTD | 5 YR AVG |
|----------------------|-----------|-----------|-----------|------------|------------|--------------|
| | Homicide | 0 | 0 | 0 | 2 | 3 |
| CSC | 4 | 1 | 3 | 21 | 17 | 16.8 |
| Robbery | 1 | 1 | 5 | 20 | 21 | 16.2 |
| Aggr. Assault | 16 | 21 | 17 | 107 | 82 | 78.8 |
| TOTAL VIOLENT | 21 | 23 | 25 | 150 | 123 | 112.8 |

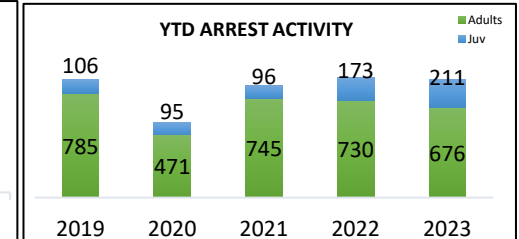
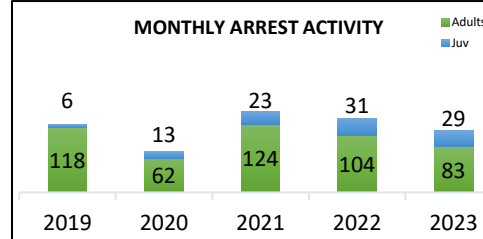


| Property Crimes | JUL '21 | JUL '22 | JUL '23 | 2022 YTD | 2023 YTD | 5 YR AVG |
|-----------------------|------------|------------|------------|------------|------------|--------------|
| | Arson | 0 | 2 | 1 | 4 | 3 |
| Burglary | 16 | 12 | 14 | 70 | 63 | 85.6 |
| Larceny | 87 | 111 | 95 | 584 | 635 | 514.2 |
| Motor Vehicle Theft | 18 | 75 | 29 | 213 | 213 | 100.8 |
| TOTAL PROPERTY | 121 | 200 | 139 | 871 | 914 | 704.6 |

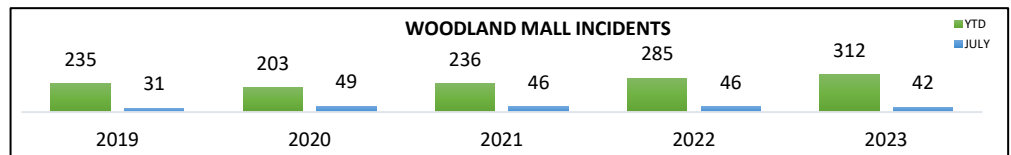


| Non-Index | JUL '21 | JUL '22 | JUL '23 | 2022 YTD | 2023 YTD | 5 YR AVG |
|------------------------|------------------|------------|------------|-------------|-------------|----------------|
| | Non-Agg. Assault | 90 | 77 | 73 | 523 | 457 |
| Counterfeit & Forgery | 3 | 4 | 0 | 26 | 2 | 20.8 |
| Embezzlement | 1 | 1 | 3 | 9 | 10 | 11 |
| Fraud | 26 | 22 | 11 | 146 | 92 | 154 |
| Stolen Property | 10 | 12 | 4 | 47 | 57 | 24.2 |
| Weapons | 15 | 9 | 9 | 65 | 52 | 46.6 |
| Prostitution & Vice | 0 | 0 | 0 | 0 | 1 | 0.6 |
| Sex Offenses | 3 | 5 | 8 | 12 | 21 | 7.8 |
| VCSA | 4 | 6 | 6 | 70 | 60 | 77.8 |
| Family & Children | 8 | 9 | 5 | 48 | 48 | 45.8 |
| Operating While Intox. | 6 | 9 | 18 | 75 | 86 | 67.6 |
| Disorderly Conduct | 14 | 16 | 16 | 76 | 80 | 76 |
| Other Non-Index Crimes | 55 | 83 | 45 | 281 | 326 | 233.4 |
| TOTAL NON-INDEX | 235 | 253 | 198 | 1378 | 1292 | 1169.8 |
| MINOR CRIMES | 198 | 208 | 194 | 1135 | 1367 | 1018.75 |
| TOTAL OFFENSES | 377 | 476 | 334 | 2399 | 2329 | 1987.2 |

| ARREST | JUL '21 | JUL '22 | JUL '23 | 2022 YTD | 2023 YTD | 5 YR AVG |
|--------------|------------|------------|------------|------------|------------|--------------|
| | Adult | 124 | 104 | 83 | 730 | 676 |
| Juvenile | 23 | 31 | 29 | 173 | 211 | 116.2 |
| TOTAL | 147 | 135 | 112 | 903 | 887 | 849.4 |




| WOODLAND MALL | JUL '21 | JUL '22 | JUL '23 | 2022 YTD | 2023 YTD | 5 YR AVG |
|---------------|-----------|---------|---------|----------|----------|----------|
| | Incidents | 46 | 46 | 42 | 285 | 312 |



*DATA PRESENTED THROUGHOUT THE YEAR IS SUBJECT TO CHANGE PENDING END OF YEAR DATA COLLECTION.

Kentwood Police Department Monthly Statistics July 2023

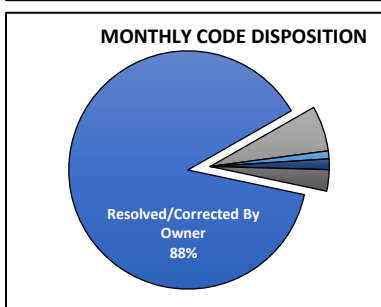
| Complaints | JUL '23 | 2023 YTD | 5 YR AVG |
|----------------------------|---------|----------|----------|
| Grass/Weeds/Leaves | 120 | 355 | 318 |
| Garbage/Trash/Junk | 31 | 263 | 230 |
| Parking Violations | 27 | 55 | 48 |
| Junk/Unlicensed Veh | 20 | 160 | 190 |
| Blding Maintenance/Access. | 19 | 179 | 148 |
| RV & Equipment Storage | 13 | 76 | 52 |



July 2023 Police Injury Report:

7/7/23: Cervical Strain - Occured During Traffic Accident
 7/14/23: Right Knee Contusion - Occured During Arrest
 7/18/23: Broken Scapula - Occured During Arrest
 7/22/23: Wrist and Arm Laceration - Occured During Investigation

| Disposition | JUL '23 | 2023 YTD | 5 YR AVG |
|--------------------------|------------|-------------|-------------|
| Resolved/Corr. By Owner | 244 | 1248 | 1350.4 |
| Corrected By City | 17 | 88 | 31.2 |
| Not In Violation | 3 | 17 | 33.8 |
| Referred To Other Dpts. | 4 | 62 | 56.4 |
| Citations Issued | 8 | 72 | 46.2 |
| TOTAL DISPOSITION | 276 | 1487 | 1518 |



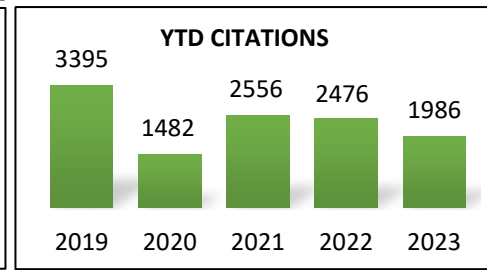
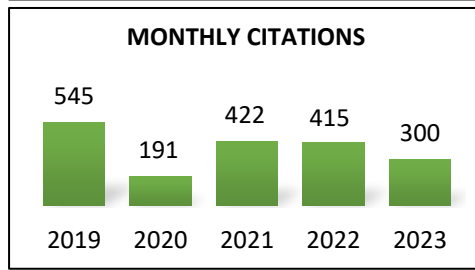
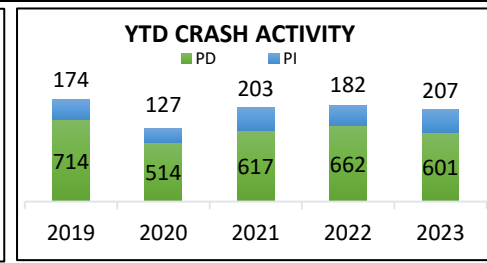
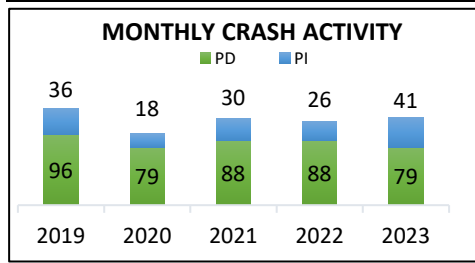
July 2023 Major Crimes Summary:

Case 23-12800 - Armed Robbery - Subjects Arrested
 Case 23-11574 - Felonious Assault - Subjects Arrested

JULY 2023 MAJOR ARREST SUMMARY

| ARREST DESCRIPTION | COUNT |
|---------------------|-------|
| ROBBERY | 5 |
| AGGRAVATED ASSAULT | 5 |
| WEAPONS | 7 |
| MOTOR VEHICLE THEFT | 4 |
| BURGLARY | 1 |
| SEX OFFENSE | 1 |

| Traffic | JUL '21 | JUL '22 | JUL '23 | 2022 YTD | 2023 YTD | 5 YR AVG |
|------------------------|------------|------------|------------|------------|------------|--------------|
| Property Damage | 93 | 105 | 79 | 662 | 601 | 624.8 |
| Personal Injury | 41 | 28 | 30 | 182 | 207 | 174.8 |
| Total Accidents | 134 | 133 | 109 | 844 | 808 | 799.6 |
| Total Citations | 422 | 415 | 300 | 2476 | 1986 | 2755.6 |
| Traffic Stops | 672 | 635 | 600 | 4144 | 3869 | 4543.8 |



July 2023 Community Engagement:

- Community Meeting held at KPD
 - City of Kentwood Fourth of July Celebration