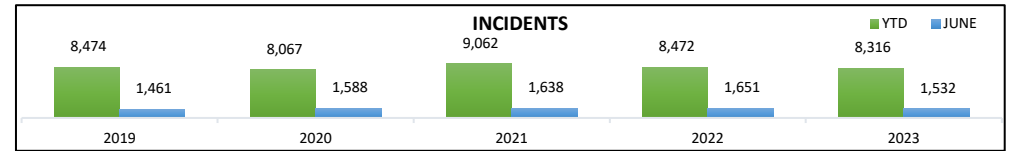


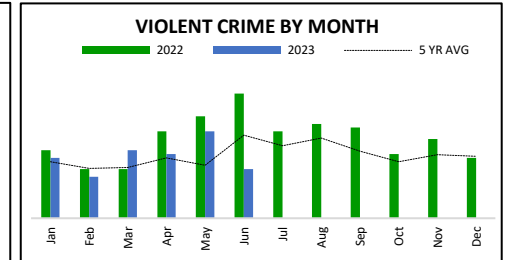
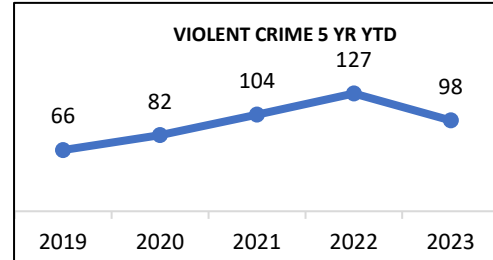
Kentwood Police Department Monthly Statistics

June 2023

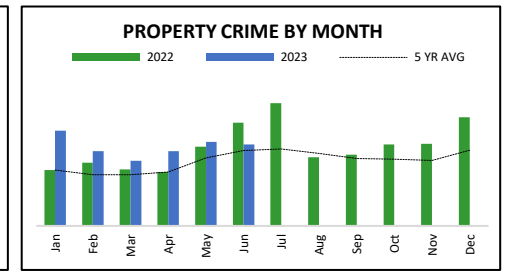
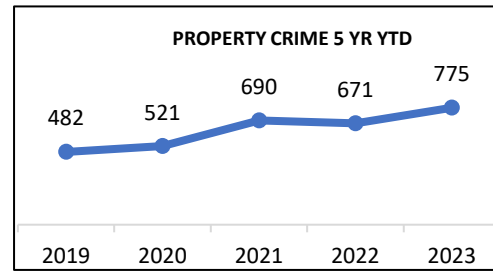
Incidents	JUN '21	JUN '22	JUN '23	2022 YTD	2023 YTD	5 YR AVG
		1,638	1,651	1,532	8,472	8,316



Violent Crime	JUN '21	JUN '22	JUN '23	2022 YTD	2023 YTD	5 YR AVG
	Homicide	0	1	0	2	3
CSC	3	3	1	20	14	15.4
Robbery	2	9	2	19	16	14.4
Aggr. Assault	18	20	10	86	65	62.8
TOTAL VIOLENT	23	33	13	127	98	93.6

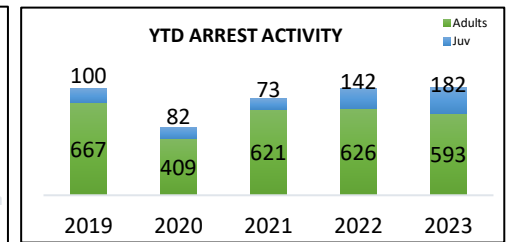
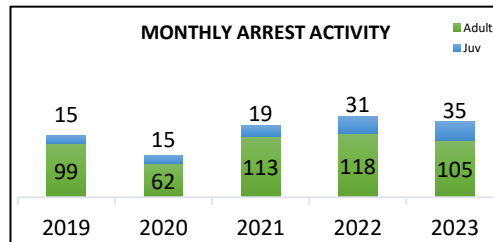


Property Crimes	JUN '21	JUN '22	JUN '23	2022 YTD	2023 YTD	5 YR AVG
	Arson	2	1	0	2	2
Burglary	16	11	10	58	49	69.6
Larceny	116	103	90	473	540	429.8
Motor Vehicle Theft	22	53	33	138	184	76.6
TOTAL PROPERTY	156	168	133	671	775	579.2

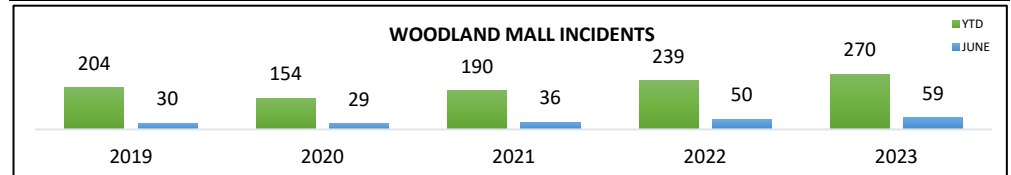


Non-Index	JUN '21	JUN '22	JUN '23	2022 YTD	2023 YTD	5 YR AVG
	Non-Agg. Assault	68	85	72	446	394
Counterfeit & Forgery	2	2	0	22	2	18
Embezzlement	3	0	3	8	7	10.4
Fraud	25	20	12	124	83	129.8
Stolen Property	10	16	6	35	53	19.6
Weapons	13	11	5	56	45	37
Prostitution & Vice	0	0	0	0	1	0.4
Sex Offenses	2	2	3	7	14	5.4
VCSA	8	14	4	64	55	69
Family & Children	9	9	11	39	43	40.2
Operating While Intox.	13	10	10	66	71	59.8
Disorderly Conduct	19	10	16	60	69	63.6
Other Non-Index Crimes	51	47	55	198	285	184.8
TOTAL NON-INDEX	223	226	197	1125	1122	974.8
MINOR CRIMES	194	239	204	927	1189	859
TOTAL OFFENSES	402	427	343	1923	1995	1647.6

ARREST	JUN '21	JUN '22	JUN '23	2022 YTD	2023 YTD	5 YR AVG
	Adult	113	118	105	626	593
Juvenile	19	31	35	142	182	78.2
TOTAL	132	149	140	775	775	592.6




WOODLAND MALL	JUN '21	JUN '22	JUN '23	2022 YTD	2023 YTD	5 YR AVG
	Incidents	36	50	59	239	270



*DATA PRESENTED THROUGHOUT THE YEAR IS SUBJECT TO CHANGE PENDING END OF YEAR DATA COLLECTION.

Kentwood Police Department Monthly Statistics June 2023

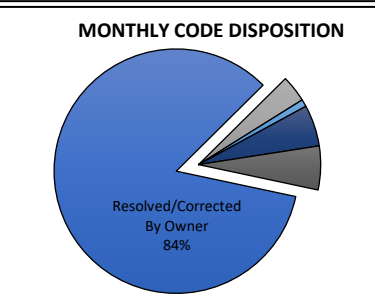
Complaints	JUN '23	2023 YTD	5 YR AVG
Grass/Weeds/Leaves	136	235	229
Garbage/Trash/Junk	43	232	189
Parking Violations	34	140	170
Junk/Unlicensed Veh	29	160	134
Blding Maintenance/Access.	17	63	39
RV & Equipment Storage	9	40	65



June 2023 Citizen Survey Response

Total Survey Response	Total Positive CPSS Score
In June 2023 there were 602 surveys sent out. Of those, 245 surveys were completed.	In June 2023 there were 640 survey questions answered. Of those, 602 were rated as positive.
40%	94%

Disposition	JUN '23	2023 YTD	5 YR AVG
Resolved/Corr. By Owner	262	1004	1118.2
Corrected By City	11	71	24.8
Not In Violation	3	14	27.8
Referred To Other Dpts.	17	58	49
Citations Issued	18	64	36.4
TOTAL DISPOSITION	311	1211	1256.2



June 2023 Police Injury Report:
- No injuries reported in June 2023

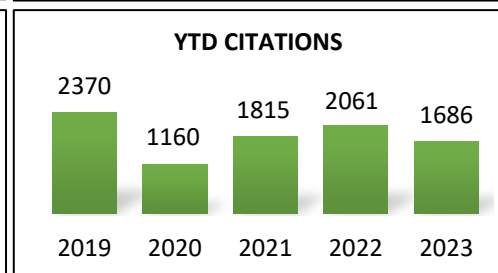
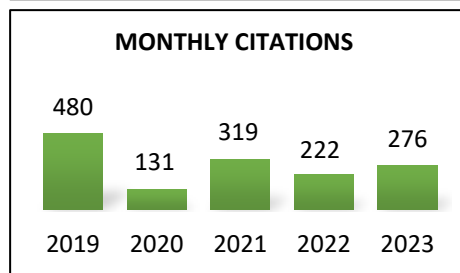
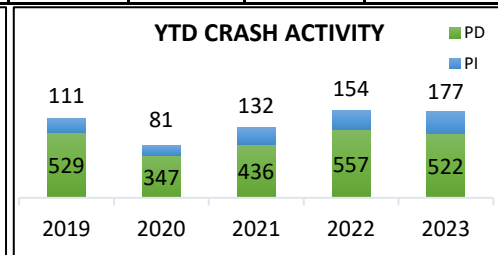
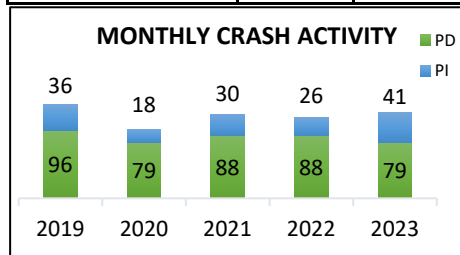
June 2023 Major Crimes Summary:

- Case #23-9257, 6/2/23, VCSA/NEGLIGENT HOMICIDE
- Case #23-11049, 6/30/23, FELONIOUS ASSAULT

Traffic	JUN '21	JUN '22	JUN '23	2022 YTD	2023 YTD	5 YR AVG
Property Damage	88	88	79	557	522	533.6
Personal Injury	30	26	41	154	177	145.4
Total Accidents	118	114	120	711	699	679
Total Citations	319	222	276	2061	1686	2354
Traffic Stops	621	481	567	3509	3269	3832.4

JUNE 2023 MAJOR ARREST SUMMARY

ARREST DESCRIPTION	COUNT
STOLEN VEHICLE	7
ASSAULT (FELONIOUS/AGGRAVATED) OTHER	4
WEAPONS OFFENSES	4
VCSA	3
AGGRAVATED STALKING	1
BURGLARY	1



June 2023 Events:

- Community Service Officers were present with various fleet vehicles at Touch-A-Truck on June 7th hosted by the Kentwood District Library
- Officers assisted with the Kentwood Food Truck Festival on June 10th
- Officers were present at the Division Avenue Arts and Culture Festival hosted by The Division Avenue Business Association on June 10th