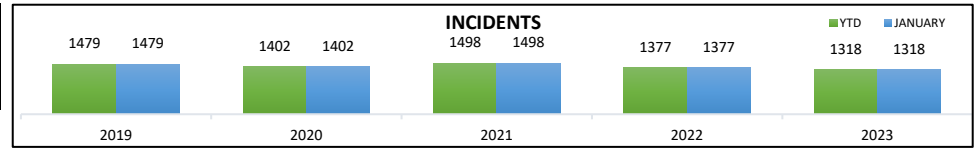


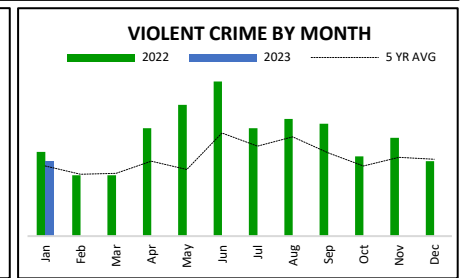
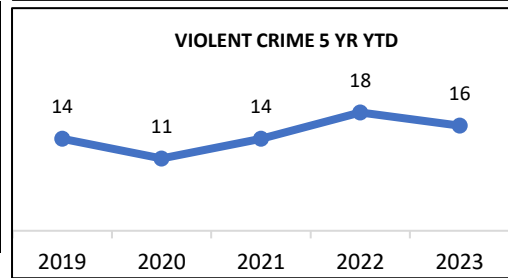
Kentwood Police Department Monthly Statistics

January 2023

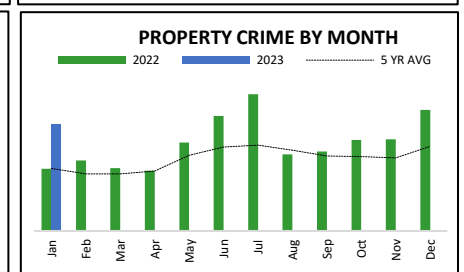
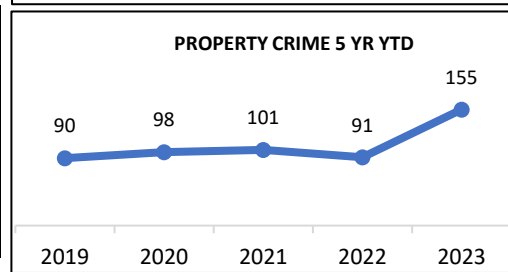
Incidents	JAN '21	JAN '22	JAN '23	2022 YTD	2023 YTD	5 YR AVG	CHG TO 2022	% TO 2022	% TO 5 YR
		1,498	1,377	1,318	1,377	1,318	1,436	▼-59	▼4%



Violent Crime	JAN '21	JAN '22	JAN '23	2022 YTD	2023 YTD	5 YR AVG	CHG TO 2022	% TO 2022	% TO 5 YR
Homicide	0	0	0	0	0	0	▲	▲ 0%	▲ 0%
CSC	1	4	4	4	4	2.6	▲	▲ 0%	▲ 54%
Robbery	3	0	3	0	3	2.4	▲ 3	▲ 0%	▲ 25%
Aggr. Assault	10	14	9	14	9	10	▼-5	▼36%	▼10%
TOTAL VIOLENT	14	18	16	18	16	15	▼-2	▼11%	▲ 7%

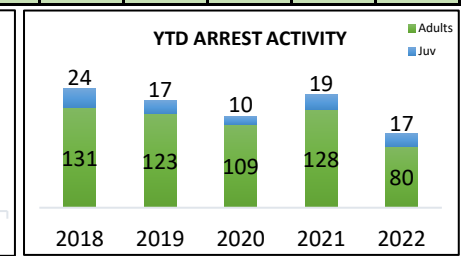
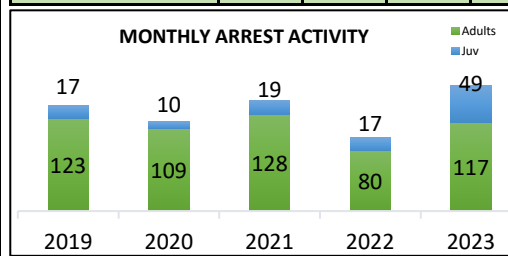


Property Crimes	JAN '21	JAN '22	JAN '23	2022 YTD	2023 YTD	5 YR AVG	CHG TO 2022	% TO 2022	% TO 5 YR
Arson	0	0	0	0	0	0.4	▲	▲ 0%	▼100%
Burglary	10	10	11	10	11	11.4	▲ 1	▲ 10%	▼4%
Larceny	72	71	102	71	102	69.8	▲ 31	▲ 44%	▲ 46%
Motor Vehicle Theft	19	10	42	10	42	9.6	▲ 32	▲ 320%	▲ 338%
TOTAL PROPERTY	101	91	155	91	155	91.2	▲ 64	▲ 70%	▲ 70%

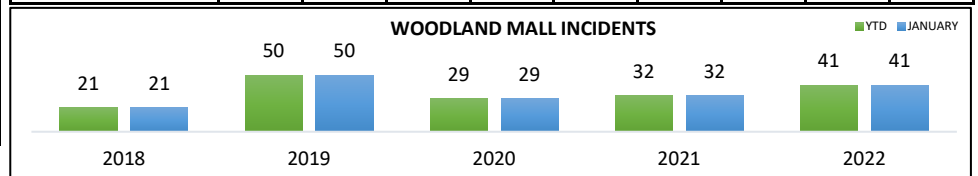


Non-Index	JAN '21	JAN '22	JAN '23	2022 YTD	2023 YTD	5 YR AVG	CHG TO 2022	% TO 2022	% TO 5 YR
Non-Agg. Assault	66	79	66	79	66	55	▼-13	▼16%	▲ 20%
Counterfeit & Forgery	0	2	2	2	2	2.2	▲	▲ 0%	▼9%
Embezzlement	2	0	1	0	1	2.2	▲ 1	▲ 0%	▼55%
Fraud	26	18	29	18	29	22.8	▲ 11	▲ 61%	▲ 27%
Stolen Property	2	6	10	6	10	2.4	▲ 4	▲ 67%	▲ 317%
Weapons	12	6	15	6	15	5.6	▲ 9	▲ 150%	▲ 168%
Prostitution & Vice	0	0	0	0	0	0.2	▲	▲ 0%	▼100%
Sex Offenses	0	0	3	0	3	0.2	▲ 3	▲ 0%	▲ 1400%
VCSA	4	7	14	7	14	8	▲ 7	▲ 100%	▲ 75%
Family & Children	12	3	4	3	4	5.6	▲ 1	▲ 33%	▼29%
Operating While Intox.	10	8	10	8	10	10.8	▲ 2	▲ 25%	▼7%
Disorderly Conduct	17	7	8	7	8	9.2	▲ 1	▲ 14%	▼13%
Other Non-Index Crimes	36	21	50	21	50	22.4	▲ 29	▲ 138%	▲ 123%
TOTAL NON-INDEX	187	157	212	157	212	146.6	▲ 55	▲ 35%	▲ 45%
MINOR CRIMES	133	108	153	108	147	136	▲ 39	▲ 36%	▲ 8%
TOTAL OFFENSES	302	266	383	266	383	252.8	▲ 117	▲ 44%	▲ 52%

ARREST	JAN '21	JAN '22	JAN '23	2022 YTD	2023 YTD	5 YR AVG	CHG TO 2022	% TO 2022	% TO 5 YR
Adult	128	80	117	80	117	114.2	▲ 37	▲ 46%	▲ 2%
Juvenile	19	17	49	17	49	17.4	▲ 32	▲ 188%	▲ 182%
TOTAL	147	97	166	97	166	131.6	▲ 69	▲ 71%	▲ 26%



WOODLAND MALL	JAN '21	JAN '22	JAN '23	2022 YTD	2023 YTD	5 YR AVG	CHG TO 2022	% TO 2022	% TO 5 YR
Incidents	29	32	41	29	41	32.2	▲ 12	▲ 41%	▲ 27%



*DATA PRESENTED THROUGHOUT THE YEAR IS SUBJECT TO CHANGE PENDING END OF YEAR DATA COLLECTION.

Kentwood Police Department Monthly Statistics January 2023

Complaints	JAN '23	2023 YTD	5 YR AVG	Complaint Disposition	JAN '23	2023 YTD	5 YR AVG
Garbage/Trash/Junk	42	42	242	Resolved/Corr. By Owner	126	126	214
Parking Violations	30	30	24	Corrected By City	14	14	2.8
Snow/Ice	24	24	35	Not In Violation	1	1	5.8
Junk/Unlicensed Veh	19	19	122	Referred To Other Dpts.	10	10	12.2
Exterior Nuisance/Trash	14	14	26	Citations Issued	9	9	9.6
Commercial Vehicle	9	9	5	TOTAL DISPOSITION	160	160	242.2

January 2023 Citizen Survey Response

Survey Response

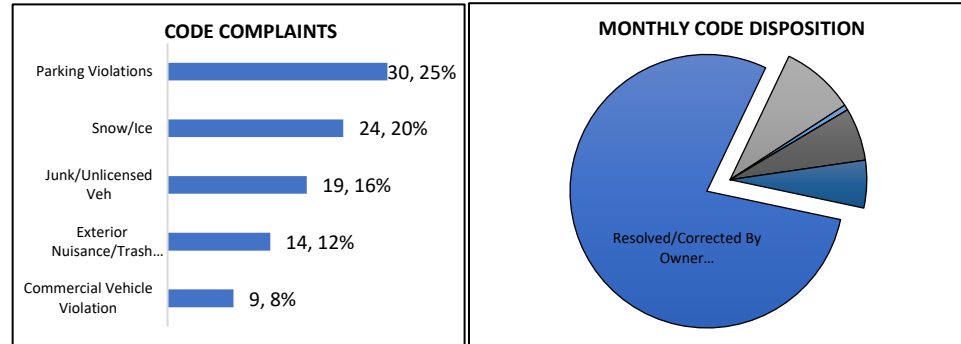
In January 2023 there were 472 surveys sent out. Of those 191 surveys were completed.

Total Positive CPSS Score

In January 2023 there were 519 survey questions answered. Of those, 473 were rated as positive.

40.47%

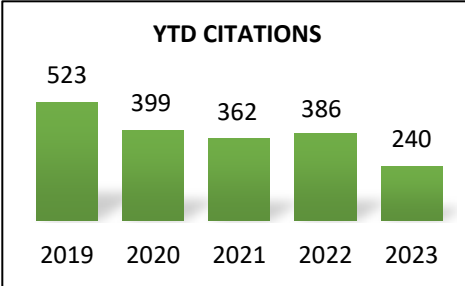
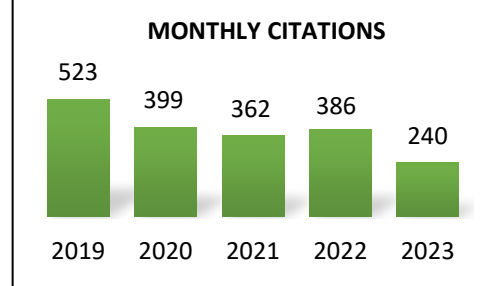
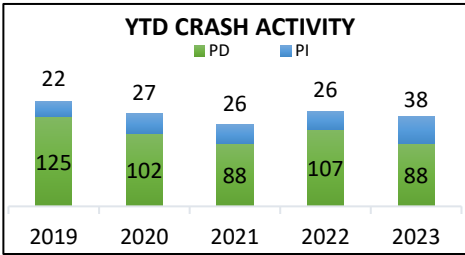
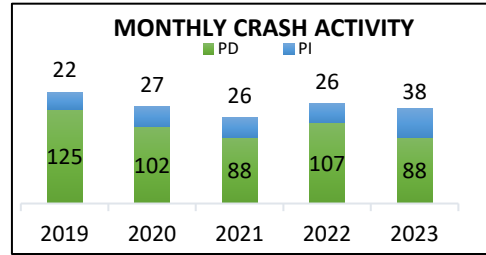
91.14%



January 2023 Police Activity:

- 18 Arrests were made for Motor Vehicle Theft: Juvenile: 17 Adult: 1
- The Detective Bureau obtained four felony warrants for a Criminal Sexual Conduct (CSC) case

Traffic	JAN '21	JAN '22	JAN '23	2022 YTD	2023 YTD	5 YR AVG	CHG TO 2022	% TO 2022	% TO 5 YR
Property Damage	88	107	88	107	88	103.2	▼-19	▼18%	▼15%
Personal Injury	26	26	38	26	38	25	▲12	▲46%	▲52%
Total Accidents	114	133	126	133	126	128.2	▼-7	▼5%	▼2%
Traffic Stops	645	567	538	567	538	670.2	▼-29	▼5%	▼20%
Total Citations	362	386	240	386	240	417.8	▼-146	▼38%	▼43%



January 2023 Community Events: Recruitment Team at the Michigan International Autoshow at DeVos Place

