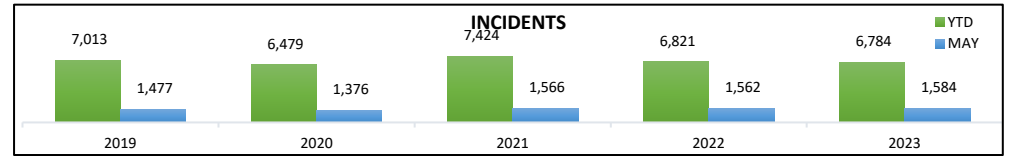


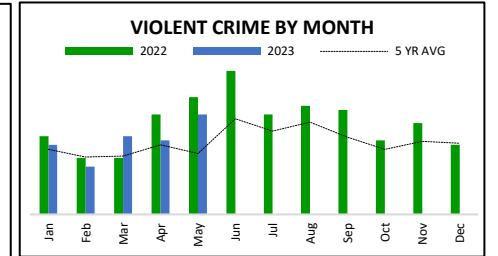
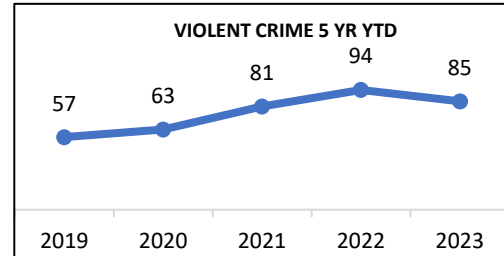
Kentwood Police Department Monthly Statistics

May 2023

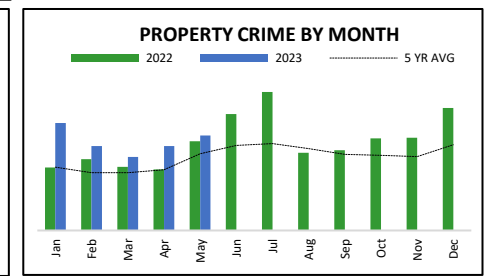
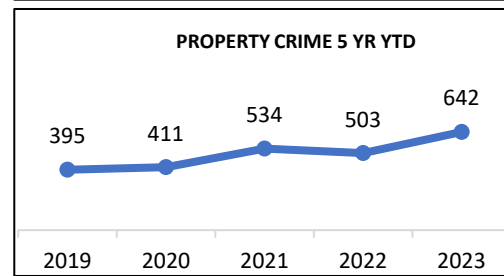
Incidents	MAY '21	MAY '22	MAY '23	2022 YTD	2023 YTD	5 YR AVG
	1,566	1,562	1,584	6,821	6,784	6,971



Violent Crime	MAY '21	MAY '22	MAY '23	2022 YTD	2023 YTD	5 YR AVG
Homicide	0	0	1	1	3	0.8
CSC	4	5	4	17	13	12.8
Robbery	2	3	3	10	14	10.4
Aggr. Assault	8	20	14	66	55	47.6
TOTAL VIOLENT	14	28	22	94	85	71.6

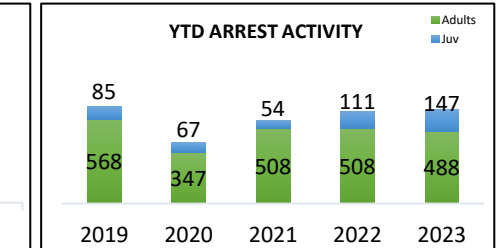
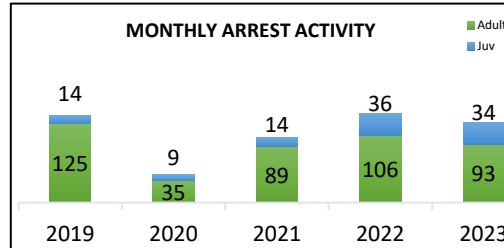


Property Crimes	MAY '21	MAY '22	MAY '23	2022 YTD	2023 YTD	5 YR AVG
Arson	0	0	1	1	2	1
Burglary	15	15	12	47	39	47
Larceny	79	77	92	370	450	370
Motor Vehicle Theft	26	37	32	85	151	85
TOTAL PROPERTY	120	129	137	503	642	503

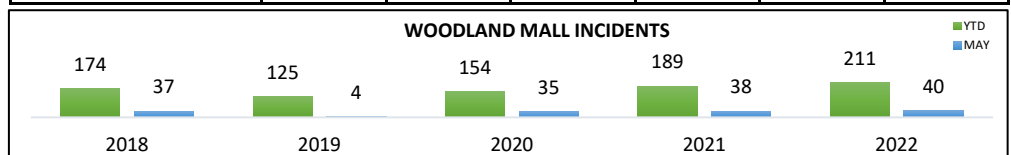


Non-Index	MAY '21	MAY '22	MAY '23	2022 YTD	2023 YTD	5 YR AVG
Non-Agg. Assault	65	82	73	361	322	278.2
Counterfeit & Forgery	1	6	0	20	2	13.2
Embezzlement	1	3	0	8	4	8.6
Fraud	10	18	8	104	71	107.8
Stolen Property	13	7	10	19	47	12.6
Weapons	5	17	5	45	40	29
Prostitution & Vice	0	0	0	0	1	0.4
Sex Offenses	1	1	2	5	11	3.8
VCSA	8	9	4	50	51	53.6
Family & Children	13	7	8	30	32	32.2
Operating While Intox.	8	10	20	56	61	49
Disorderly Conduct	8	7	9	50	53	52
Other Non-Index Crimes	31	62	66	151	230	139.2
TOTAL NON-INDEX	164	229	205	899	925	779.6
MINOR CRIMES	129	136	210	688	981	686.5
TOTAL OFFENSES	298	386	364	1496	1652	1340.2

ARREST	MAY '21	MAY '22	MAY '23	2022 YTD	2023 YTD	5 YR AVG
Adult	89	106	93	508	488	514.4
Juvenile	14	36	34	111	147	78.2
TOTAL	103	142	127	619	635	592.6




WOODLAND MALL	MAY '21	MAY '22	MAY '23	2022 YTD	2023 YTD	5 YR AVG
Incidents	35	38	40	189	211	162.6



*DATA PRESENTED THROUGHOUT THE YEAR IS SUBJECT TO CHANGE PENDING END OF YEAR DATA COLLECTION.

Kentwood Police Department Monthly Statistics May 2023

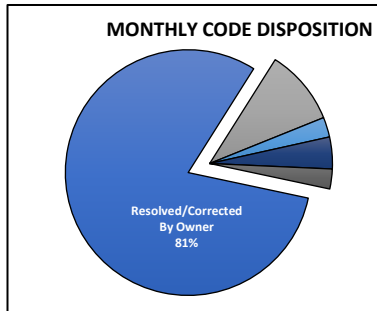
Complaints	MAY '23	2023 YTD	5 YR AVG
Grass/Weeds/Leaves	88	99	100
Garbage/Trash/Junk	27	189	153
Junk/Unlicensed Veh	19	131	113
Parking Violations	11	106	150
Sidewalk Hazard/Obstruction	8	20	9
Building Maintenance	8	46	28



May 2023 Citizen Survey Response

Total Survey Response	Total Positive CPSS Score
In May 2023 there were 627 surveys sent out. Of those, 241 surveys were completed.	In May 2023 there were 639 survey questions answered. Of those, 594 were rated as positive.
38.44%	92.96%

Disposition	MAY '23	2023 YTD	5 YR AVG
Resolved/Corr. By Owner	154	742	869.6
Corrected By City	19	60	19.6
Not In Violation	5	11	22
Referred To Other Dpts.	8	41	40.8
Citations Issued	5	46	29.6
TOTAL DISPOSITION	191	900	981.6



May 2023 Police Injury Report:
- No injuries reported in May 2023

May 2023 Major Crimes Summary:
- 6/2/23, Child Endangerment/Neglect, suspect was arrested and is awaiting charges.

Traffic	MAY '21	MAY '22	MAY '23	2022 YTD	2023 YTD	5 YR AVG
Property Damage	84	93	102	469	443	443.8
Personal Injury	27	23	24	128	136	116.4
Total Accidents	111	116	126	597	579	560.2
Total Citations	348	262	291	1839	1410	1997
Traffic Stops	554	603	557	3046	2702	3238.4

May 2023 Events:

- Oath of Office for Ofc. Steffen, Ofc. Joseff, and Ofc. Caswell
- Volunteers In Policing 2023 Appreciation Banquet
- CRASE presentation at Spectrum Community Services and ROSKAM

