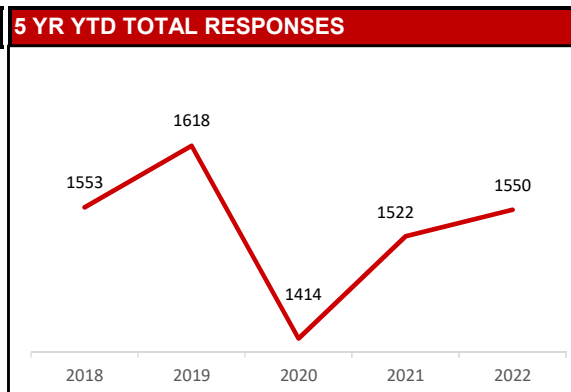
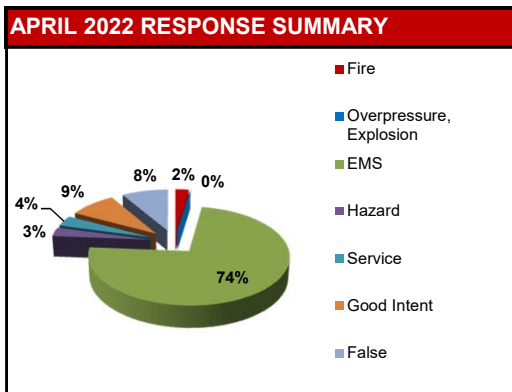
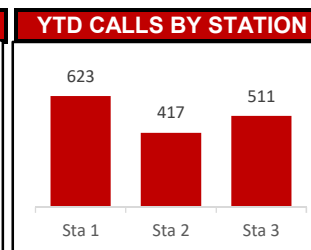
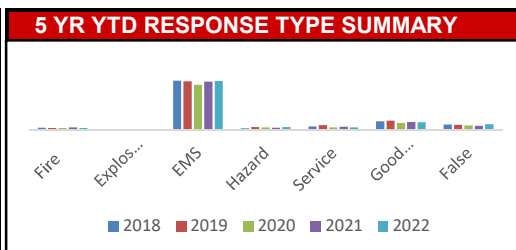


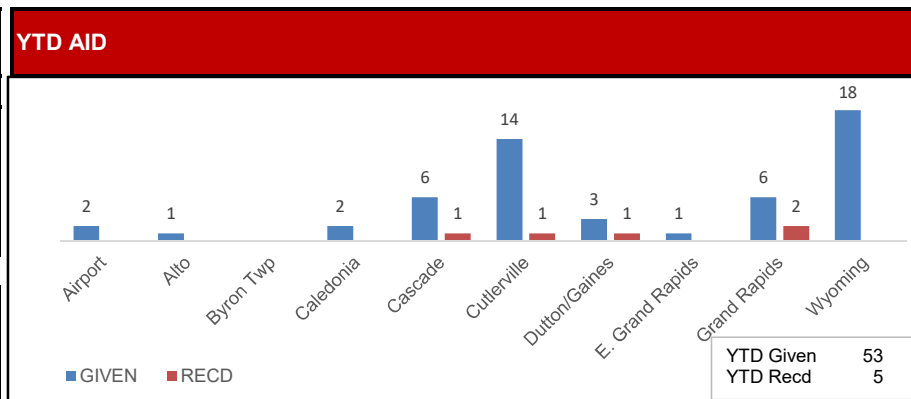
SUMMARY				
NFIRS INCIDENT TYPE SERIES	APR 2022	2022 YTD	2021 YTD	YTD CHANGE
Fire	9	39	55	-29.09%
Explosion, Excessive Heat	0	0	0	
EMS	270	1099	1085	1.29%
Hazardous Condition, Standby	11	61	48	27.08%
Service	13	52	66	-21.21%
Good Intent	32	172	174	-1.15%
False	31	127	93	36.56%
Other	0	0	1	
TOTAL	366	1550	1522	1.84%



APRIL FIRES	
Building	Christie, Woodfield East
Cooking	Lake Eastbrook
Vehicle	Wingate
Other	E. Beltline
Trash	Drummond, Maplelawn
Brush	28th, Kalamazoo



APRIL AID BY DEPARTMENT (Multiple departments may respond to single incident)				
DEPARTMENT	Given	Reason	Received	Reason
Airport				
E. Grand Rapids	1	Assist (fill air bottles)		
Caledonia				
Cascade				
Cutlerville	2	Bldg, Cancelled (bldg)		
Dutton	1	Cancelled (bldg)	1	False
Alto	1	Trench Rescue		
Grand Rapids			1	Dryer
Wyoming	2	Motor vehicle accident, cancelled (water rescue)		



APRIL REASON FOR EMS CALL (excluding Unknown, NA)							
Abdominal Pain	7	Chest Pain	18	Headache	4	Psych Prob/Suicide Attempt	9
Allergies	3	Choking	3	Heart Problems	4	Sick	11
Animal Bite		CO/Hazmat	1	Heat/Cold Exposure		Stab/Gunshot	2
Assault	2	Seizures	18	Hemorrhage/Laceration	2	Stroke/CVA	5
Back Pain	3	Diabetic Problem	6	Industrial Accident	1	Traffic Accident	19
Breathing Problem	44	Drowning	1	Medical Alarm	1	Traumatic Injury	4
Burns	2	Eye Problem		Overdose/Ingestion	5	Unconscious/Fainting	15
Cardiac Arrest/Death	2	Falls	47	Pregnancy/Childbirth		Well Person Check	

NARCAN USE		APR 2022	2022 YTD	2021 YTD	YTD CHANGE
Times Administered		1	4	8	-50.00%

CASUALTIES			
	APR 2022	2022 YTD	2021 YTD
Fire Service Injuries	0	0	3
Civilian Injuries	0	2	5
Fire Service Deaths	0	0	0
Civilian Deaths	0	0	0

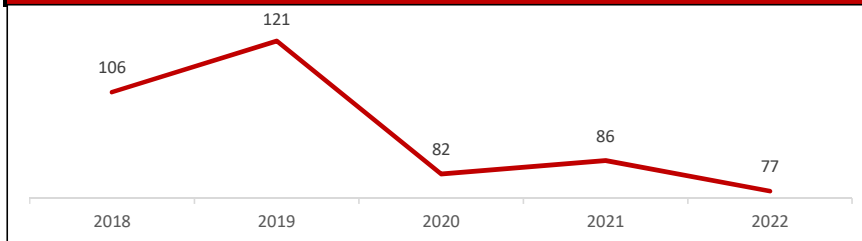
FIRE PREVENTION BUREAU

ACTIVITIES	APR 2022	2022 YTD	2021 YTD	YTD CHANGE
Construction Plan Review	18	77	86	-10.47%
New Construction	2	6	11	
Remodel	9	36	28	
Sprinkler	4	12	18	
Site Plan	1	8	13	
Fire Alarm	2	14	13	
Demolition	0	1	0	
Addition	0	0	3	
Annual Business Inspections	167	576	87	
Annual Initial	105	332	78	
Reinspections	62	244	9	
Enforcement	0	0	0	
Self Inspections Returned	0	0	5	
Pre-Occupancy Inspections	0	0	0	
Certificate of Occupancy Insp.	4	9	15	
Not Ready	1	2	0	
Walk Through	0	1	7	
Tent Inspections	0	0	0	
Protection/Detection Systems	10	35	23	
Complaint Investigation	1	1	0	
Vacant/Closed Businesses	0	10	4	
Investigations	3	4	17	
Smoke Detector Installations	15	163	111	46.85%
CO Alarm Installations	6	39	21	85.71%

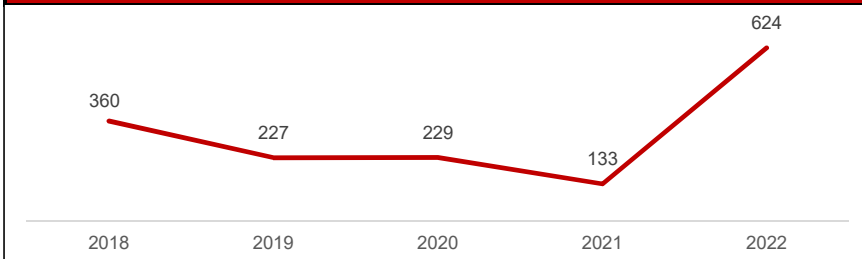
CHEMICAL INVENTORY SURVEYS

SURVEYS RETURNED	APR 2022	2022 YTD	2021 YTD	YTD CHANGE
Surveys returned	14	1124	986	14.00%

5 YR YTD TOTAL CONSTRUCTION PLAN REVIEWS



5 YR YTD TOTAL INSPECTIONS



PICTURE(S) OF THE MONTH

Following an accident on 28th St. a vehicle struck and entered an occupied restaurant.

Fortunately, there were no serious injuries.



April 14, 2022