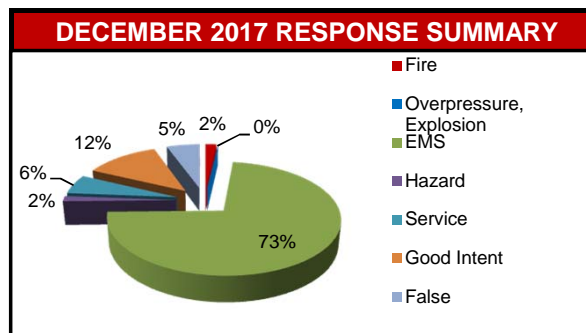
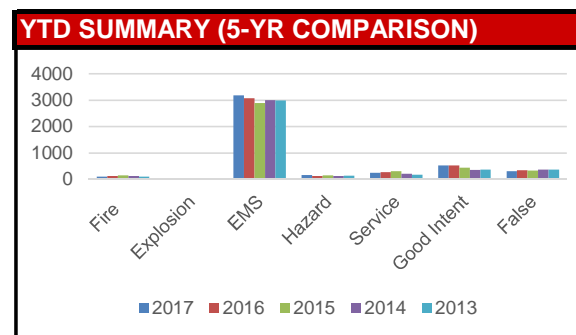


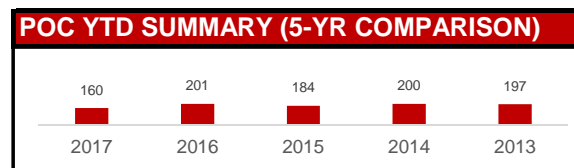
RESPONSE SUMMARY				
NFIRS INCIDENT TYPE SERIES	DEC 2017	2017 YTD	2016 YTD	YTD CHANGE
Fire	7	112	134	-16.42%
Explosion, Excessive Heat	0	3	4	
EMS	276	3190	3074	3.77%
Hazard	6	169	136	24.26%
Service	22	258	279	-7.53%
Good Intent	47	530	528	0.38%
False	21	313	345	-9.28%
Other (complaint)	1	7	19	
TOTAL	380	4582	4519	1.39%



DECEMBER FIRES	
Building	29th, Merrimont Ct., 28th, 29th
Cooking	Woodfield Pl.,
Vehicle	Woodland Creek, 32nd



POC RESPONSE SUMMARY				
	DEC 2017	2017 YTD	2016 YTD	YTD CHANGE
Toned Out Calls	14	160	201	-20.40%



NARCAN (NALOXONE) USE		
	DEC 2017	2017 YTD
Times Administered	6	33

DECEMBER AID BY DEPARTMENT
(Multiple departments may respond to single incident)

DEPARTMENT	Given	Received
Airport		
Byron Twp.		
Caledonia		
Cascade	1	1
Cutlerville	3	2
Dutton/Gaines		1
Grand Rapids	2	2
Grand Rapids Twp.		
Grandville		
Wyoming	4	

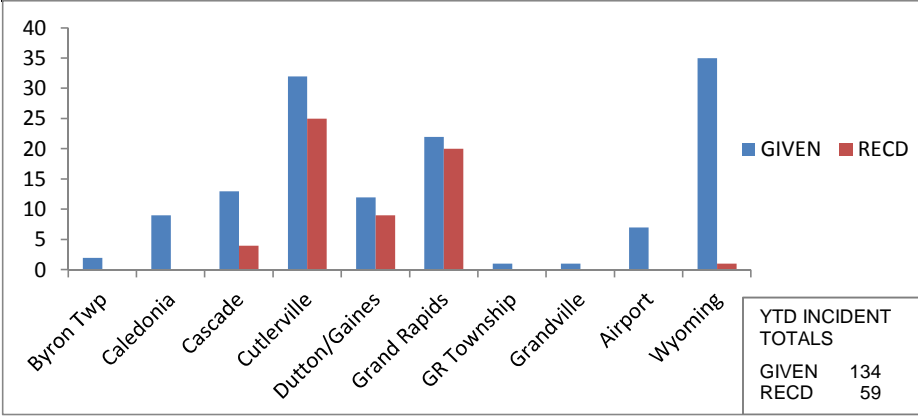
CASUALTIES

	DEC 2017	2017 YTD	2016 YTD
Fire Service Injuries	0	1	1
Civilian Injuries	0	1	1
Fire Service Deaths	0	0	0
Civilian Deaths	0	0	0

FIRE PREVENTION BUREAU

ACTIVITIES	DEC 2017	2017 YTD	2016 YTD	YTD CHANGE
Construction Plan Review	28	328	297	10.44%
New Construction	0	13	22	
Remodel	15	136	115	
Sprinkler	5	70	81	
Site Plan	5	42	30	
Fire Alarm	3	67	49	
Annual Business Inspections	117	1486	1524	-2.49%
Annual Initial	75	1012	959	
Reinspections	41	471	564	
Occupancy Capacity Checks	0	170	288	-40.97%
Pre-Occupancy Inspections	0	0	2	
Certificate of Occupancy Insp.	2	44	47	-6.38%
Not Ready	0	3	8	
Walk Through	1	21	21	0.00%
Tent Inspections	0	2	8	
Protection/Detection Systems	8	57	52	9.62%
Complaint Investigation	0	18	17	5.88%
Vacant/Closed Businesses	7	79	250	-68.40%
Investigations	0	12	21	-42.86%
Smoke Detector Installations	0	247	322	-23.29%
CO Alarm Installations	0	28		

YTD AID



PICTURE OF THE MONTH



Dryer Fire, Merrimont Ct.