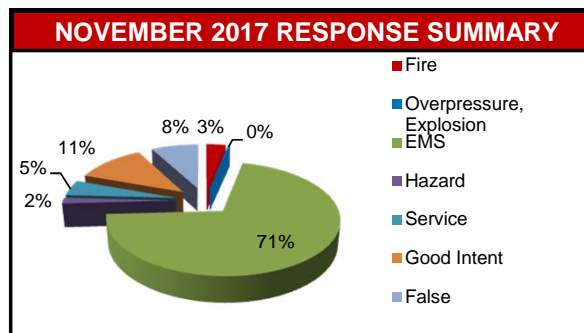
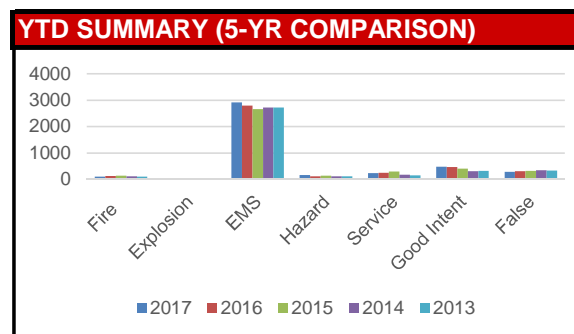


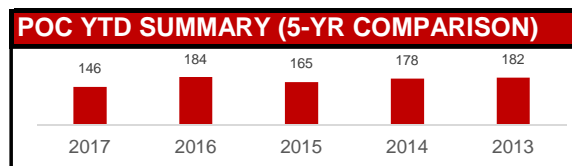
RESPONSE SUMMARY				
NFIRS INCIDENT TYPE SERIES	NOV 2017	2017 YTD	2016 YTD	YTD CHANGE
Fire	11	105	126	-16.67%
Explosion, Excessive Heat	1	3	4	
EMS	243	2914	2797	4.18%
Hazard	6	163	115	41.74%
Service	16	236	253	-6.72%
Good Intent	40	483	476	1.47%
False	27	292	316	-7.59%
Other (complaint-grill on apt. deck)	0	6	18	
TOTAL	344	4202	4105	2.36%



NOVEMBER FIRES	
Building	Rawlings, N. Breton Ct., Summerfield
Cooking	Woodbridge, Walnut Hills, Potter
Vehicle	56th
Trash	Broadmoor, 44th/Eastern
Incinerator	36th
Fuel Burner	Kalamazoo



POC RESPONSE SUMMARY				
	NOV 2017	2017 YTD	2016 YTD	YTD CHANGE
Toned Out Calls	17	146	184	-20.65%

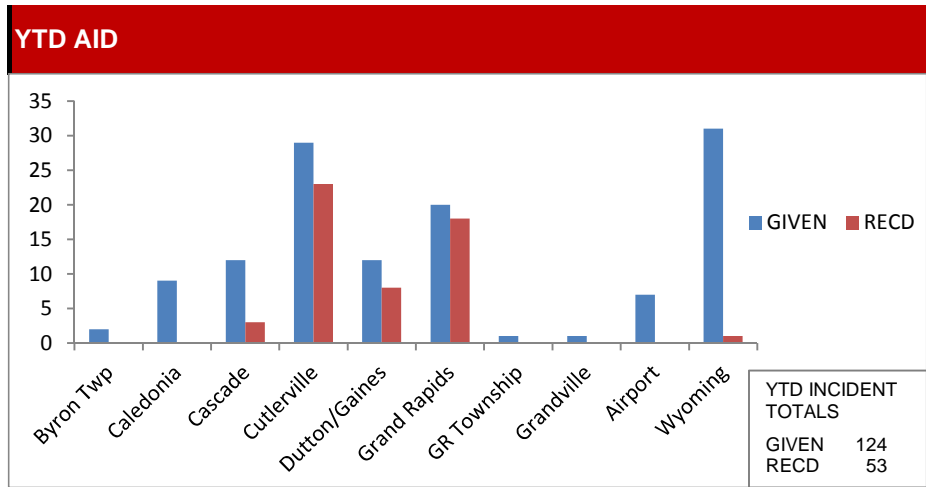


NARCAN (NALOXONE) USE		
	NOV 2017	2017 YTD
Times Administered	2	29

NOVEMBER AID BY DEPARTMENT (Multiple departments may respond to single incident)		
DEPARTMENT	Given	Received
Airport		
Byron Twp.		
Caledonia		
Cascade	1	
Cutlerville	4	3
Dutton/Gaines		
Grand Rapids		3
Grand Rapids Twp.		
Grandville		
Wyoming	2	

CASUALTIES			
	NOV 2017	2017 YTD	2016 YTD
Fire Service Injuries	0	1	1
Civilian Injuries	0	1	1
Fire Service Deaths	0	0	0
Civilian Deaths	0	0	0

FIRE PREVENTION BUREAU				
ACTIVITIES	NOV 2017	2017 YTD	2016 YTD	YTD CHANGE
Construction Plan Review	35	300	272	10.29%
New Construction	0	13	19	
Remodel	4	121	107	
Sprinkler	8	65	74	
Site Plan	5	37	28	
Fire Alarm	18	64	44	
Annual Business Inspections	126	1369	1416	-3.32%
Annual Initial	96	937	894	
Reinspections	30	430	521	
Occupancy Capacity Checks	0	170	259	-34.36%
Pre-Occupancy Inspections	0	0	2	
Certificate of Occupancy Insp.	1	42	40	5.00%
Not Ready	0	3	8	
Walk Through	2	20	20	0.00%
Tent Inspections	0	2	8	
Protection/Detection Systems	3	49	48	2.08%
Complaint Investigation	0	18	17	5.88%
Vacant/Closed Businesses	6	72	233	-69.10%
Investigations	0	12	21	-42.86%
Smoke Detector Installations	15	247	322	-23.29%
CO Alarm Installations	0	28		



Checking for fire in attic, Lamplight Lane