



**LUNA COUNTY SOCIAL HOST ORDINANCE
ORDINANCE NUMBER 95**

THE COUNTY OF LUNA, STATE OF NEW MEXICO DOES ORDAIN AS FOLLOWS:

The County of Luna finds and declares that:

I. Findings

- (a) Minors often obtain, possess, or consume alcoholic beverages at underage or unruly gatherings held at private residences or at rented residential and commercial premises under the control of a person who knows or should know of such conduct but fails to stop it.
- (b) Underage consumption of alcoholic beverages poses an immediate threat to the public health, safety and welfare in that it increases alcohol abuse by minors, physical altercations, violent crimes including rape and other sexual offenses, accidental injury, neighborhood vandalism, and excessive noise disturbance, all of which may require intervention by local law enforcement. Underage or unruly gatherings with large numbers of underage drinkers and inadequate or no adult supervision are particularly high risk settings for these adverse consequences.
- (c) The New Mexico Department of Health conducts a Youth Risk and Resiliency Survey every two years in middle and high schools across the state, including Deming Public Schools. The survey asks students to report on a variety of behavior indicators, including underage alcohol consumption. In 2013, the most recent year for which data is available, youth in Luna County surpassed the state averages in most indicators measuring alcohol consumption, including the most dangerous categories of binge drinking (four or more drinks for a female in one session and five or more drinks for a male in one session) and extreme binge drinking (10 or more drinks in a session). Thirty percent (30%) of high school students reported binge drinking. See Attachment A and Attachment B for study methodology and full breakdown of alcohol-related statistics from middle and high school students in Deming Public Schools.
- (d) Eighty percent of the high school students who admitted to drinking alcohol indicated they had consumed it in a social setting; either at their own home or another person's home. See Attachment B, pg. 38.
- (e) Owners of private property who have been notified in writing in accordance with this Ordinance that their tenants are hosting or otherwise permitting underage or unruly gatherings where alcoholic beverages are served to or consumed by underage persons have a responsibility to ensure that such activities do not recur on their property. The failure to take action after such notice causes serious disruption to the quiet enjoyment of neighboring residents and impacts to the health and wellbeing of underage persons and the community at large.

- (f) Law enforcement responses to disturbances involving underage consumption of alcoholic beverages at underage or unruly gatherings frequently require the use of extensive resources. Further, when law enforcement personnel respond to disturbances at underage or unruly gatherings it limits their ability to respond to other service calls in the community, thereby placing the community at increased risk. Law enforcement is not currently reimbursed for their expenses when called to an underage or unruly gathering. Providing law enforcement the authority to direct the host to disperse the gathering and to cite the responsible persons will ease the burden on law enforcement personnel to control and deter such gatherings.
- (g) Law enforcement, fire, and other emergency response services personnel are required to respond, sometimes on multiple occasions, to underage or unruly gatherings at private residences and other private property at which alcoholic beverages are served to or consumed by underage persons, and responses to such gatherings result in a disproportionate expenditure of public safety resources of the County of Luna, which are underwritten by gross receipts and property taxes paid to the County of Luna by its taxpayers and residents and delaying police responses to regular and emergency calls to the rest of the County of Luna.
- (h) In 2013, underage drinking cost the state of New Mexico approximately \$478 million in costs related to youth violence, youth traffic crashes, high-risk sex, youth injury and other factors. See Attachment C for fact sheet and sources.
- (i) The prohibitions found in this chapter are reasonable and expected to deter minors from obtaining, possessing, and consuming alcoholic beverages by holding responsible persons who encourage, are aware of, or should be aware of, the illegal conduct yet fail to prevent it.
- (j) For these reasons, the County of Luna declares that underage drinking or unruly gatherings at private residences or other private property are a threat to the public peace, health, safety, and general welfare, and a public nuisance.

II. Purposes

The purposes of this chapter are:

- (a) To protect the public health, safety, general welfare and quiet enjoyment of residential property; and
- (b) To facilitate the enforcement of laws prohibiting the service of alcoholic beverages to underage persons and the consumption or possession of alcoholic beverages by underage persons.

III. Definitions

The terms used in this chapter have the meaning expressly provided herein.

- (a) An “**alcoholic beverage**” includes any liquid or solid material intended to be ingested by a person which contains ethanol, also known as ethyl alcohol, drinking alcohol, or alcohol, including, but not limited to, alcoholic beverages as defined in New Mexico

Statutes Annotated 60-3A-3, intoxicating liquor, malt beverage, beer, wine, spirits, liqueur, whiskey, rum, vodka, cordials, gin, and brandy, and any mixture containing one or more alcoholic beverages. Alcoholic beverage includes a mixture of one or more alcoholic beverages whether found or ingested separately or as a mixture.

- (b) A “**controlled substance**” is a drug or substance the possession and use of which is regulated under the federal controlled substances act. Such term does not include any drug or substance for which the individual found to have consumed such substance has a valid prescription issued by a licensed medical practitioner authorized to issue such a prescription.
- (c) A “**legal guardian**” is a person who is lawfully vested with the power and charged with the duty of taking care of a minor.
- (d) A “**minor**” or “**underage person**” is any person under the age of twenty-one (21) years.
- (e) A “**parent**” includes any person who is a natural parent, an adoptive parent, a foster parent, or a step-parent.
- (f) A “**private residence or other private property**” means a home, yard, apartment, condominium, hotel or motel room, or other dwelling unit, or a hall or meeting room, whether occupied on a temporary or permanent basis, whether occupied as a dwelling, party or other social function, and whether owned, leased, rented, or used with or without compensation, including contiguous properties, and/or any buildings, structures or other improvements situated thereon or affixed thereto.
- (g) A “**property owner**” means the owner of a private residence or other private property as determined by the records of the Luna County Assessor’s Office.
- (h) “**Response costs**” means the costs associated with responses by law enforcement, fire and other emergency response providers to loud or unruly gatherings including, but not limited to:
 - i. Salaries and benefits of law enforcement, fire or other emergency response personnel for the amount of time spent responding to, remaining at, or otherwise dealing with loud or unruly gatherings, and the administrative costs attributable to such response(s);
 - ii. The cost of any medical treatment to or for any law enforcement, fire or other emergency response personnel injured responding to, remaining at or leaving the scene of a loud or unruly gathering;
 - iii. The cost of repairing any County of Luna equipment or property damaged, and the cost of the use of any such equipment, in responding to, remaining at or leaving the scene of a loud or unruly gathering.
- (i) A “**responsible person**” means a person or persons with a right of possession in the private residence or other private property on which an underage or unruly gathering is conducted, including, but is not limited to:
 - i. The person who owns, rents, leases or otherwise has control of the premises where the gathering occurs;
 - ii. A tenant or lessee of the residence or other private property;
 - iii. Any other person in charge of the private residence or other private property; and

- iv. The person who organizes or supervises or conducts the event or any other person(s) accepting responsibility for such a gathering; and,
- v. A property owner that has been sent three (3) notifications within a twelve (12) month period of citations for underage drinking or unruly gatherings having been issued on property owned by a property owner.
- (j) An “**underage gathering**” means a party or gathering of two or more persons at a private residence or other private property at which alcoholic beverages are being furnished to, consumed by, or in possession of any underage person.
- (k) An “**unruly gathering**” means a party or gathering of two or more persons at a private residence or other private property where conduct is occurring that constitutes a substantial disturbance of the quiet enjoyment of private or public property as determined by law enforcement. Such conduct includes but is not limited to:
 - i. Excessive noise;
 - ii. Excessive traffic that is an impediment to the normal amount of pedestrian and vehicle traffic;
 - iii. Use of a controlled substance by any person at the gathering;
 - iv. Obstruction of public streets and/or the presence of unruly crowds that have spilled into public streets;
 - v. Public drunkenness or unlawful consumption, possession, or furnishing of alcohol or alcoholic beverages;
 - vi. Assaults, batteries, fights, domestic violence or other disturbances of the peace;
 - vii. Vandalism;
 - viii. Litter, or
 - ix. Any other conduct which constitutes a threat to the public health, safety, quiet enjoyment of residential property or the general welfare.

IV. Responsibility for Proper Property Ownership

Every owner, occupant, lessee or holder of any possessory interest of a private residence or other private property within the County of Luna is required to maintain, manage and supervise the property and all persons thereon in a manner so as not to violate the provisions of this Ordinance.

V. Prohibited Acts

- (a) It is unlawful for any responsible person to host, conduct, aid, allow, permit, or condone an underage gathering or unruly gathering at any private residence or other private property.
- (b) A responsible person who hosts an event or gathering as described in Section V (a) above does not have to be present at the event or gathering to be held responsible for civil penalties and/or response costs.
- (c) Exceptions.

LUNA COUNTY-NM
 ANDREA RODRIGUEZ, CLERK
 201504183
 4 of 211
 12/18/2015 04:33:56 PM
 BY MARIA

- i. This ordinance does not apply to conduct solely between an underage person and his or her parents while present in a private residence or other private property.

VI. Penalties

Responsible persons shall be fined as follows:

- (a) First violation: citation with an administrative penalty of \$250 fine.
- (b) A second violation within a twelve (12) month period: citation with an administrative penalty of \$500 fine.
- (c) A third or subsequent violation within a twelve (12) month period: citation with an administrative penalty of \$1,000 fine.
- (d) If the person responsible for the event is underage the parents or legal guardians of the person may be jointly and severally liable for the civil penalties pursuant to this Ordinance. A parent or legal guardian shall not be liable for the fine amount for a first violation if the parent can demonstrate he or she did not have prior knowledge of the underage gathering or unruly gathering. In the event the parent or legal guardian learns of the underage or unruly gathering while such gathering is occurring, the parent or legal guardian must additionally demonstrate that he or she contacted law enforcement immediately upon learning of the underage or unruly gathering, and took steps to stop the underage gathering or unruly gathering. All other responsible persons shall remain liable for this fine.
- (e) In the event a tenant is the responsible person, upon the third notification to the property owner of underage and/or unruly gatherings on the property within a twelve (12) month period, the property owner shall be fined as set forth above in subsections a, b and c. Notwithstanding the foregoing, an owner shall not be fined if he or she can demonstrate that he or she has taken or is in the process of taking all action legally required to remove the tenant from the property.
- (f) The fines set forth in this Paragraph may be appealed pursuant to Section X. The payment of any such fines shall be stayed upon any timely appeal.

VII. Dedication of Funds

- (a) All revenue collected from penalties for violation of this Ordinance shall be deposited in an account dedicated to funding activities associated with this Ordinance.
 - i. Funding shall be placed toward enforcement and administration through the Luna County Sheriff's Office.

VIII. Enforcement

- (a) This ordinance can be enforced by any commissioned law enforcement officer in the County of Luna.
- (b) Issuance of written citation. When a law enforcement officer makes an initial response to an underage gathering or unruly gathering at a residence or other

private property within the County of Luna, the officer may issue a citation for violation of this Ordinance to all identified responsible persons.

- (c) Subsequent delivery of citations. If the responsible person present at the time of the violation is underage then the officer may subsequently return to the residence or other private property and issue a citation to a then-present responsible person(s) and warning to the property owner.
- (d) Notification of property owner. If the resident of the private property is a renter, then within thirty (30) calendar days of initial citation of the renter for violation of this ordinance, a copy of the written warning shall be transmitted to the property owner of record. If the renter of said rental property violates this ordinance three (3) times or more within a twelve (12) month period and written notification has been provided the property owner, the property owner shall be subject to fines following the fine schedule. It is the responsibility of property owners to ensure their tenants are not reoccurring hazards to public safety.

IX. Recovery of Response Costs.

When a law enforcement officer issues a second or subsequent citation within twelve (12) months of an earlier citation given to responsible person(s) at the same residence or private property, all responsible persons who received a previous warning may be held jointly and severally liable for the County of Luna's response costs concerning such second or subsequent underage gathering or unruly gathering. Only those who were responsible person(s) at both the first and subsequent underage gathering or unruly gathering shall be subject to response costs. In the event the responsible person is a tenant, the property owner shall not be responsible for response costs until after the property owner or landlord has received three written notifications that the tenant at issue has been cited in accordance with this Ordinance. Response costs shall be included with the fine set forth in Section VI.

X. Appeals and Hearings

- (a) Any person upon whom a fine is imposed pursuant to Paragraph VI or recovery cost pursuant to Paragraph IX shall have the right to appeal the imposition of such fine or response cost pursuant to the procedures established by this code for appealing.
- (b) Upon receipt of a notice of a fine or recovery cost, the person may request a hearing before the hearing officer to show cause as to why the person should not be liable for the violation of this ordinance. Such requests must be filed in writing with the County Manager within ten calendar days of the date of written notice of the fine or response cost. The person shall be given written notice by personal delivery or certified or registered mail of the hearing at least ten calendar days before the hearing.
- (c) All hearings shall be open to the public and shall be held only after notice is given to the person appealing the fine.
- (d) Conduct of hearing.
 - i. The hearing shall be conducted by the hearing officer.

LUNA COUNTY-NM
ANDREA RODRIGUEZ, CLERK
201504183
6 of 211
12/18/2015 04:33:56 PM
BY MARIA

- ii. The hearing officer shall be appointed by the County Manager.
 - iii. Formal rules of evidence shall not apply to the conduct of the hearing.
 - iv. Cross-questioning is neither prohibited nor encouraged. The hearing officer has full discretion whether to allow it.
 - v. The hearing officer may hear testimony from any witness.
 - vi. After calling the meeting to order, the hearing officer shall outline the procedure to be followed in the conduct of the hearing.
 - vii. The hearing may be recessed or adjourned to another time and/or place upon the discretion of the hearing officer.
- (e) The decision of the hearing officer may be appealed to the district court.

XI. No Mandatory Duty of Care

This Ordinance is not intended to impose, and shall not be construed or given effect in a manner that imposes upon the County of Luna, or any officer, employee, agent, or representative of the County of Luna, a mandatory duty of care toward persons or property within or without the County of Luna limits, so as to provide a basis of civil liability for damages, except as may otherwise be imposed by law. Furthermore, this Ordinance is not intended to impose, and shall not be construed or given effect in a manner that imposes upon any property owner a duty of care to prevent harm to tenants or to tenants' third-party visitors that should arise out of tenant or tenants' third-party visitors' illegal acts.

XII. Severability.

If any section, paragraph, subsection, sentence, clause, or phrase of this ordinance is for any reason held to be unconstitutional and invalid, such decision shall not affect the validity of the remaining portion of this ordinance. The County of Luna hereby declares that it would have passed this ordinance and every section, paragraph, subsection, sentence, clause or phrase thereof, irrespective of the fact any one or more sections, paragraphs, subsections, sentences, clauses or phrases be declared unconstitutional.



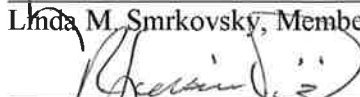
APPROVED THIS 10TH DAY OF DECEMBER, 2015

ATTEST:

 Andrea Rodriguez, County Clerk



LUNA COUNTY


 Joe L. Milo, Jr, Chairman

 Linda M. Smrkovsky, Member

 R. Javier Diaz, Member



New Mexico Youth Risk and Resiliency Survey (YRRS)
High School Survey Results
Luna County
Grades 9-12, 2013

LUNA COUNTY-NM
ANDREA RODRIGUEZ, CLERK
201504183
8 of 211
12/10/2015 04:33:56 PM
BY MARIA

New Mexico Department of Health
New Mexico Public Education Department
UNM Prevention Research Center



ACKNOWLEDGEMENTS

This report is a product of the NM Youth Risk and Resiliency Survey (YRRS), a project that characterizes risk behaviors and resiliency/protective factors among New Mexico youth. The YRRS is a joint project of the New Mexico Department of Health (NMDOH) and the New Mexico Public Education Department (PED), with support and technical assistance from the University of New Mexico Prevention Research Center (UNM PRC); the Office of Substance Abuse Prevention, Behavioral Health Services Division (OSAP-BHSD); the Albuquerque Area Southwest Tribal Epidemiology Center (AASTEC); and the Division of Adolescent and School Health, Centers for Disease Control and Prevention (CDC-DASH). Gratitude is extended to the individuals listed below for their contribution toward developing and producing this report. (Individuals who served on the NM-YRRS 2013 Steering Committee are identified by an asterisk (*).)

NEW MEXICO DEPARTMENT OF HEALTH

Retta Ward, MPH, Cabinet Secretary, New Mexico Department of Health
 Michael Landen, MD, MPH, State Epidemiologist and Director, Epidemiology and Response Division*
 Toby Rosenblatt, Bureau Chief, Injury and Behavioral Epidemiology Bureau
 Lori Zigich, MPH, Survey Section Manager, Injury and Behavioral Epidemiology Bureau*
 Dan Green, MPH, Survey Epidemiologist, Injury and Behavioral Epidemiology Bureau*
 James Padilla, MS, Tobacco Epidemiologist, Tobacco Use Prevention and Control Program*
 James Farmer, MPH, Health Services Manager, Office of School and Adolescent Health*

NEW MEXICO PUBLIC EDUCATION DEPARTMENT

Hanna Skandera, Secretary of Education
 Paul Aguilar, Deputy Secretary, Finance and Operations
 Denise Koscielniak, Director, Federal Programs
 Dean Hopper, Director, Coordinated School Health & Wellness Bureau
 Cris Kimbrough, Deputy Director, Coordinated School Health & Wellness Bureau*
 Gabrielle Abousleman, HIV/STI Prevention Education Coordinator, Coordinated School Health & Wellness Bureau

UNIVERSITY OF NEW MEXICO DIVISION FOR PREVENTION AND POPULATION SCIENCES, HEALTH EVALUATION AND RESEARCH TEAM

Linda J. Peñaloza, PhD, Associate Research Professor*
 Laura Gutman, PhD, Multi-Media Development Specialist
 Courtney FitzGerald, MSSW, LMSW, Associate Scientist II
 Leona Woelk, MA, Associate Scientist II
 José Canaca, MD, Associate Scientist I
 Eric Chrisp, MS, Associate Scientist II

ALBUQUERQUE AREA SOUTHWEST TRIBAL EPIDEMIOLOGY CENTER

Kevin English, RPh, MPH, Director
 Judith Espinoza, MPH, Epidemiologist*
 Ophelia Spencer, Tribal Survey Coordinator

NEW MEXICO HUMAN SERVICES DEPARTMENT, BEHAVIORAL HEALTH SERVICES DIVISION

Karen Cheman, MPH, Prevention Staff Manager, Office of Substance Abuse Prevention *

LUNA COUNTY-NM
 ANDREA RODRIGUEZ, CLERK
 201504183
 10 of 211
 12/10/2015 04:33:56 PM
 BY MARIA

Table of Contents

<u>Topic</u>	<u>Page</u>
Participation in Luna County	7
Risk Behaviors at a Glance	8
Highlights	11
Charts	19
Unintentional Injury	20
Injury: Behaviors Associated with Violence	23
Mental Health	27
Tobacco Use	29
Alcohol Use	34
Drug Use	40
Sexual Behavior	45
Nutrition	51
Physical Activity	54
Body Weight	57
Other Behaviors and Characteristics	59
Resiliency/Protective Factors	61
Relationship Between Selected Risk Behaviors and Resiliency/Protective Factors	65
Appendix A: Questionnaire with Results	81
Appendix B: About this Report	105
Appendix C: Risk Behavior and Resiliency/Protective Factor Definitions	108

For a discussion of statistical significance, see Appendix B: About this Report

LUNA COUNTY-NM
 ANDREA RODRIGUEZ, CLERK
 201504183
 12 of 211
 12/10/2015 04:33:56 PM
 BY MARIA

New Mexico Youth Risk and Resiliency Survey
Participation in Luna County
High School (Grades 9-12)

The response rate for Luna County was 81%.

A high response rate produces survey results that are more representative of the student population. A response rate of at least 60% allows generalization of results to the entire student body. A response rate of 70% is excellent and allows a high degree of confidence in results. Response rates below 60% are considered low, and caution should be exercised in interpreting results. Low response rates indicate that the data may represent only students who participated in the survey and not necessarily the entire student body.

Profile of students surveyed

	<u>Number of students who responded</u>	<u>Percent (%)</u>
<u>Total</u>	213	(100%)
<u>Gender</u>		
Girls	98	(46.9%)
Boys	111	(53.1%)

Race/Ethnicity

(Totals may be more than 100% because respondents were allowed to choose multiple race/ethnicities)

American Indian or Alaska Native	19	(8.9)
Asian	4	(1.9)
Black or African-American	10	(4.7)
Hispanic	170	(79.8)
Native Hawaiian or Pacific Islander	4	(1.9)
White	126	(59.2)

Grade Level

9th	46	(22.5%)
10th	82	(40.2%)
11th	60	(29.4%)
12th	22	(10.8%)
Other:	0	(0.0%)

LUNA COUNTY-NM
ANDREA RODRIGUEZ, CLERK
201504183
14 of 211
12/10/2015 04:33:56 PM
BY MARIA

New Mexico Youth Risk and Resiliency Survey

Risk Behaviors at a Glance

**Luna County
Grades 9-12**

Indicator	Luna County		New Mexico	
Current Drug Use	%	(95% CI)	%	(95% CI)
Marijuana	25.7	(15.9-38.7)	27.8	(24.3-31.5)
Synthetic marijuana	9.2	(5.2-15.7)	8.6	(6.7-11.1)
Painkillers to get high	8.4	(4.3-15.7)	8.5	(7.1-10.1)
Inhalants	7.3	(3.6-14.1)	5.5	(4.5-6.7)
Cocaine	7.3	(2.8-17.8)	5.3	(4.2-6.6)
Ecstasy	5.0	(2.1-11.3)	4.7	(3.9-5.8)
Methamphetamine	5.3	(2.1-12.5)	3.7	(2.8-4.9)
Heroin	4.9	(2.2-10.6)	2.9	(2.1-4.1)
Physical Activity, Body Weight, and Nutrition				
Overweight	10.3	(6.9-15.2)	15.0	(13.3-16.9)
Obese	12.9	(7.5-21.5)	12.6	(10.4-15.2)
Overweight or obese	23.3	(17.2-30.7)	27.6	(23.8-31.8)
Daily physical activity	36.0	(27.3-45.8)	31.1	(28.8-33.6)
Daily PE in school	47.1	(33.7-61.0)	25.1	(18.7-32.8)
TV viewing three or more hours daily	31.4	(24.1-39.8)	26.4	(24.0-29.0)
Computer/video use three or more hours daily	33.3	(25.2-42.4)	35.3	(33.3-37.3)
Ate breakfast daily	34.2	(26.0-43.5)	33.4	(30.5-36.3)
Five servings of fruit or vegetables daily	18.5	(14.9-22.7)	22.5	(20.3-24.8)
Daily soda consumption	23.1	(14.4-35.0)	21.2	(19.1-23.4)
Sexual Behavior				
Sexually Active	26.2	(18.3-36.0)	26.8	(23.9-30.0)
Had sexual intercourse with four or more people	9.8	(5.5-16.9)	11.9	(10.1-14.1)
Had sexual intercourse before age 13	3.1	(1.4-6.6)	5.4	(4.8-6.0)
Used a condom*	59.9	(37.2-78.9)	57.2	(54.0-60.3)
Used reliable birth control method*	12.9	(4.2-33.1)	27.5	(22.1-33.6)
Used both a condom and reliable birth control*	9.8	(2.2-33.8)	10.0	(7.8-12.8)

* Among sexually active students (those who had sexual intercourse within the past three months)

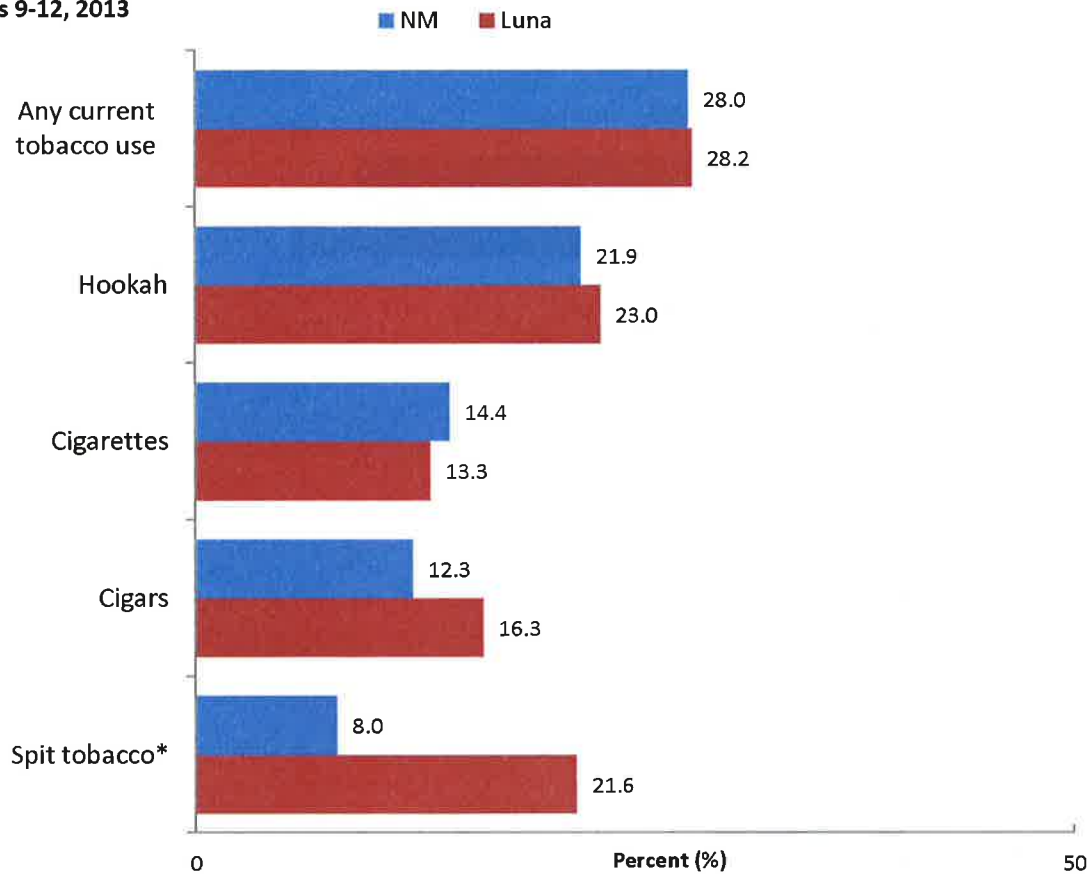
New Mexico Youth Risk and Resiliency Survey (YRRS)
Highlights
Luna County
Grades 9-12, 2013

LUNA COUNTY-NM
ANDREA RODRIGUEZ, CLERK
201504183
18 of 211
12/10/2015 04:33:56 PM
BY MARIA

Tobacco Use

Cigarette smoking among NM high school students has been on the decline since 2003. In 2011, a new question was added to the YRRS about using a hookah, or large water pipe, to smoke tobacco. By 2013, the prevalence of smoking a hookah was substantially higher than that of current cigarette smoking.

Current Tobacco Use NM & Luna County Grades 9-12, 2013



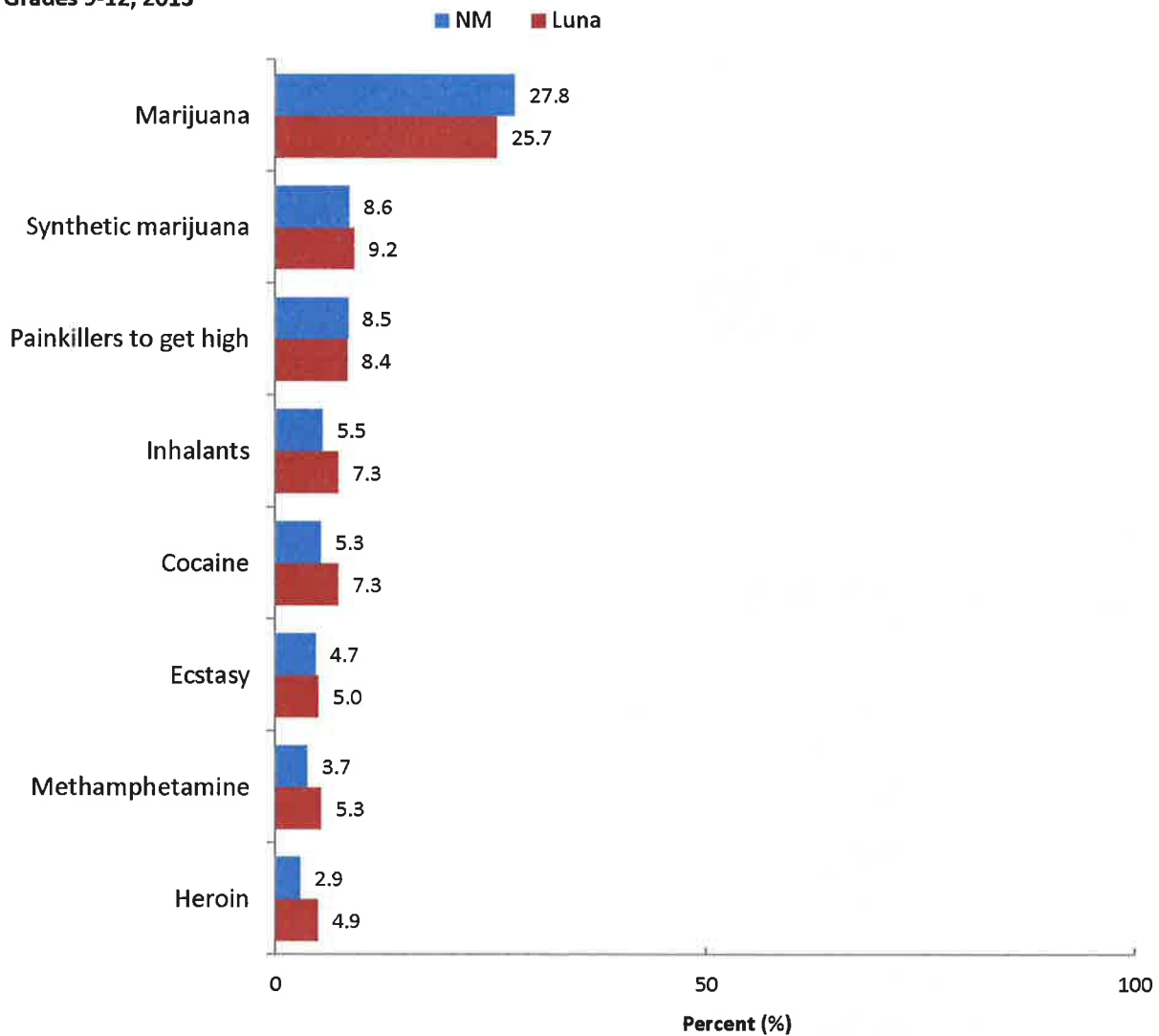
**Statistically significant difference*

LUNA COUNTY-NM
 ANDREA RODRIGUEZ, CLERK
 201504183
 20 of 211
 12/10/2015 04:33:56 PM
 BY MARIA

Drug Use

Current cocaine and methamphetamine use declined among NM high school students from 2003 - 2007, and have since stabilized. There have been no other trends for current drug use in recent years. In 2013, a new questionnaire item about synthetic marijuana was included in the YRRS. Synthetic marijuana had the second highest prevalence of drug use in the past 30 days.

Current Drug Use NM & Luna County Grades 9-12, 2013



No statistically significant difference

LUNA COUNTY-NM
 ANDREA RODRIGUEZ, CLERK
 201504183
 22 of 211
 12/10/2015 04:33:56 PM
 BY MARIA

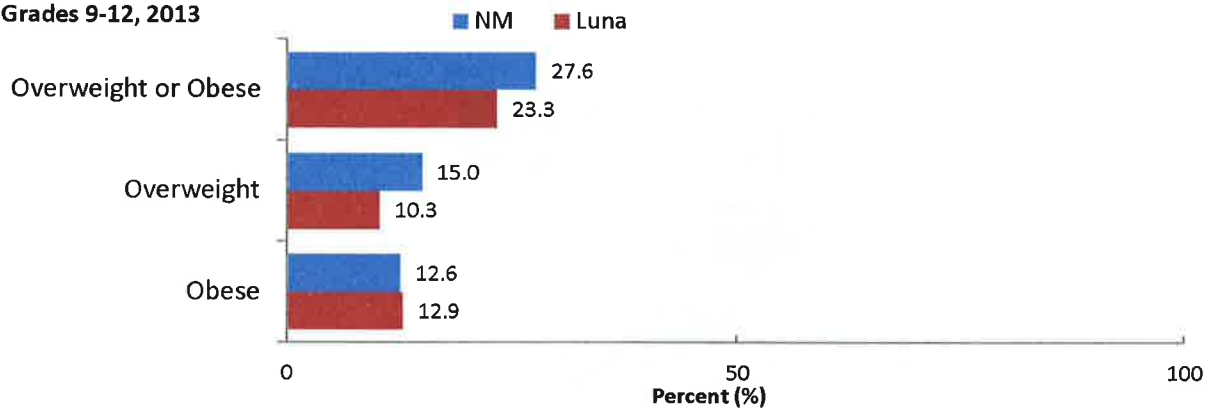
Body Weight, Nutrition, and Physical Activity

Poor nutritional behaviors and a lack of physical activity put young people at risk of becoming overweight or obese. Obese and overweight teens are at risk for many chronic diseases that can cause death or disability. The trend in the obesity among New Mexico teens has leveled off recently, after several years of increasing rates.

Obesity, Overweight, Physical Activity, and Soda Consumption

NM & Luna County

Grades 9-12, 2013

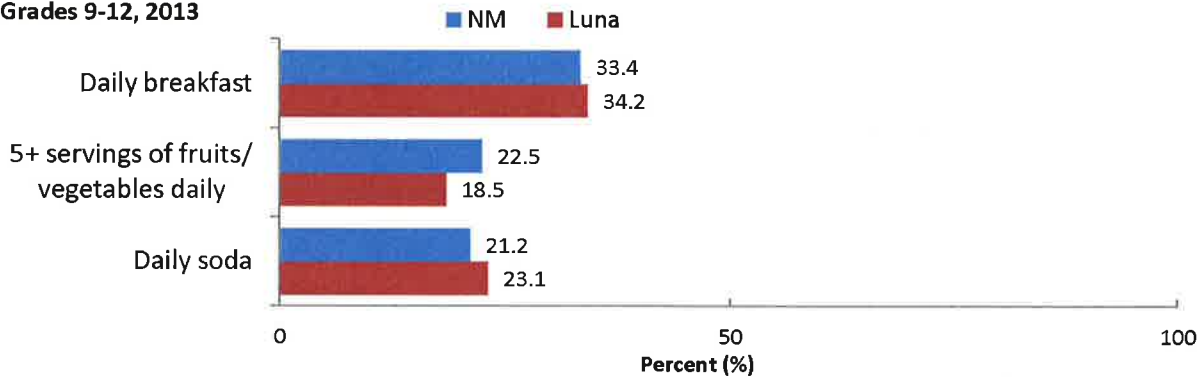


No statistically significant difference

Nutrition

NM & Luna County

Grades 9-12, 2013

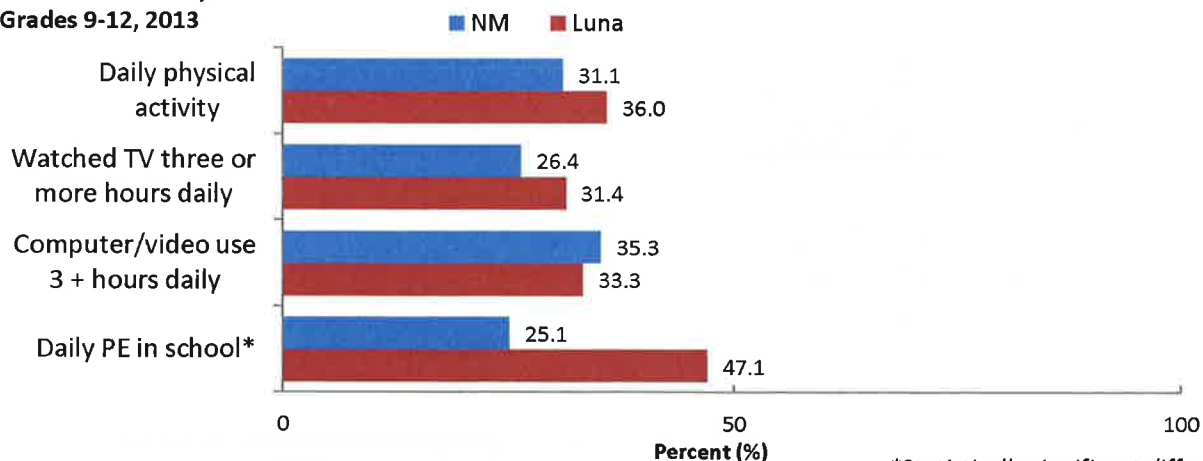


No statistically significant difference

Physical Activity

NM & Luna County

Grades 9-12, 2013



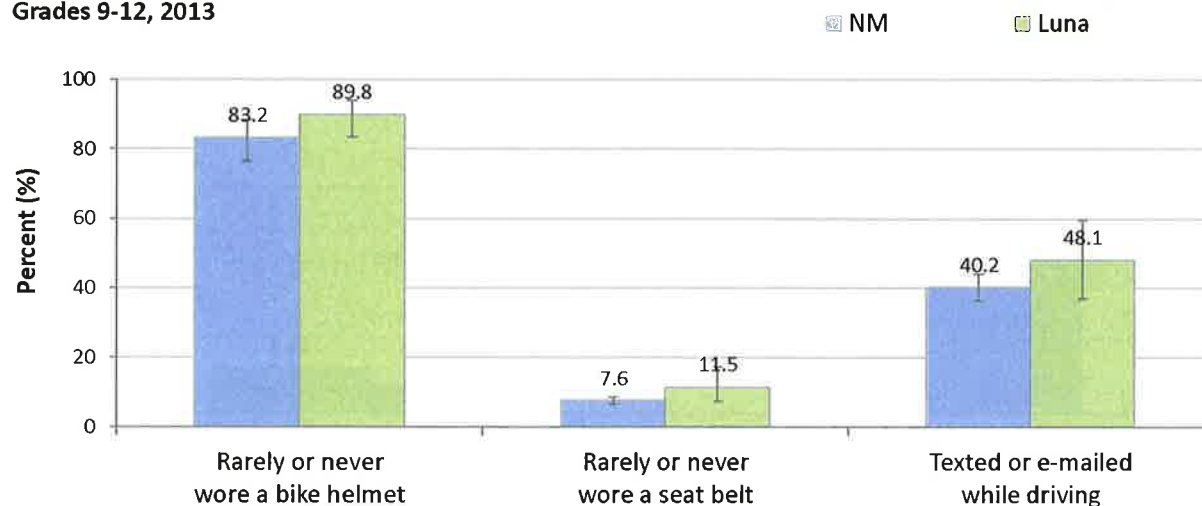
**Statistically significant difference*

Luna County Charts

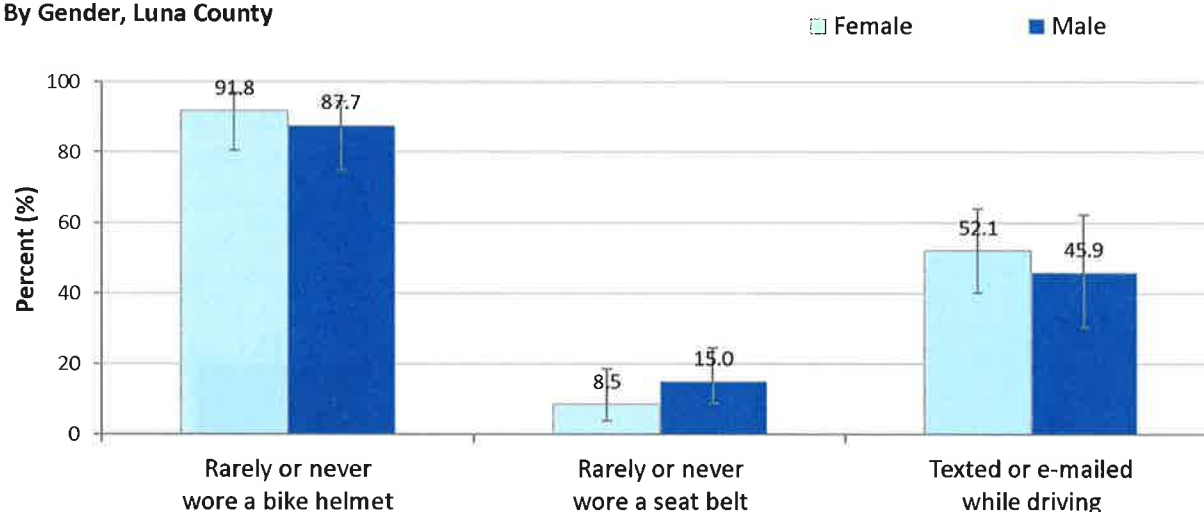
LUNA COUNTY-NM
ANDREA RODRIGUEZ, CLERK
201504183
26 of 211
12/10/2015 04:33:56 PM
BY MARIA

For definitions of risk behaviors, see Appendix C.

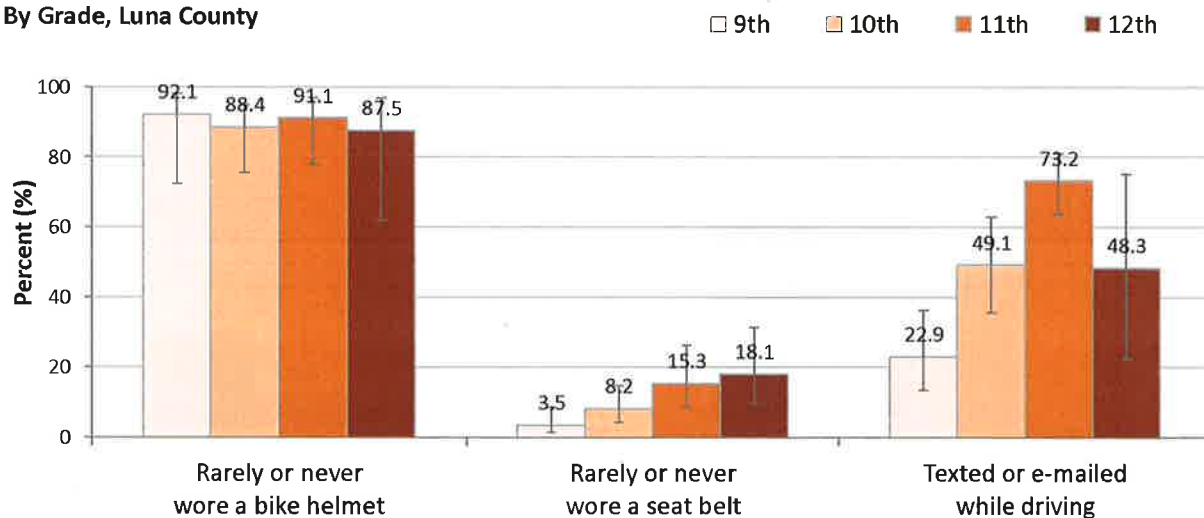
Unintentional Injury
New Mexico and Luna County
Grades 9-12, 2013



By Gender, Luna County

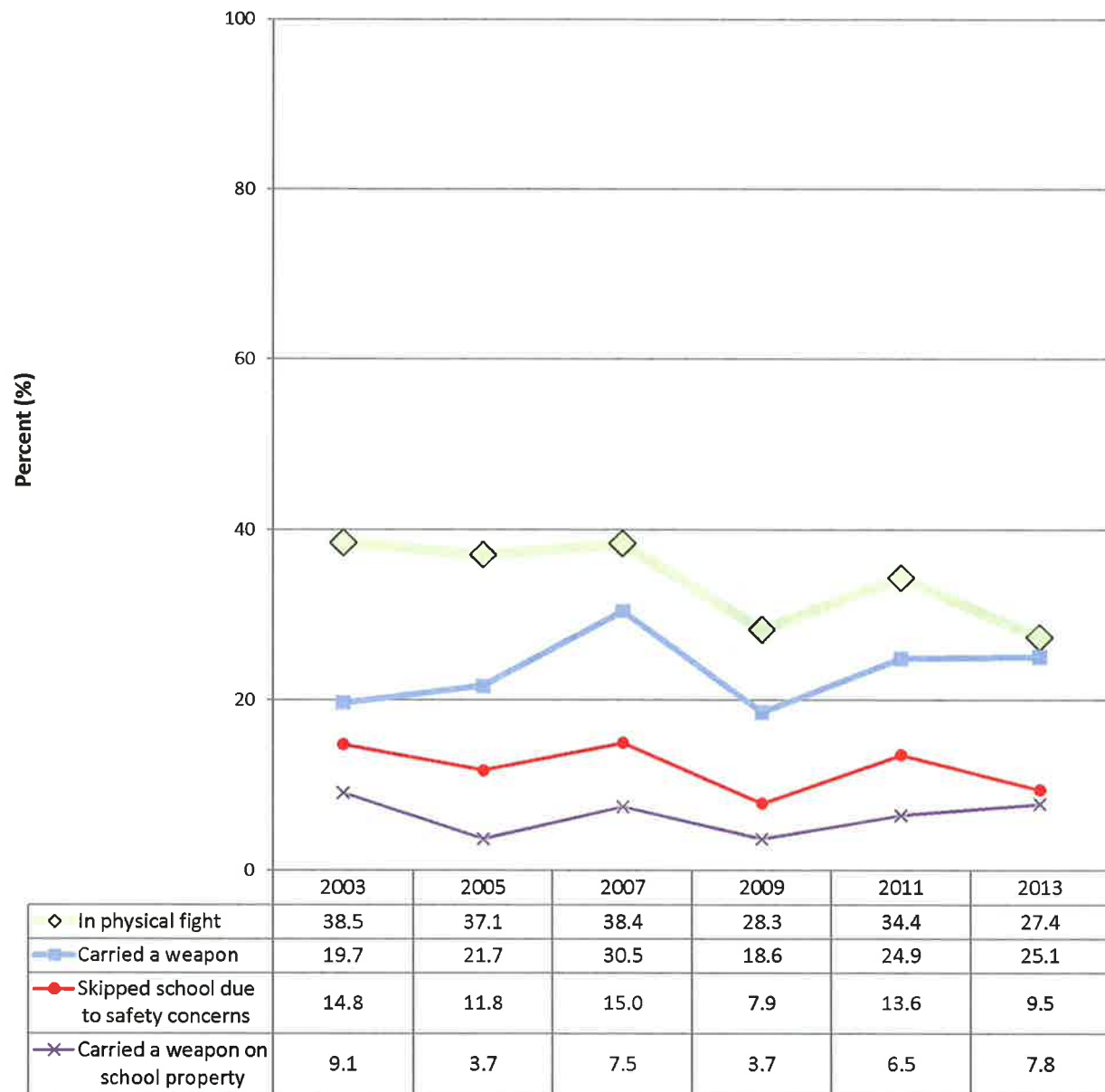


By Grade, Luna County



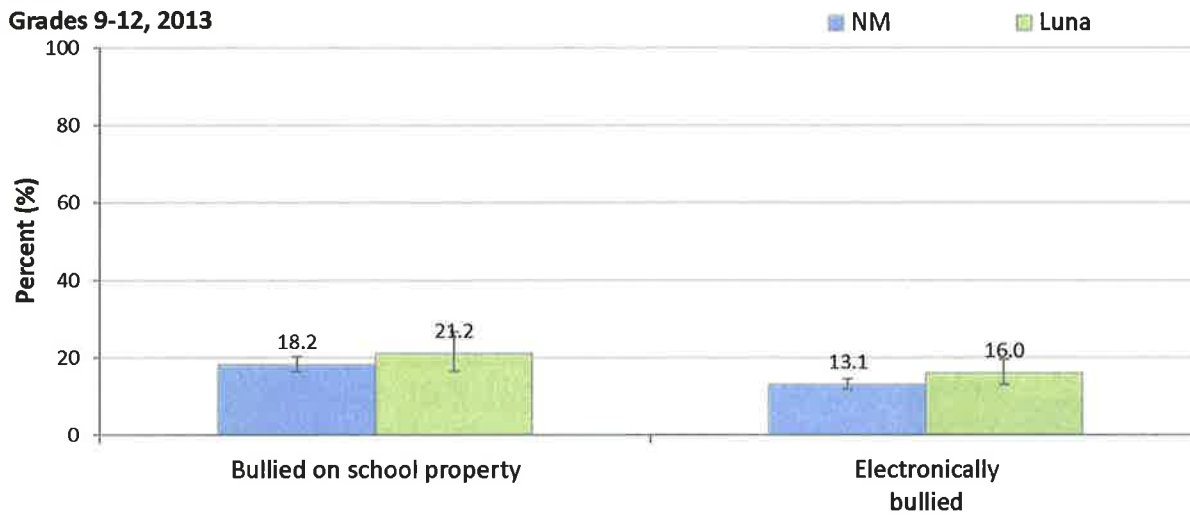
Injury: Behaviors Associated with Violence

Behaviors Associated with Violence by Year, Luna County Grades 9-12, 2001-2013

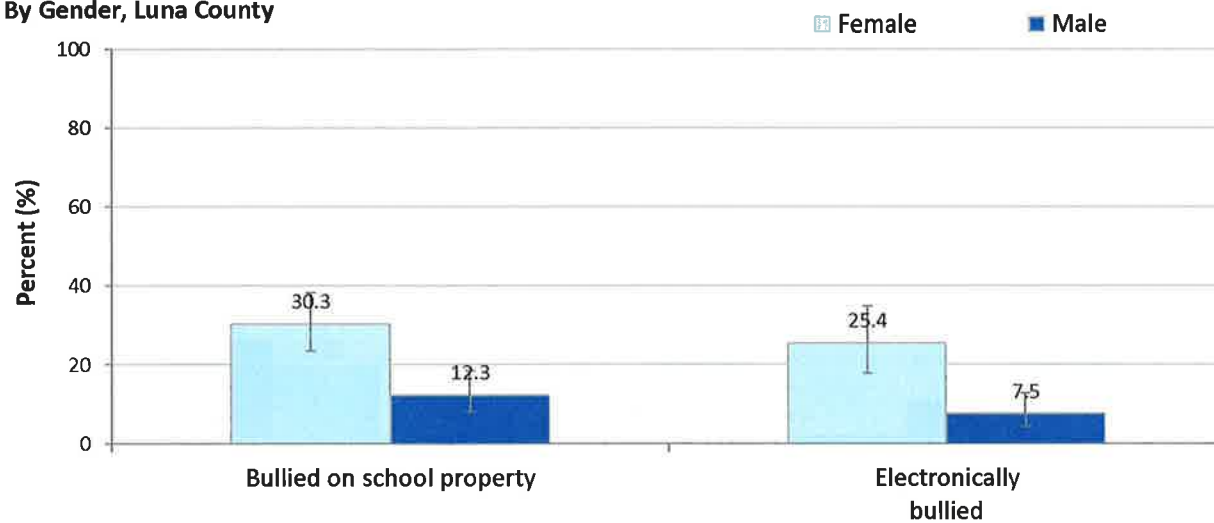


LUNA COUNTY-NM
ANDREA RODRIGUEZ, CLERK
201504183
30 of 211
12/10/2015 04:33:56 PM
BY MARIA

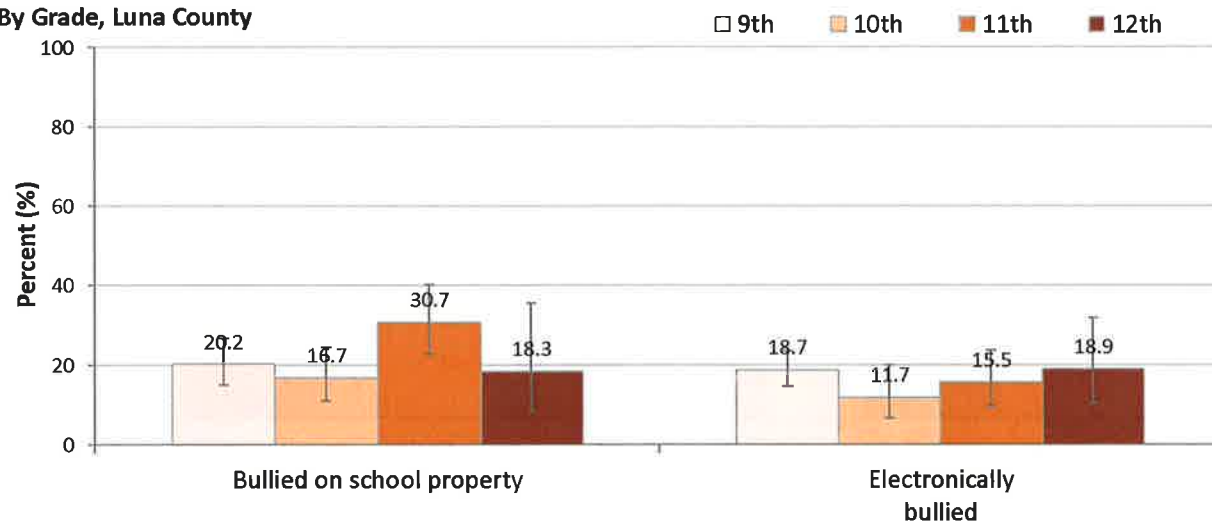
Injury: Behaviors Associated with Violence
New Mexico and Luna County
Grades 9-12, 2013



By Gender, Luna County

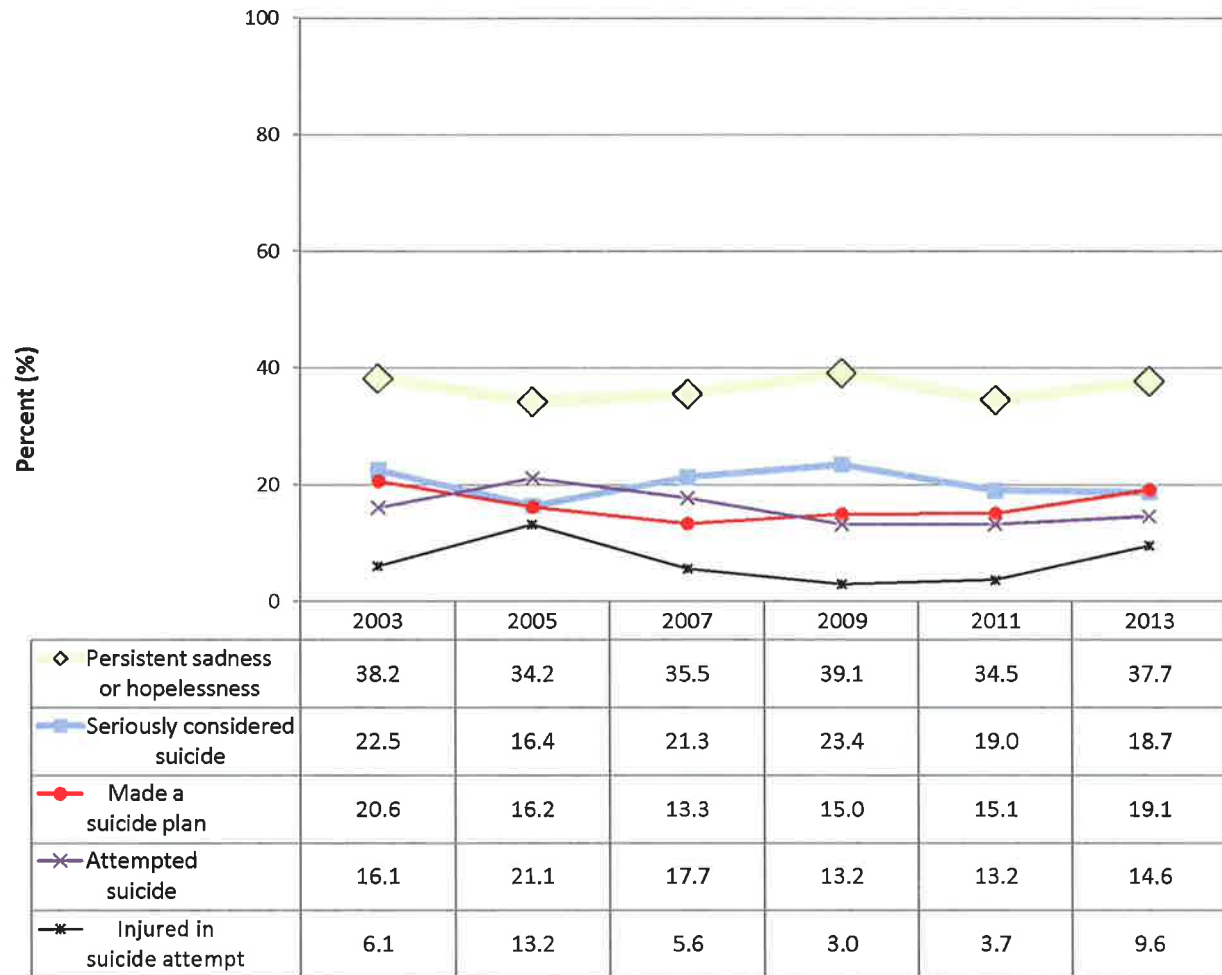


By Grade, Luna County



Mental Health

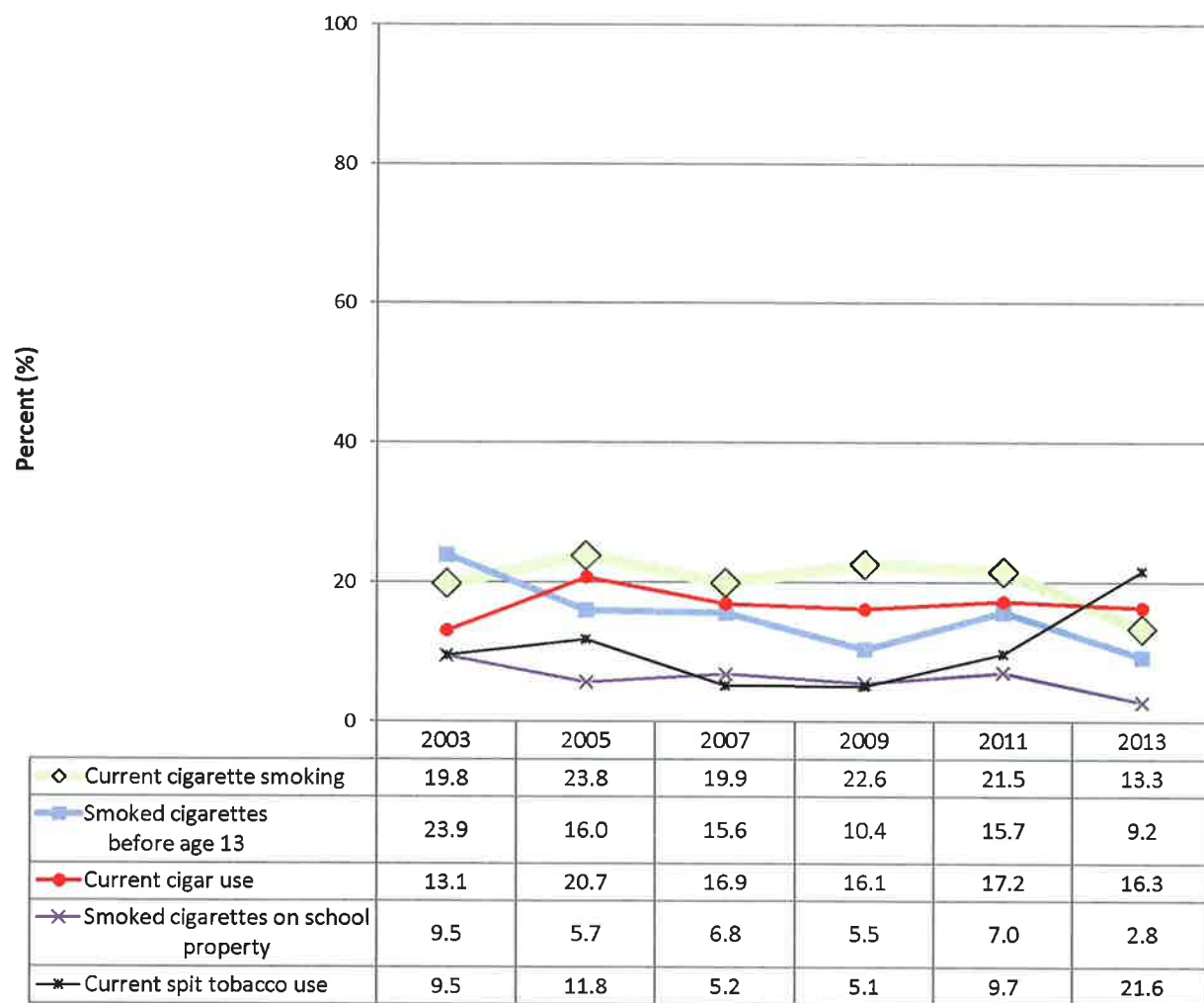
Mental Health Indicators (past 12 months) by Year, Luna County Grades 9-12, 2001-2013



LUNA COUNTY-NM
ANDREA RODRIGUEZ, CLERK
201504183
34 of 211
12/10/2015 04:33:56 PM
BY MARIA

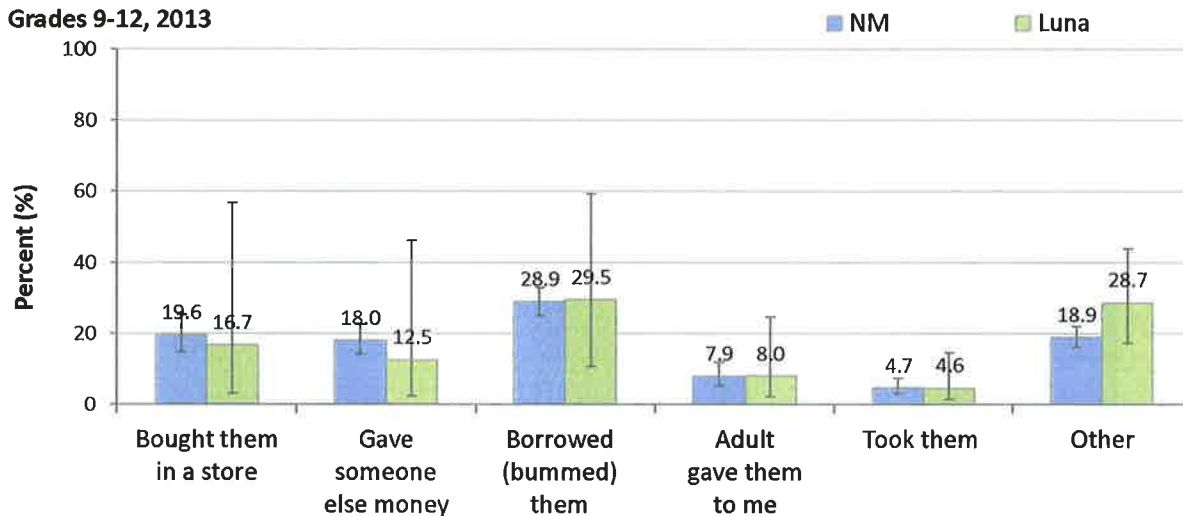
Tobacco Use

Tobacco Use Indicators by Year, Luna County Grades 9-12, 2003-2013

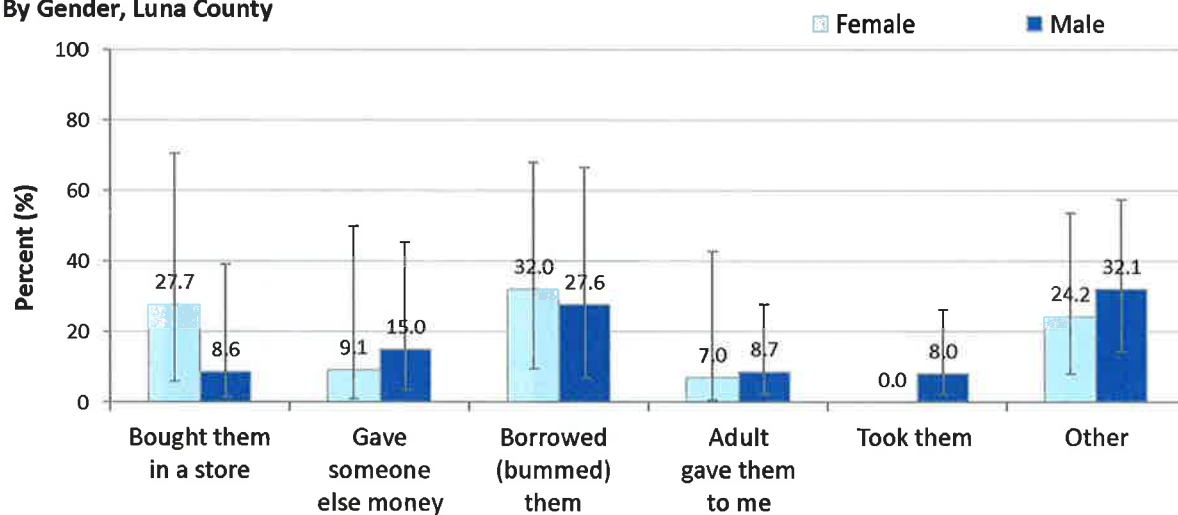


LUNA COUNTY-NM
ANDREA RODRIGUEZ, CLERK
201504183
36 of 211
12/10/2015 04:33:56 PM
BY MARIA

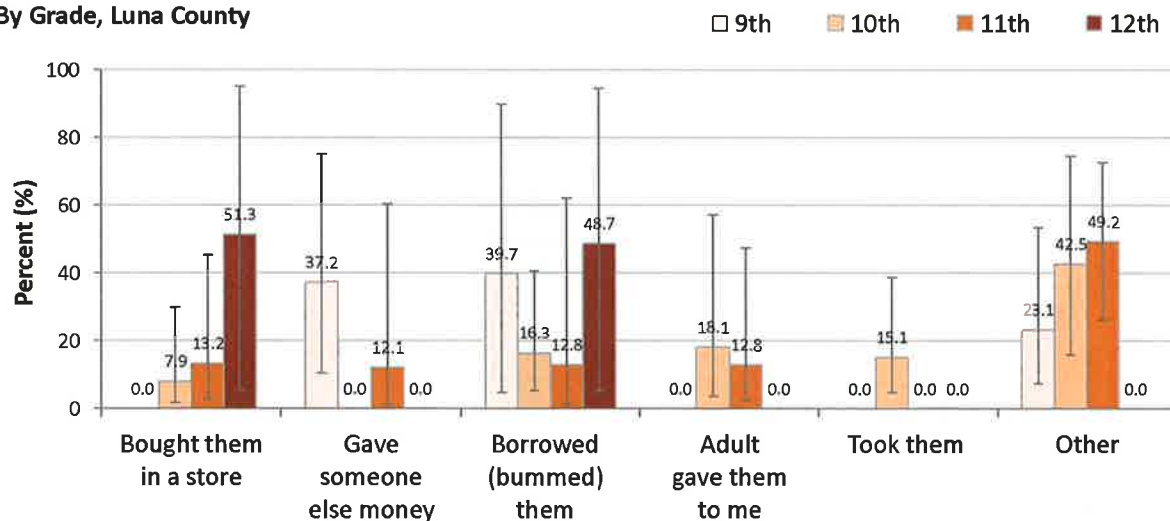
Tobacco: Usual Source of Cigarettes
New Mexico and Luna County
Grades 9-12, 2013



By Gender, Luna County

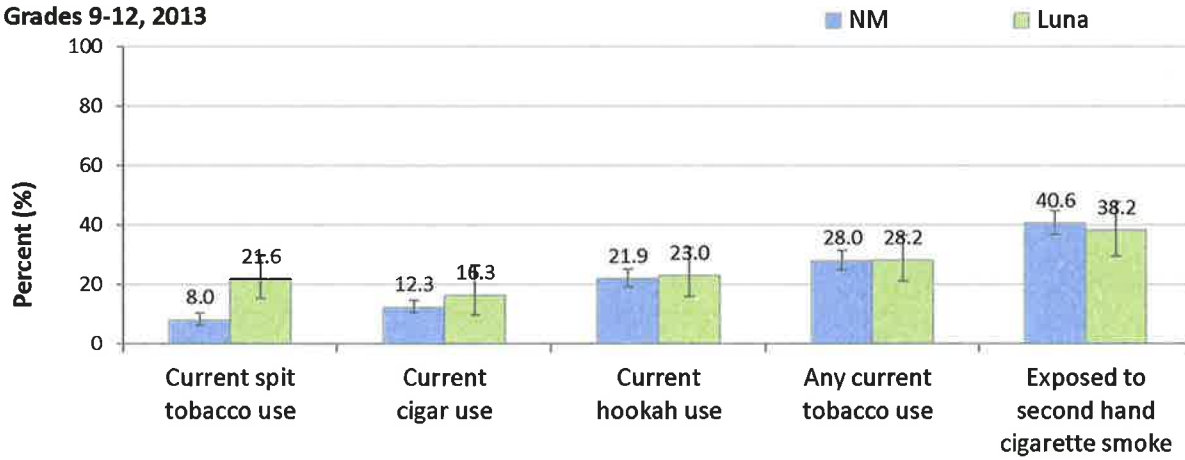


By Grade, Luna County

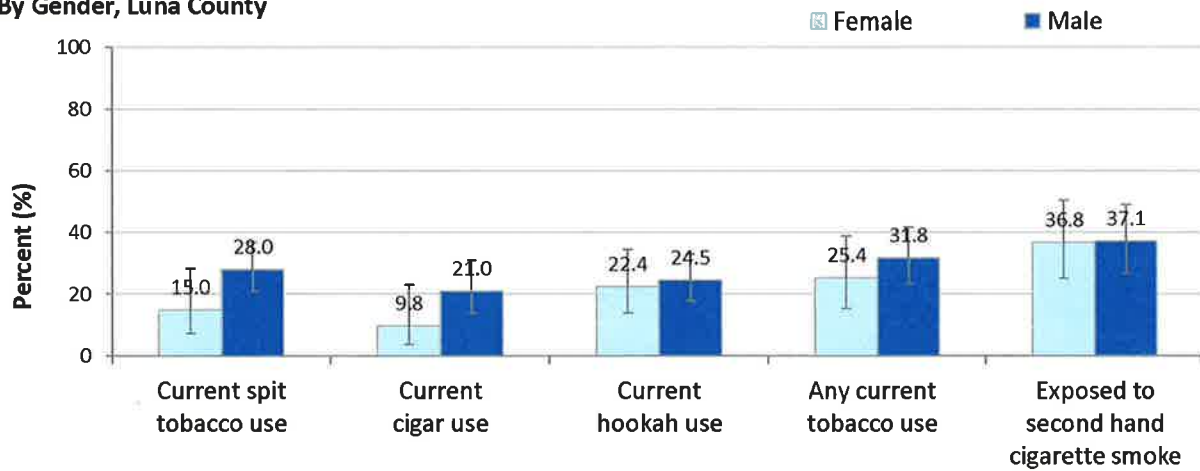


LUNA COUNTY-NM
ANDREA RODRIGUEZ, CLERK
201504183
38 of 211
12/10/2015 04:33:56 PM
BY MARIA

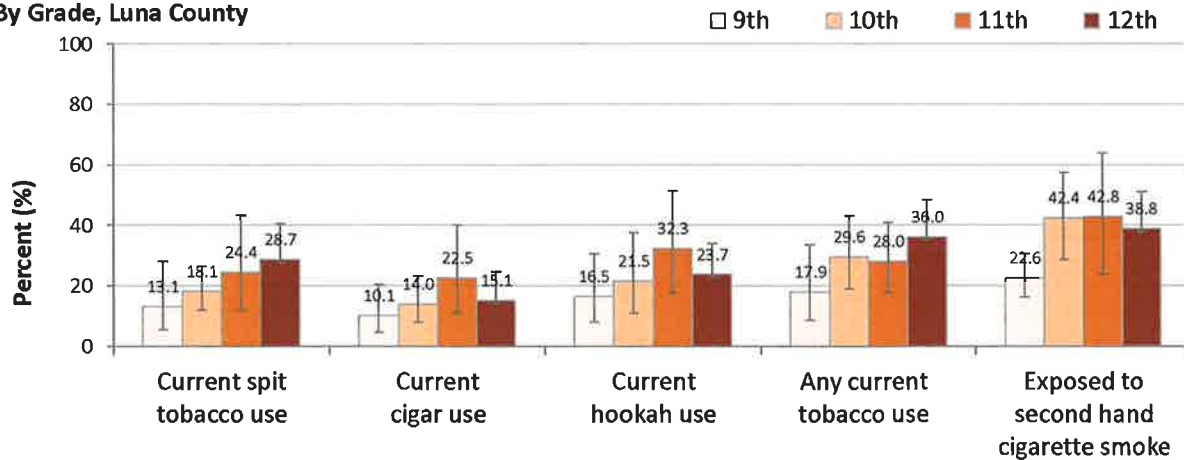
Tobacco: Other Use and Exposure
New Mexico and Luna County
Grades 9-12, 2013



By Gender, Luna County

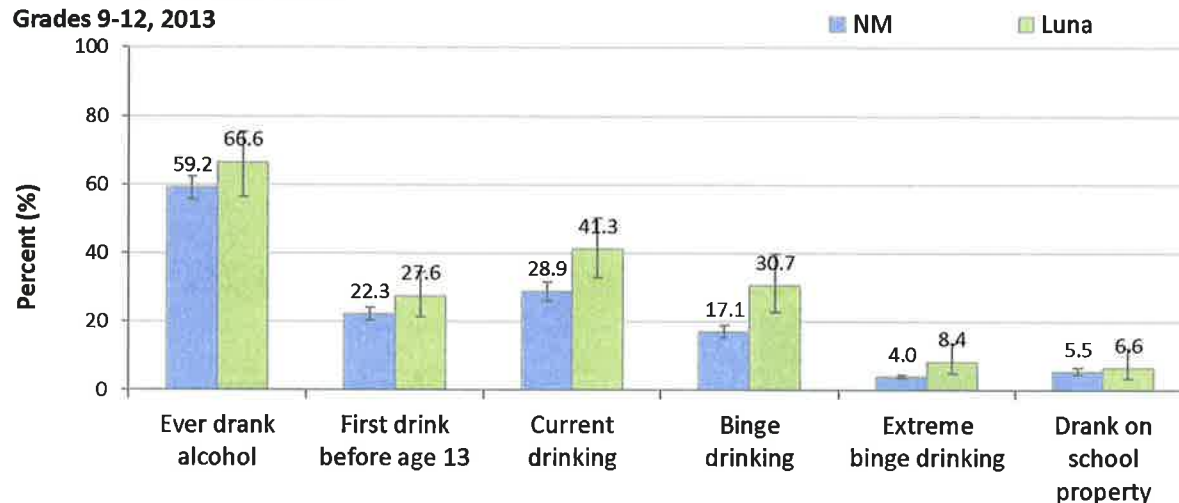


By Grade, Luna County

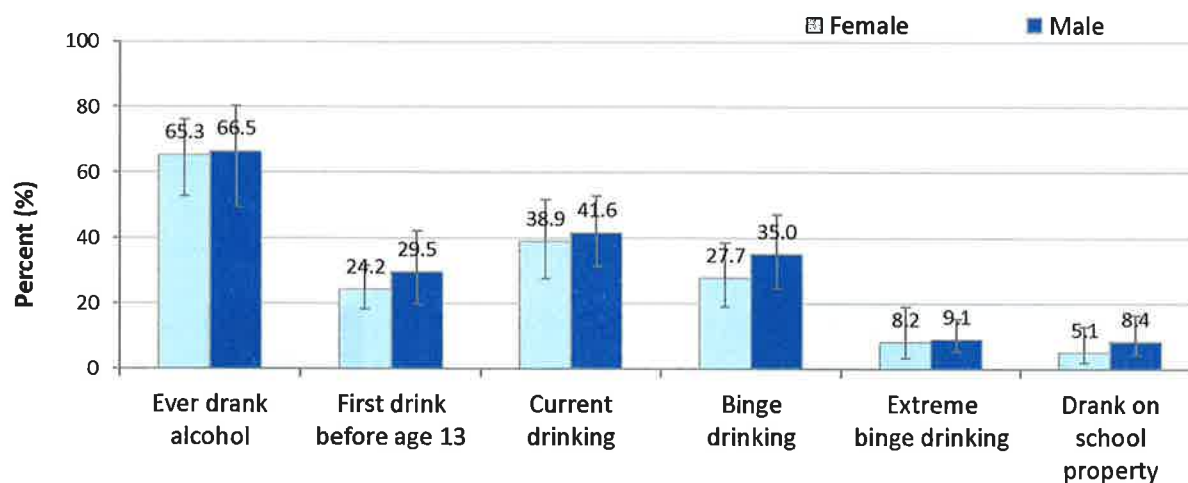


LUNA COUNTY-NM
ANDREA RODRIGUEZ, CLERK
201504183
40 of 211
12/10/2015 04:33:56 PM
BY MARIA

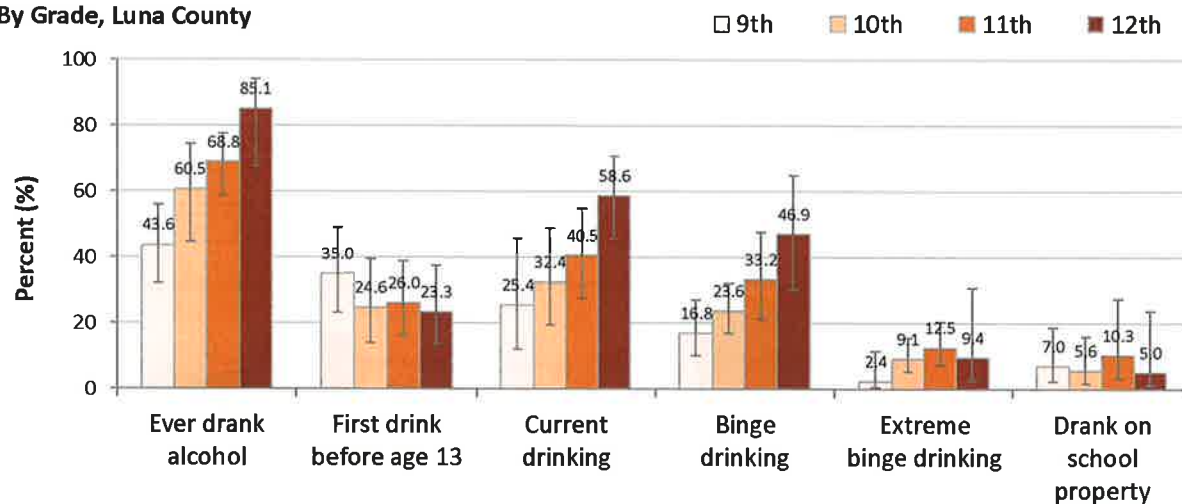
Alcohol Use
New Mexico and Luna County
Grades 9-12, 2013



By Gender, Luna County

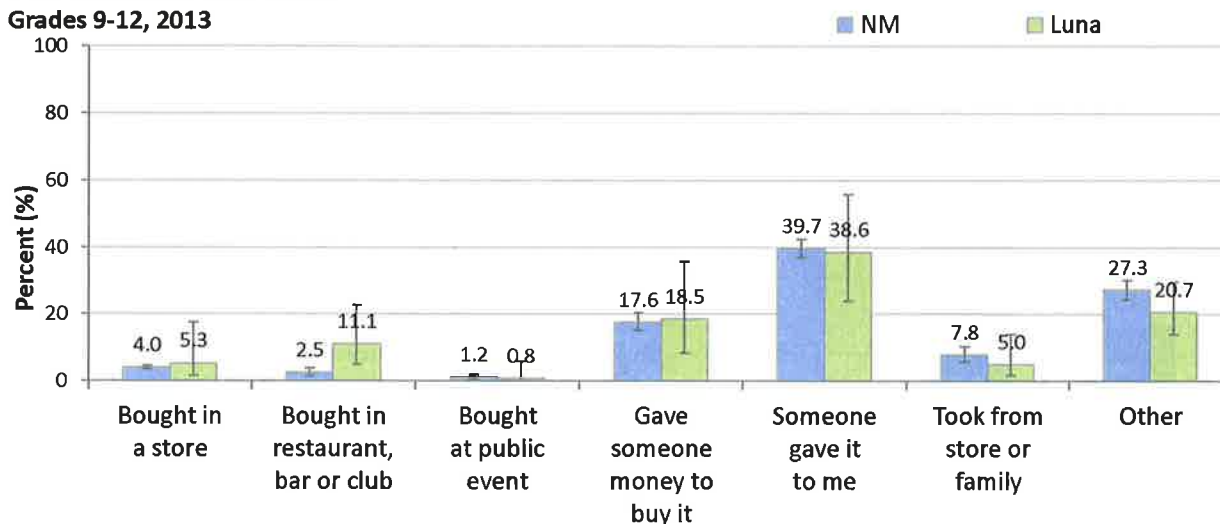


By Grade, Luna County

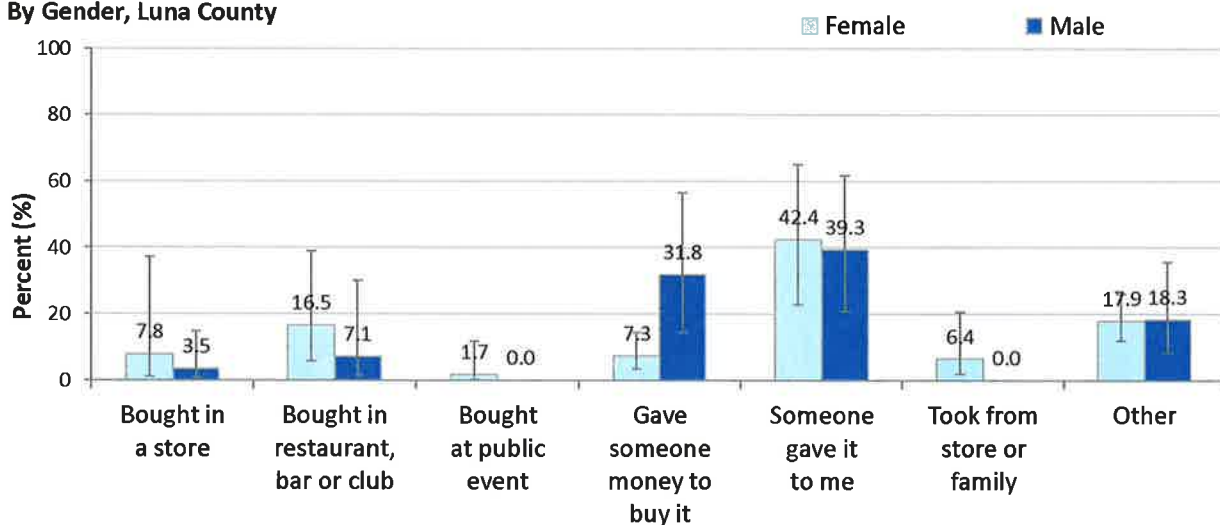


LUNA COUNTY-NM
ANDREA RODRIGUEZ, CLERK
201504183

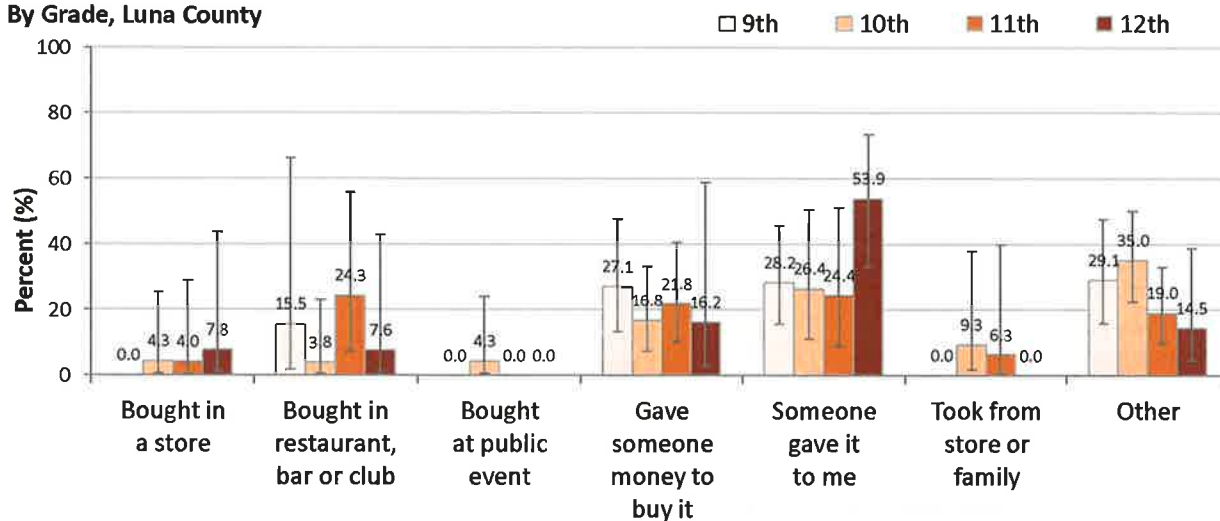
Behaviors of Current Drinkers: How usually obtained alcohol
New Mexico and Luna County
Grades 9-12, 2013



By Gender, Luna County

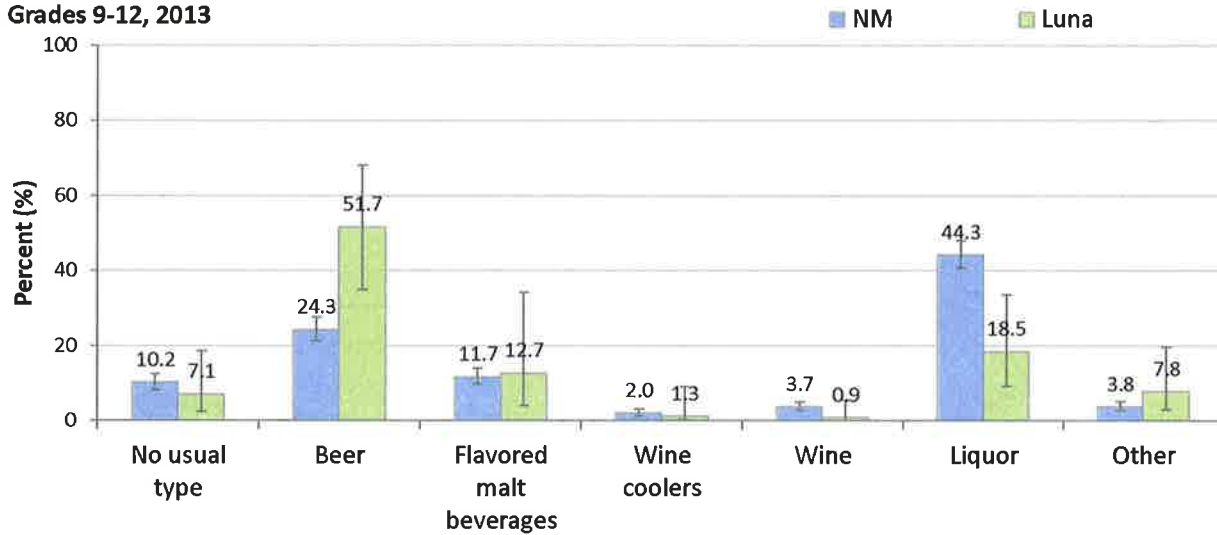


By Grade, Luna County

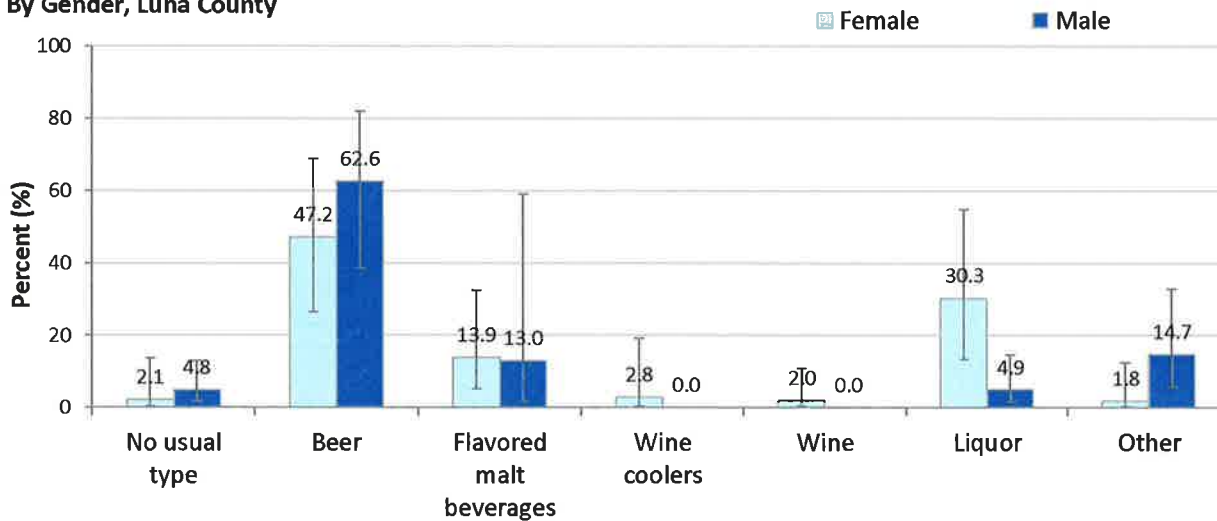


LUNA COUNTY-NM
ANDREA RODRIGUEZ, CLERK
201504183

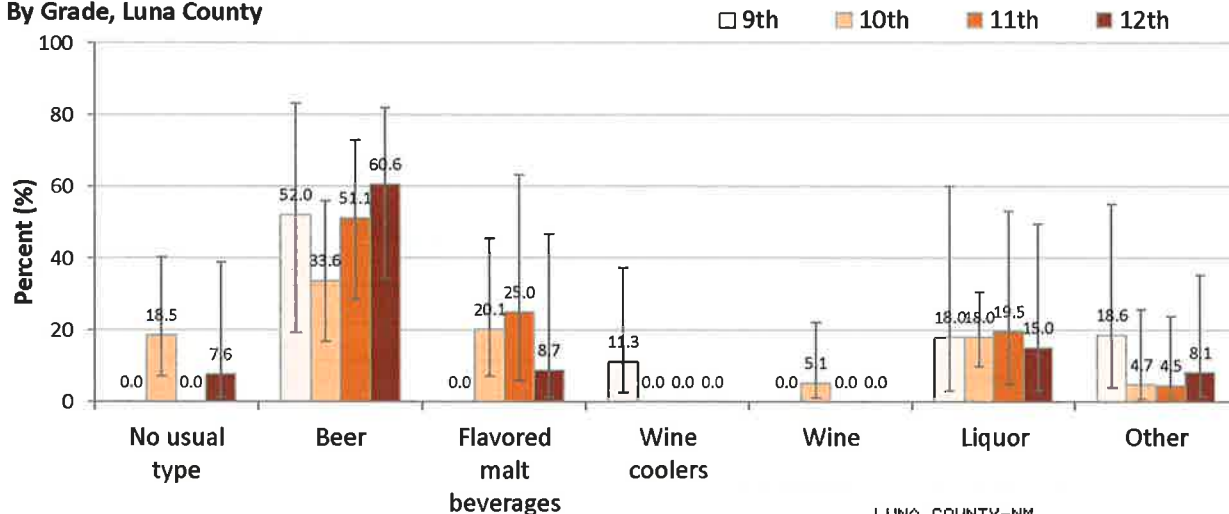
Behaviors of Current Drinkers: Usual type of alcohol
New Mexico and Luna County
Grades 9-12, 2013



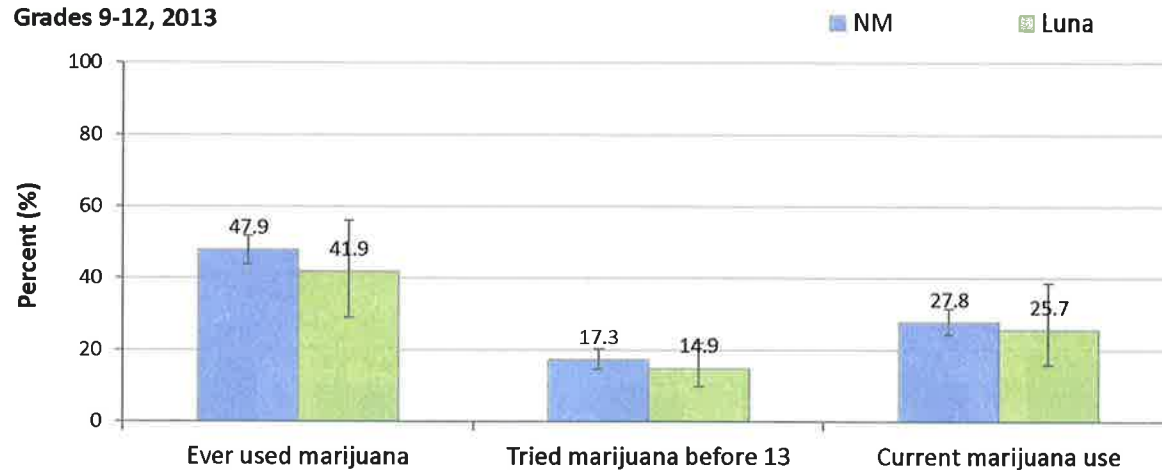
By Gender, Luna County



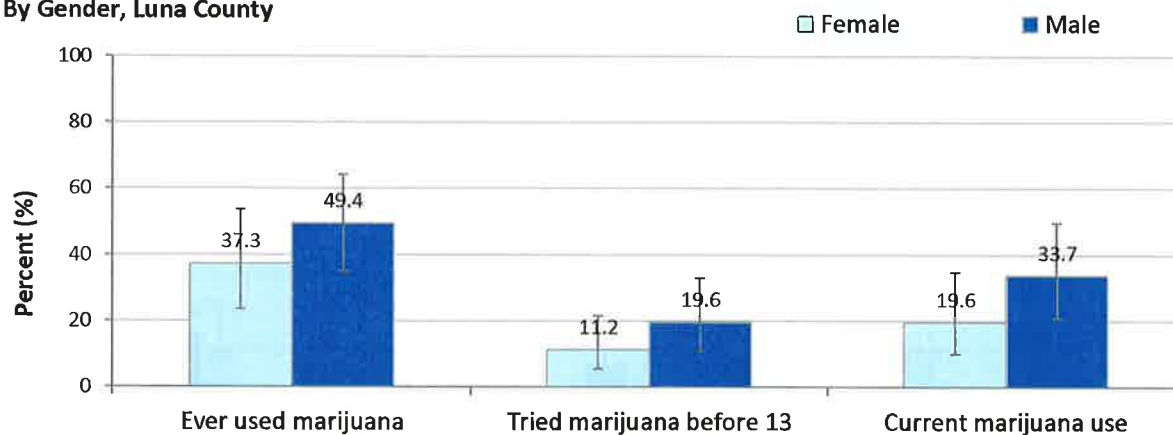
By Grade, Luna County



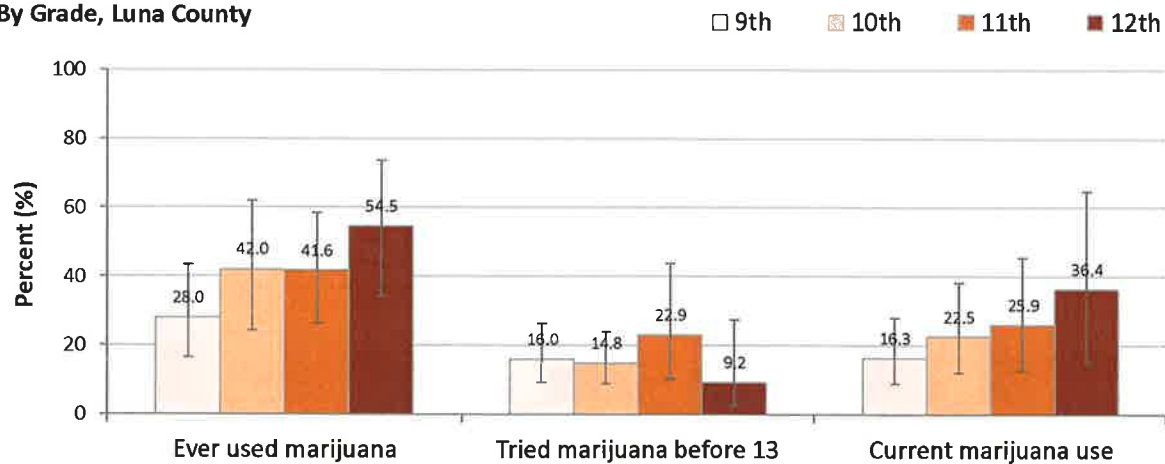
Drug Use: Marijuana
New Mexico and Luna County
Grades 9-12, 2013



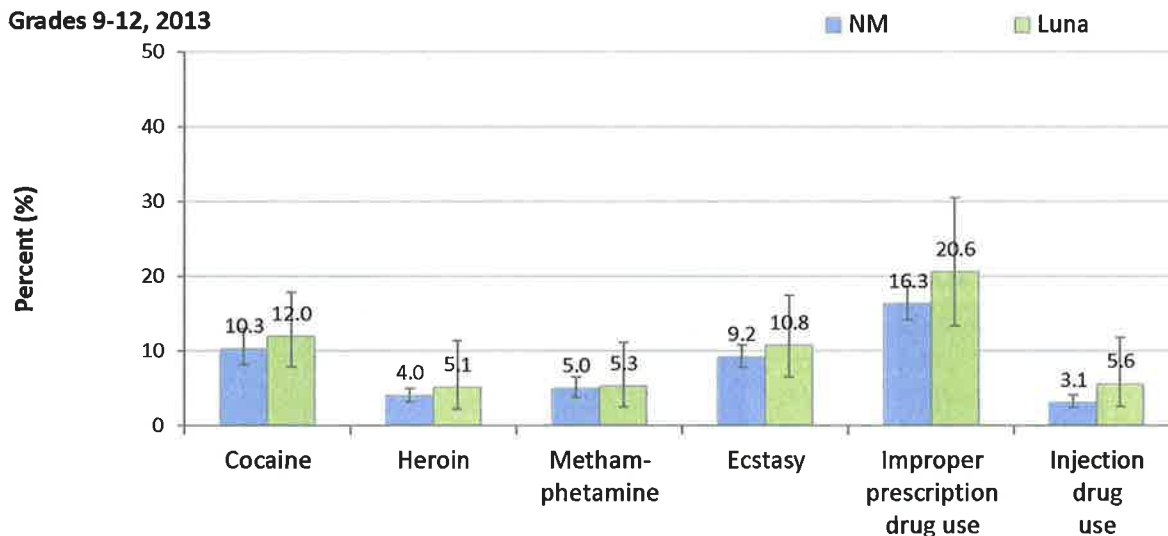
By Gender, Luna County



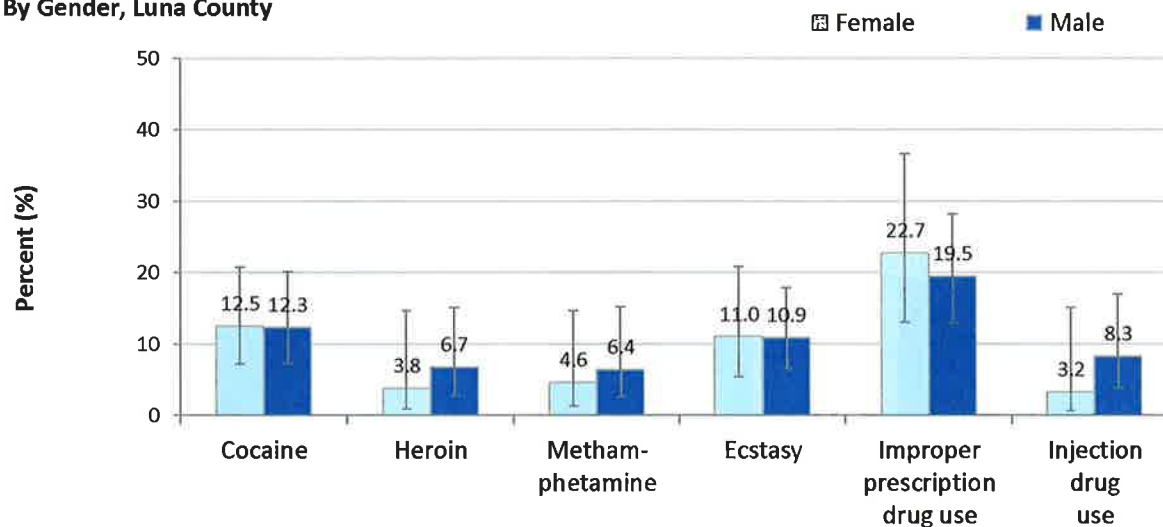
By Grade, Luna County



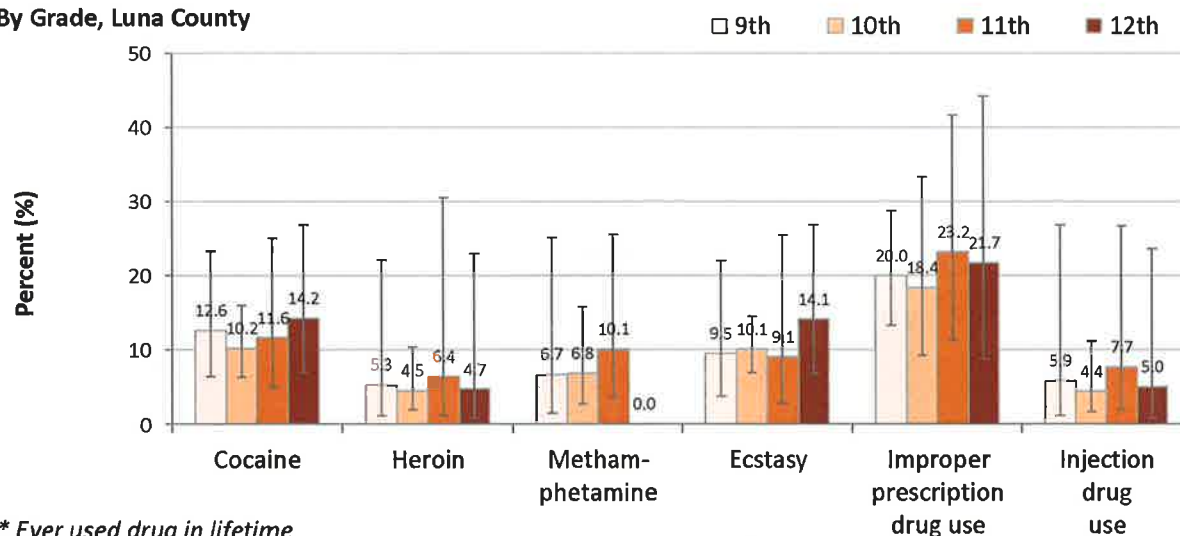
Lifetime Drug Use*
New Mexico and Luna County
Grades 9-12, 2013



By Gender, Luna County



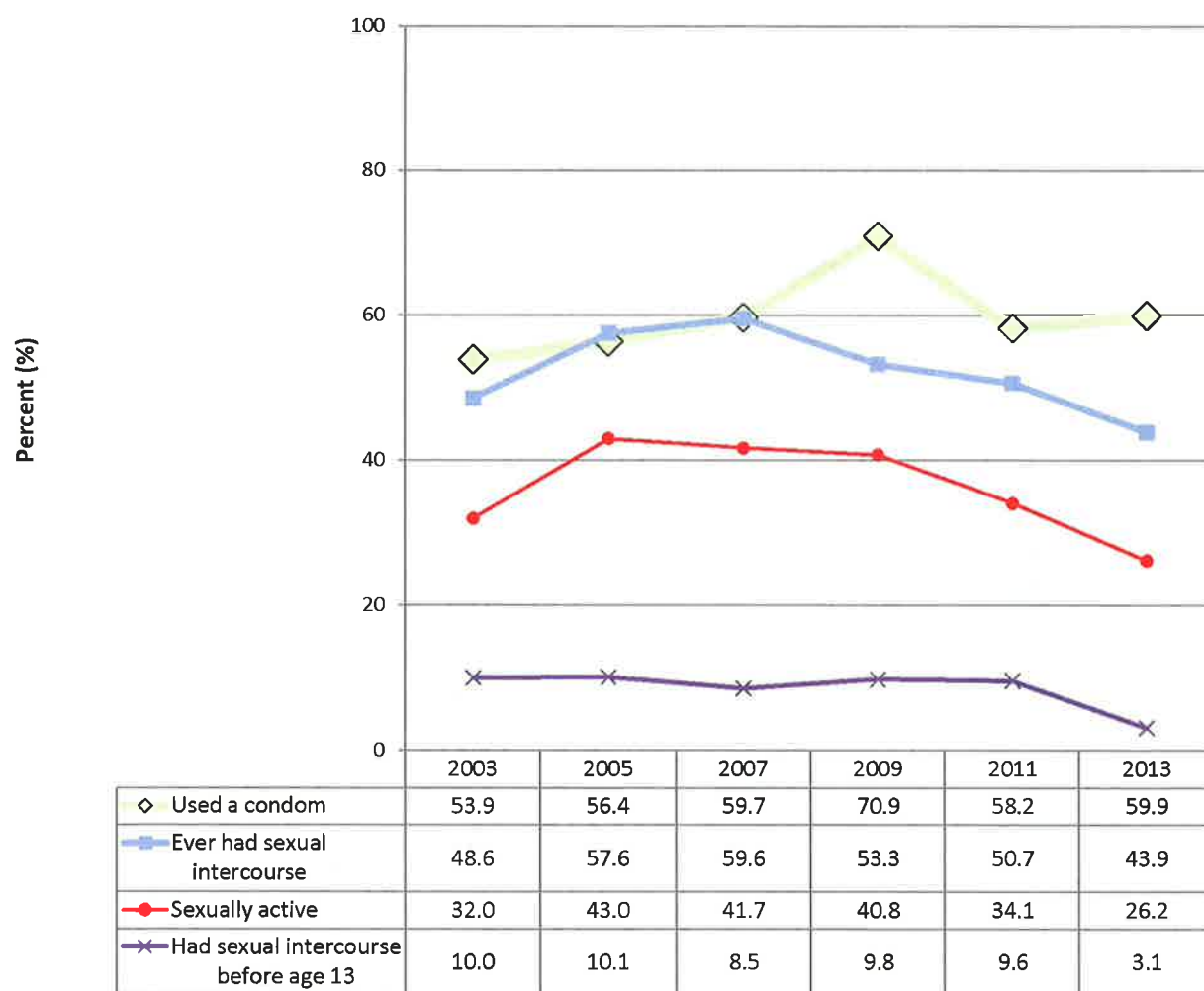
By Grade, Luna County



* Ever used drug in lifetime

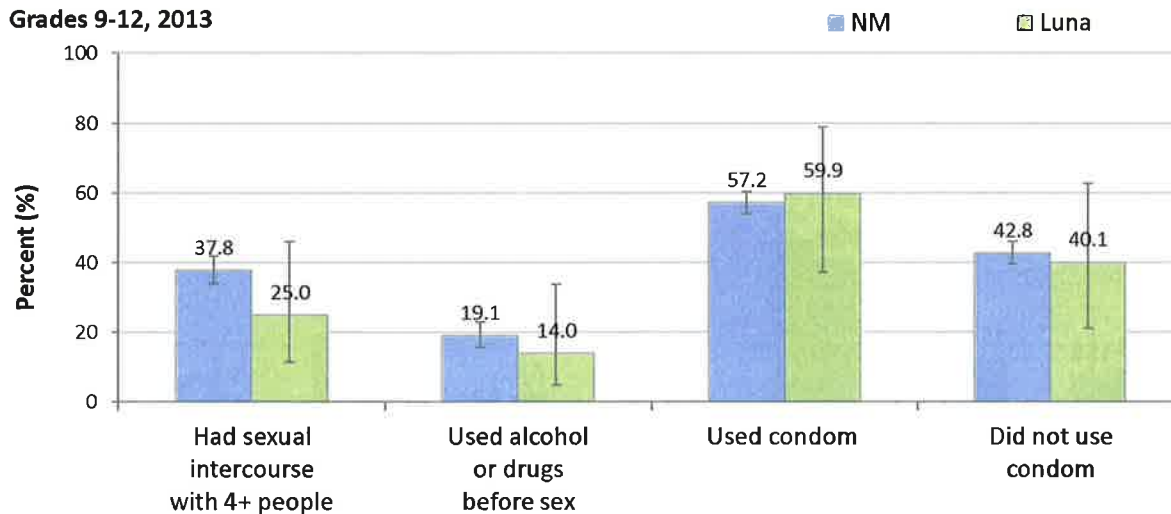
Sexual Behavior

Sexual Behavior by Year, Luna County Grades 9-12, 2003-2013

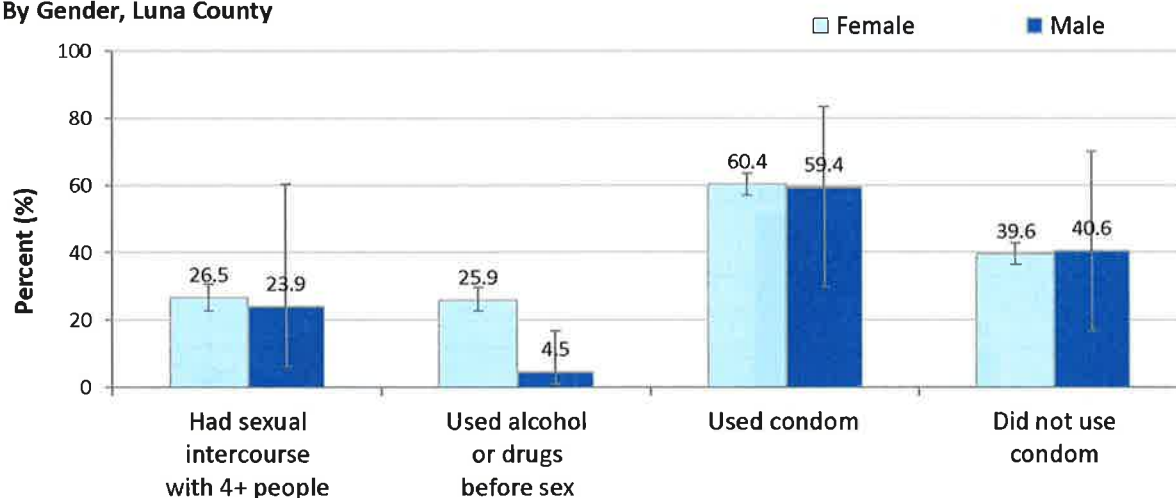


LUNA COUNTY-NM
ANDREA RODRIGUEZ, CLERK
201504183
52 of 211
12/10/2015 04:33:56 PM
BY MARIA

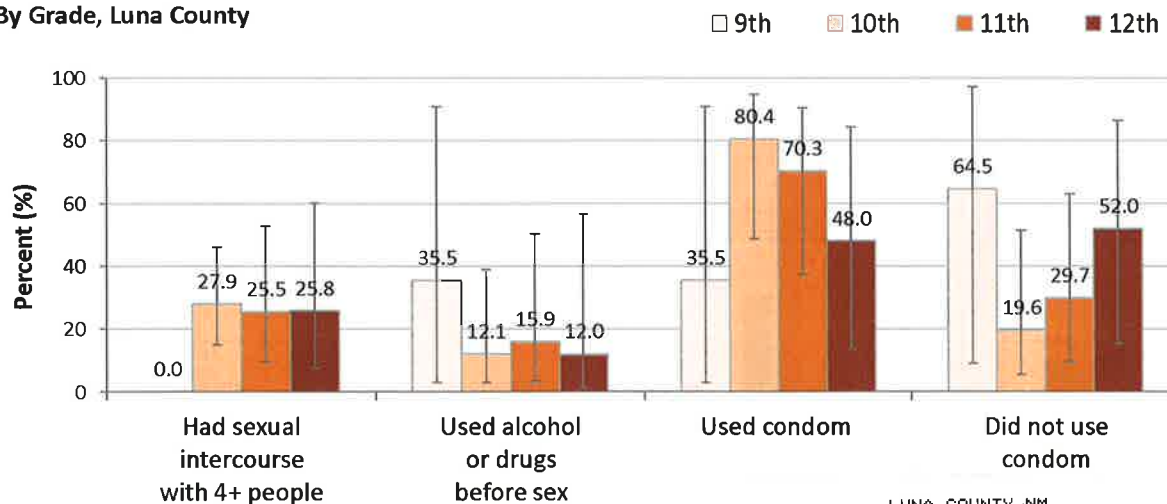
Sexual Behaviors of Sexually Active Students
New Mexico and Luna County
Grades 9-12, 2013



By Gender, Luna County



By Grade, Luna County

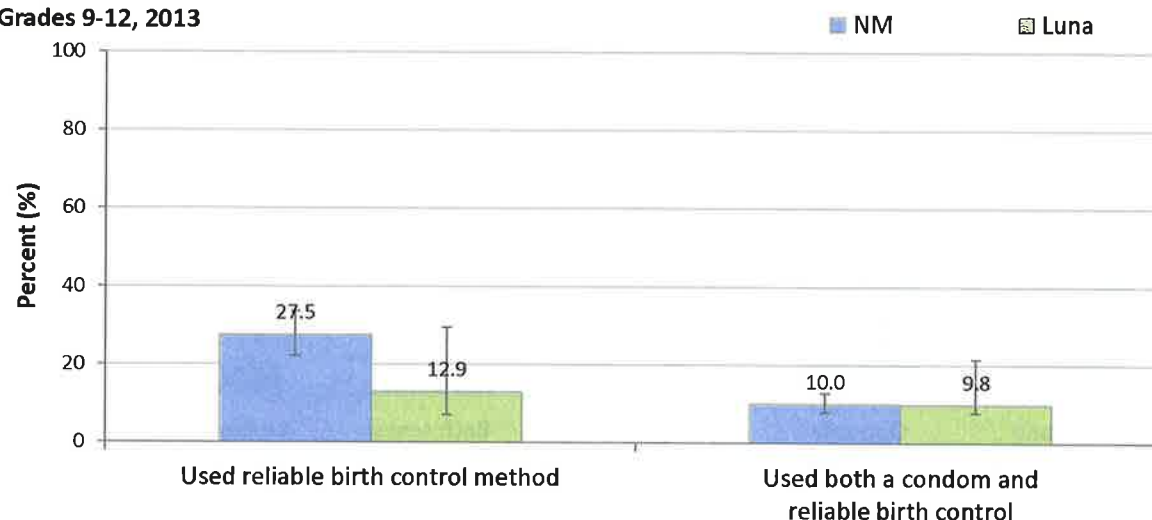


LUNA COUNTY-NM
ANDREA RODRIGUEZ, CLERK
201504183
54 of 211
12/10/2015 04:33:56 PM
BY MARIA

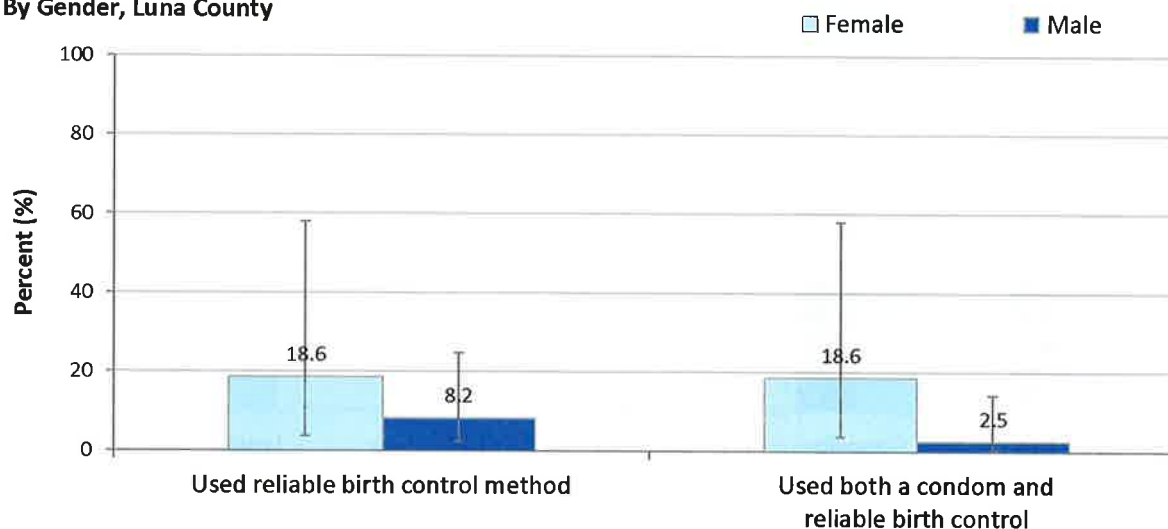
Birth Control Methods Used among of Sexually Active Students

New Mexico and Luna County

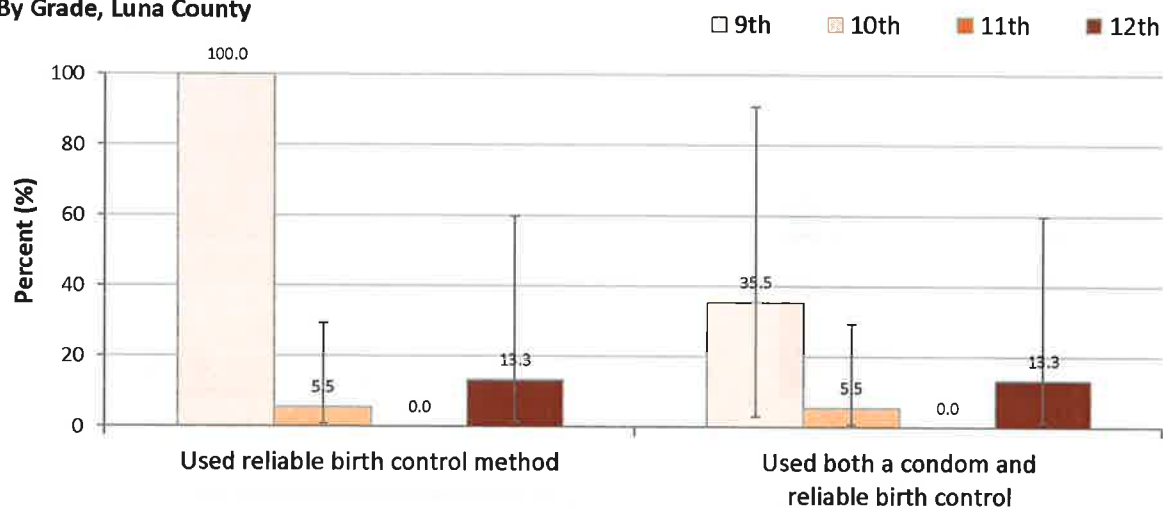
Grades 9-12, 2013



By Gender, Luna County



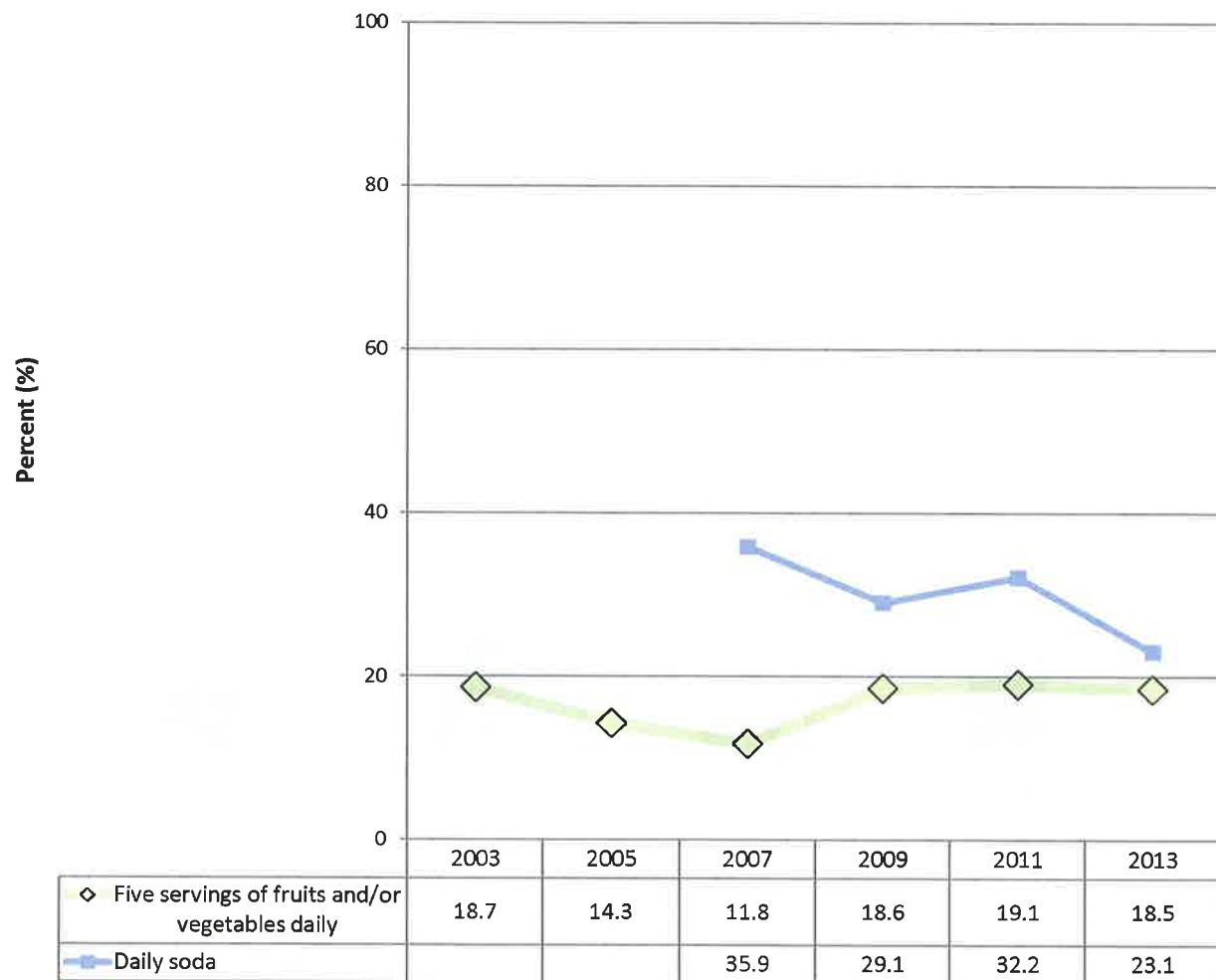
By Grade, Luna County



LUNA COUNTY-NM
 ANDREA RODRIGUEZ, CLERK
 201504183
 56 of 211
 12/10/2015 04:33:56 PM
 BY MARIA

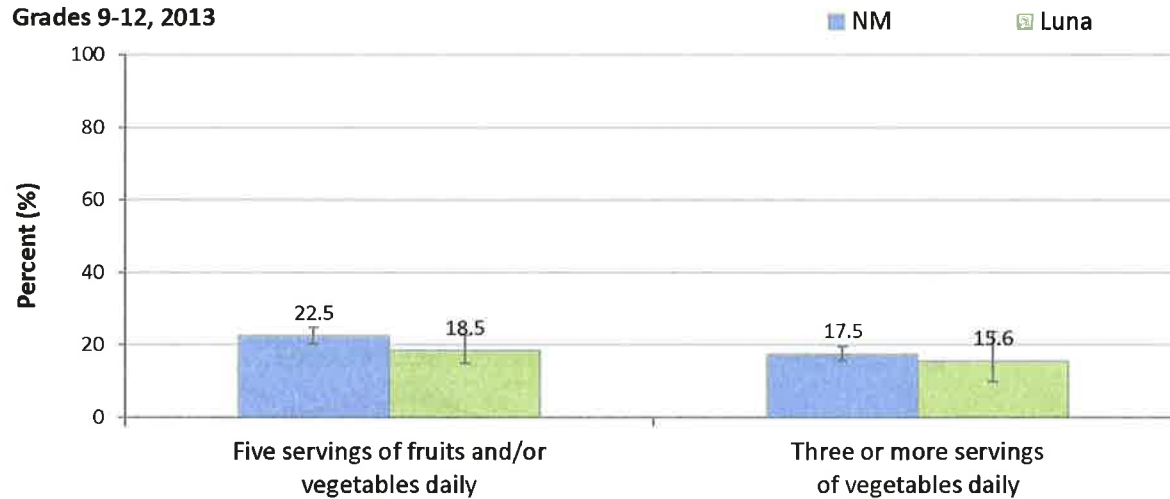
Nutrition

Nutrition Indicators by Year, Luna County Grades 9-12, 2003-2013

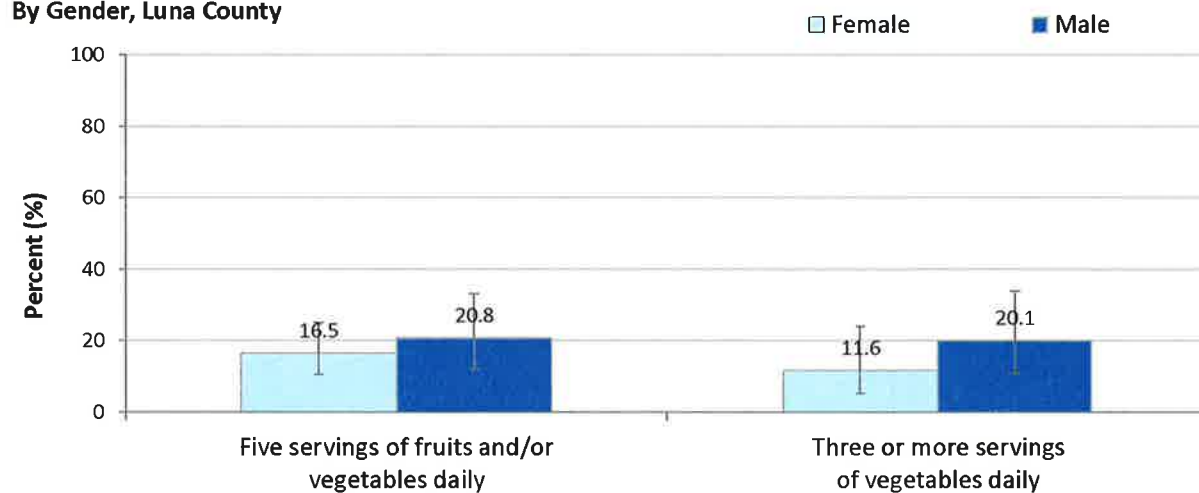


LUNA COUNTY-NM
ANDREA RODRIGUEZ, CLERK
201504183
58 of 211
12/10/2015 04:33:56 PM
BY MARIA

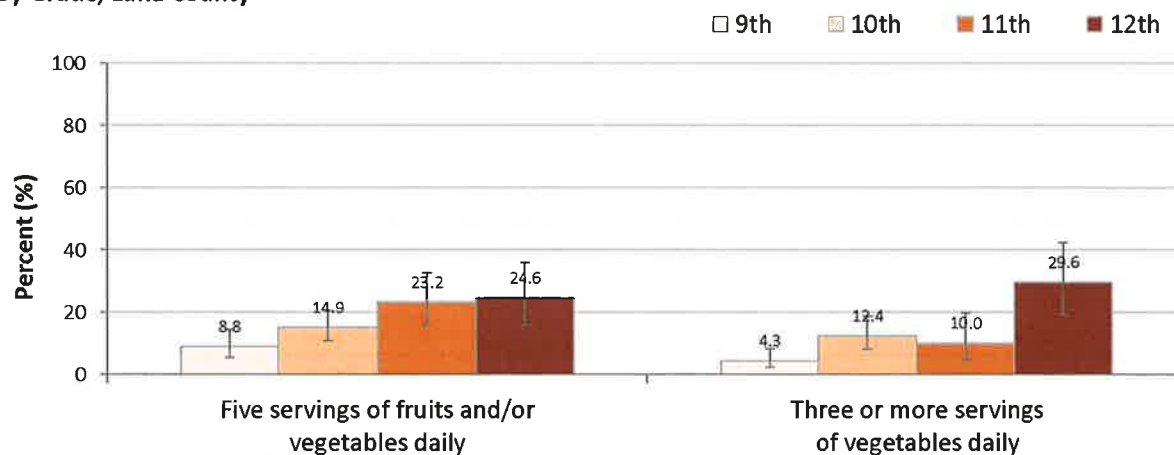
Nutrition
New Mexico and Luna County
Grades 9-12, 2013



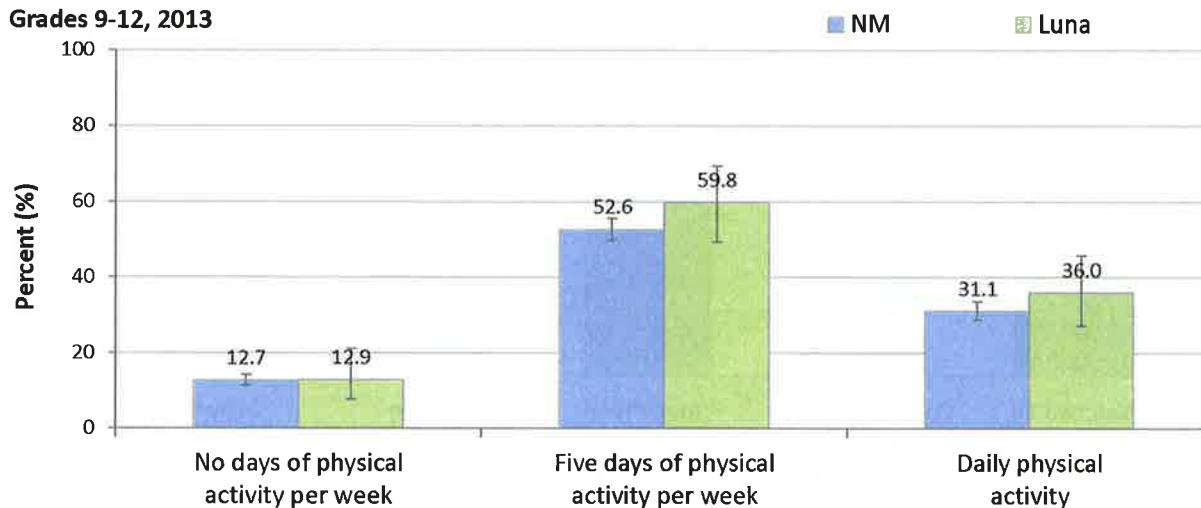
By Gender, Luna County



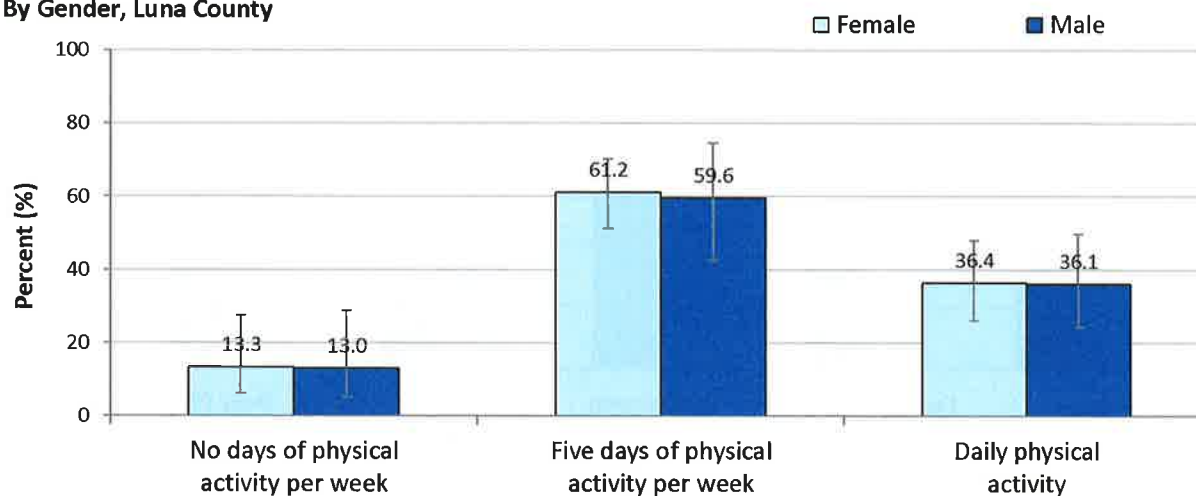
By Grade, Luna County



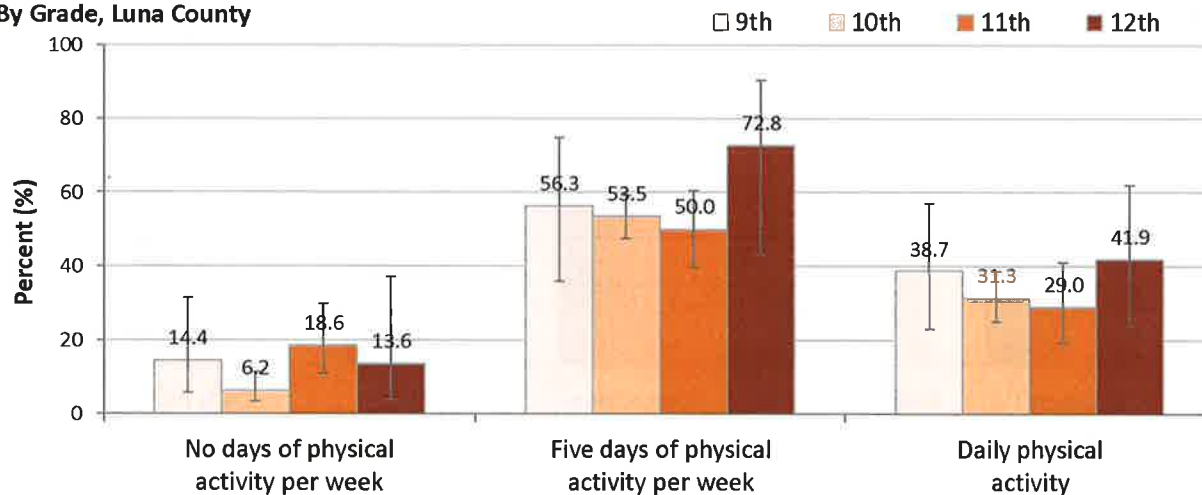
Physical Activity
New Mexico and Luna County
Grades 9-12, 2013



By Gender, Luna County

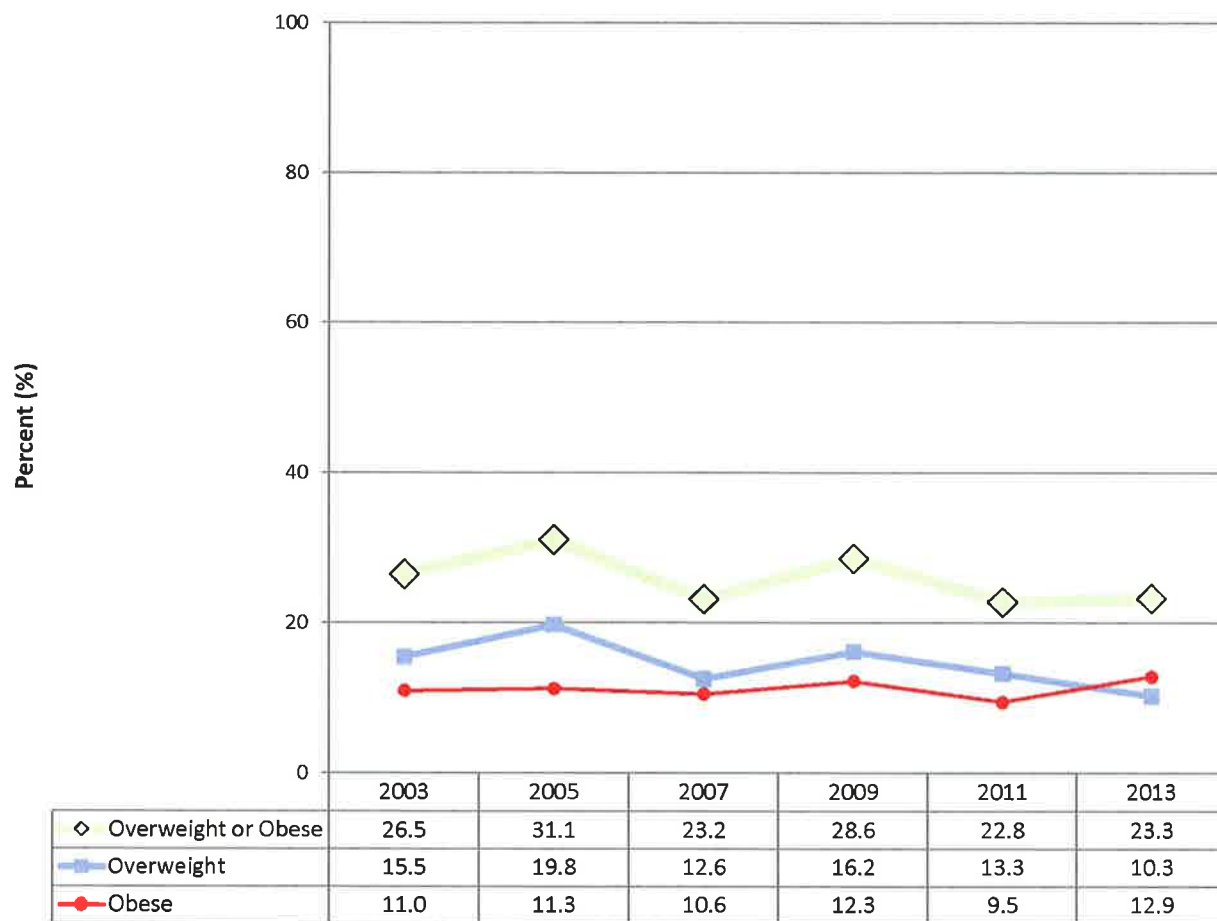


By Grade, Luna County



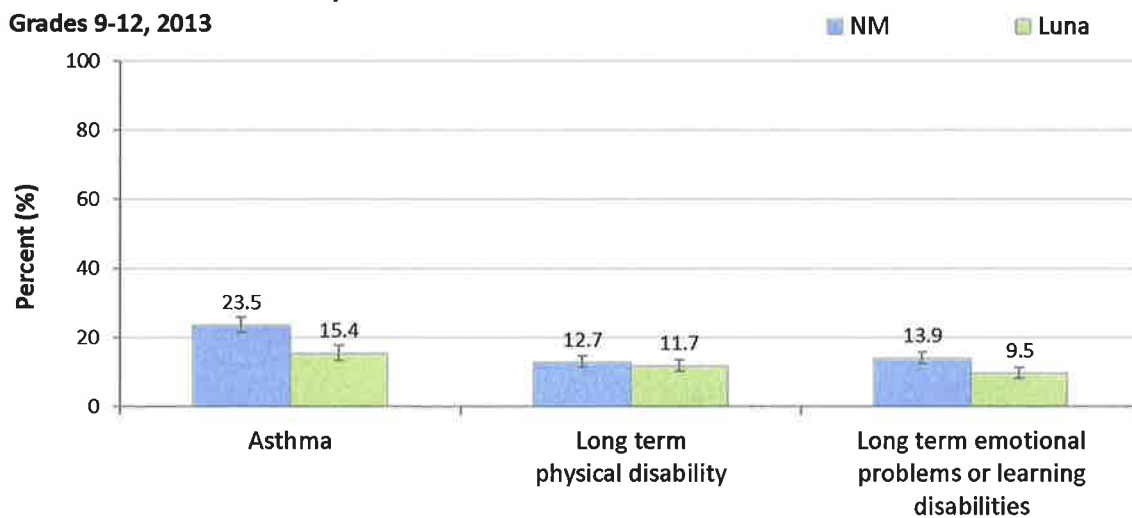
Body Weight

Body Weight
by Year, Luna County
Grades 9-12, 2003-2013

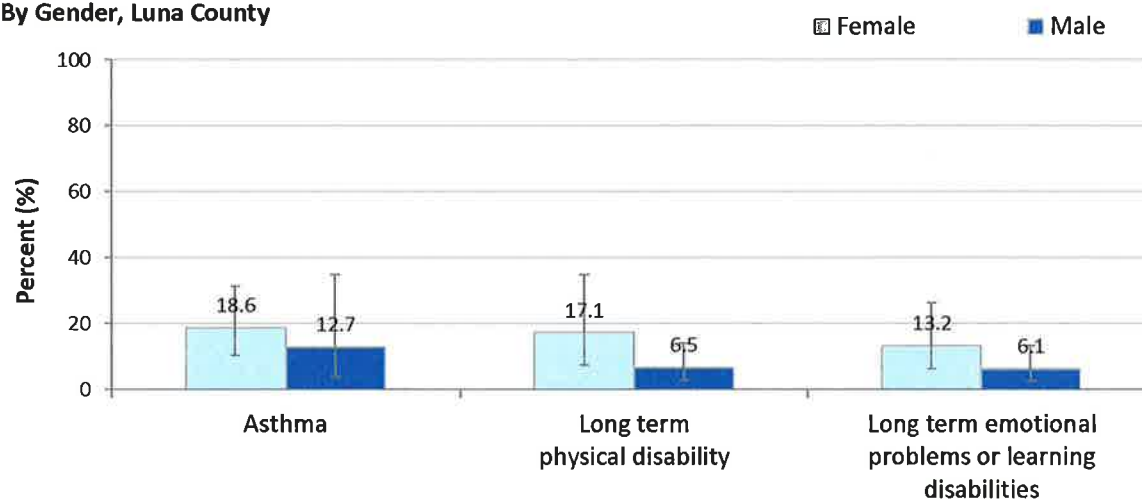


LUNA COUNTY-NM
ANDREA RODRIGUEZ, CLERK
201504183
64 of 211
12/10/2015 04:33:56 PM
BY MARIA

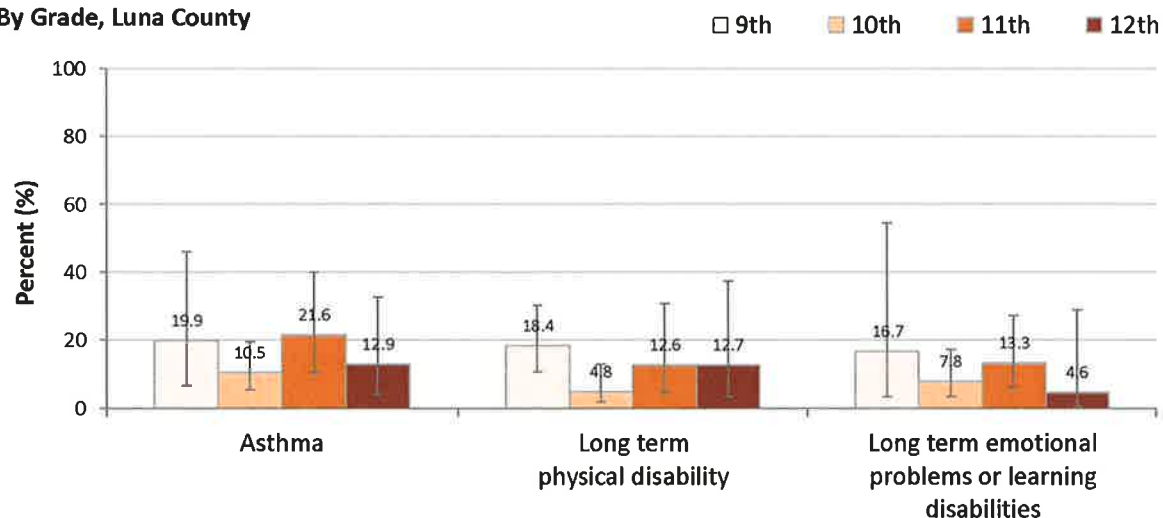
Other Behaviors and Characteristics
New Mexico and Luna County
Grades 9-12, 2013



By Gender, Luna County



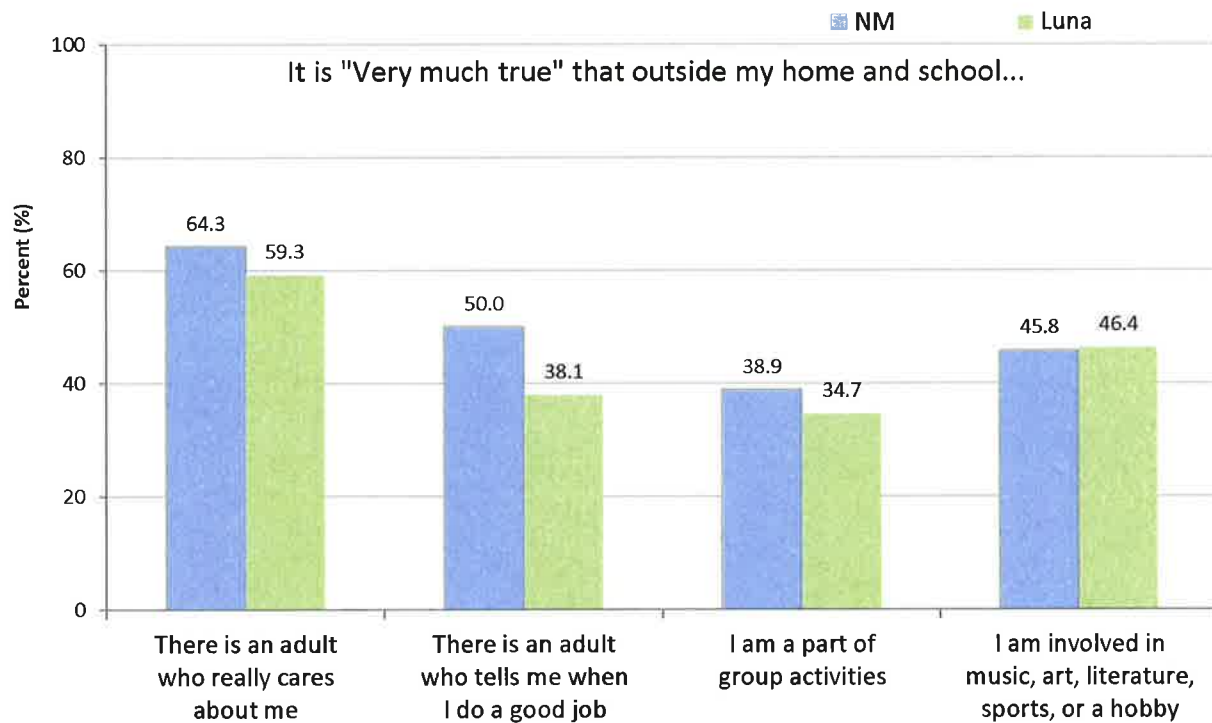
By Grade, Luna County



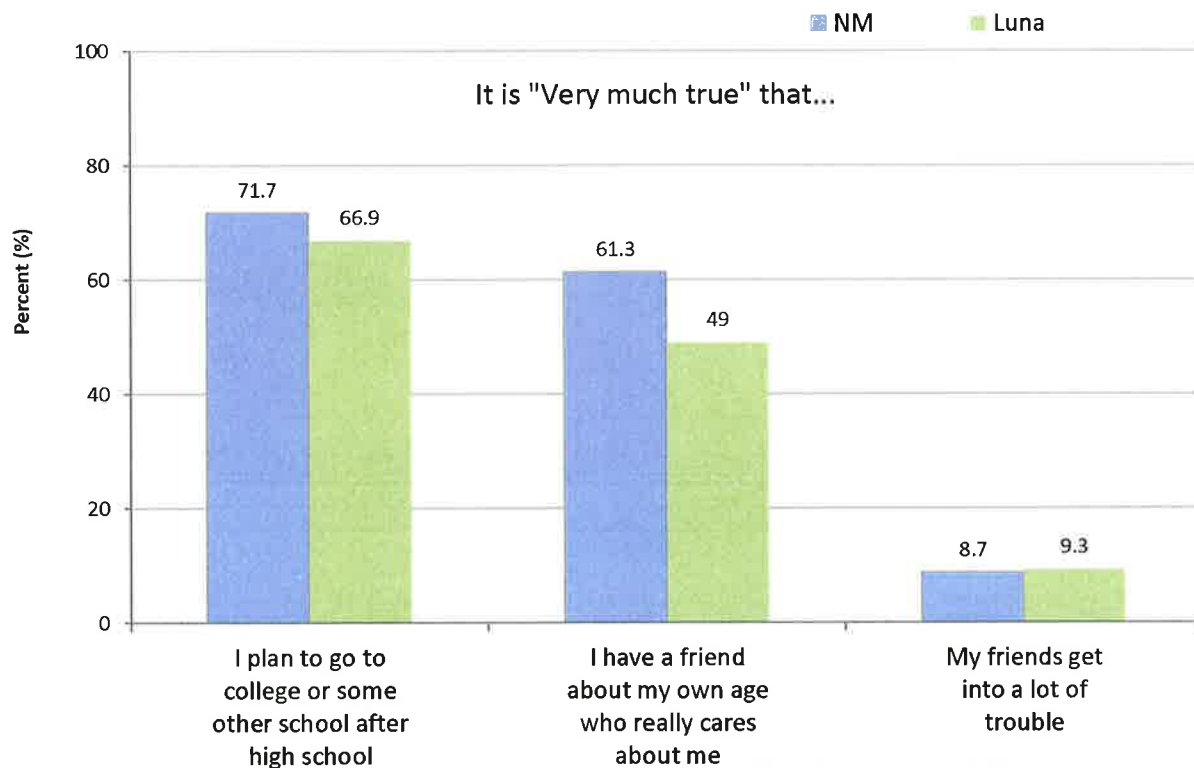
Resiliency/Protective Factors

LUNA COUNTY-NM
ANDREA RODRIGUEZ, CLERK
201504183
68 of 211
12/10/2015 04:33:56 PM
BY MARIA

**New Mexico and Luna County
Grades 9-12, 2013**



Grades 9-12, 2013

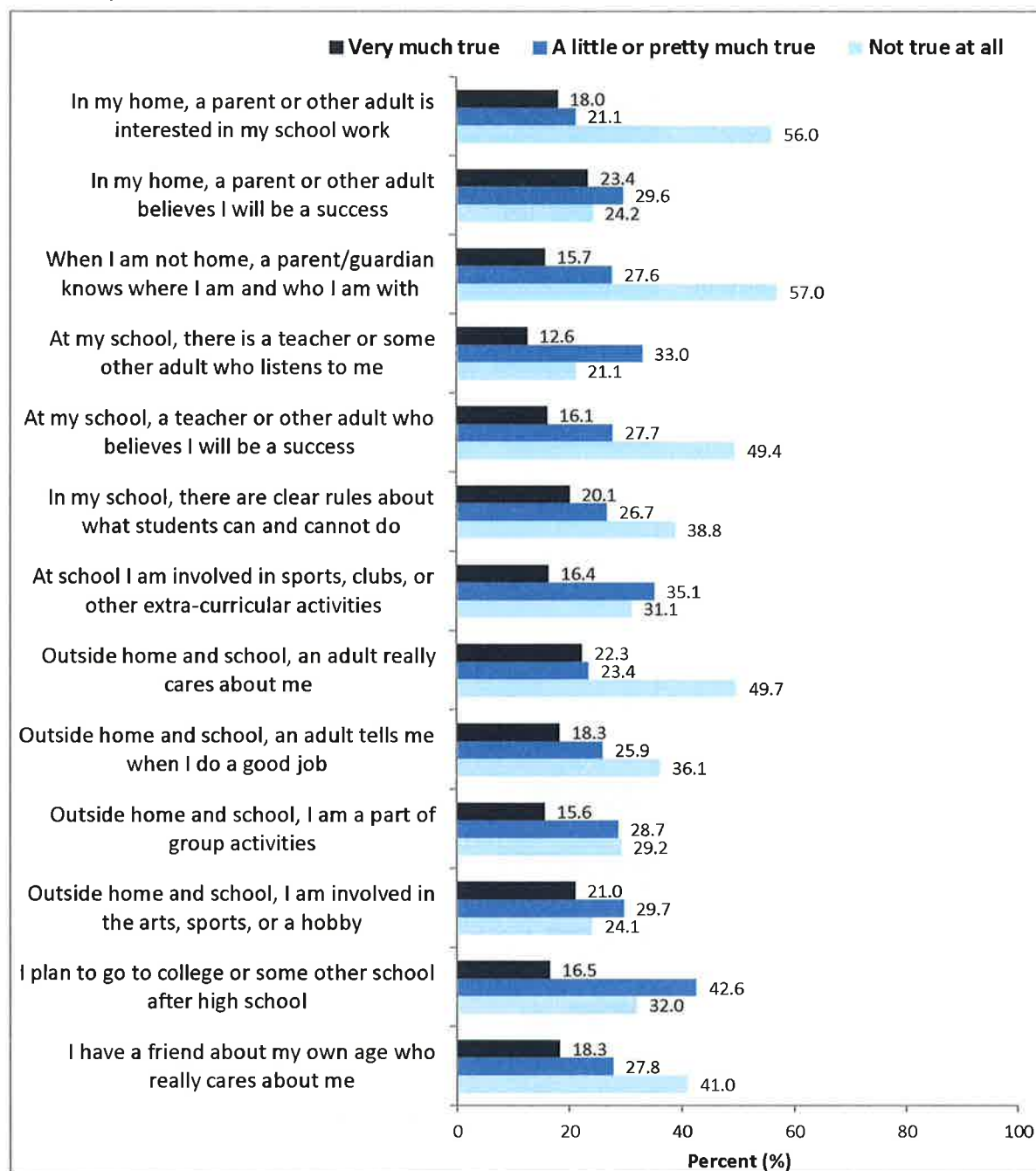


LUNA COUNTY-NM
ANDREA RODRIGUEZ, CLERK
201504183

Relationship Between Selected Risk Behaviors and Resiliency/Protective Factors

LUNA COUNTY-NM
ANDREA RODRIGUEZ, CLERK
201504183
72 of 211
12/10/2015 04:33:56 PM
BY MARIA

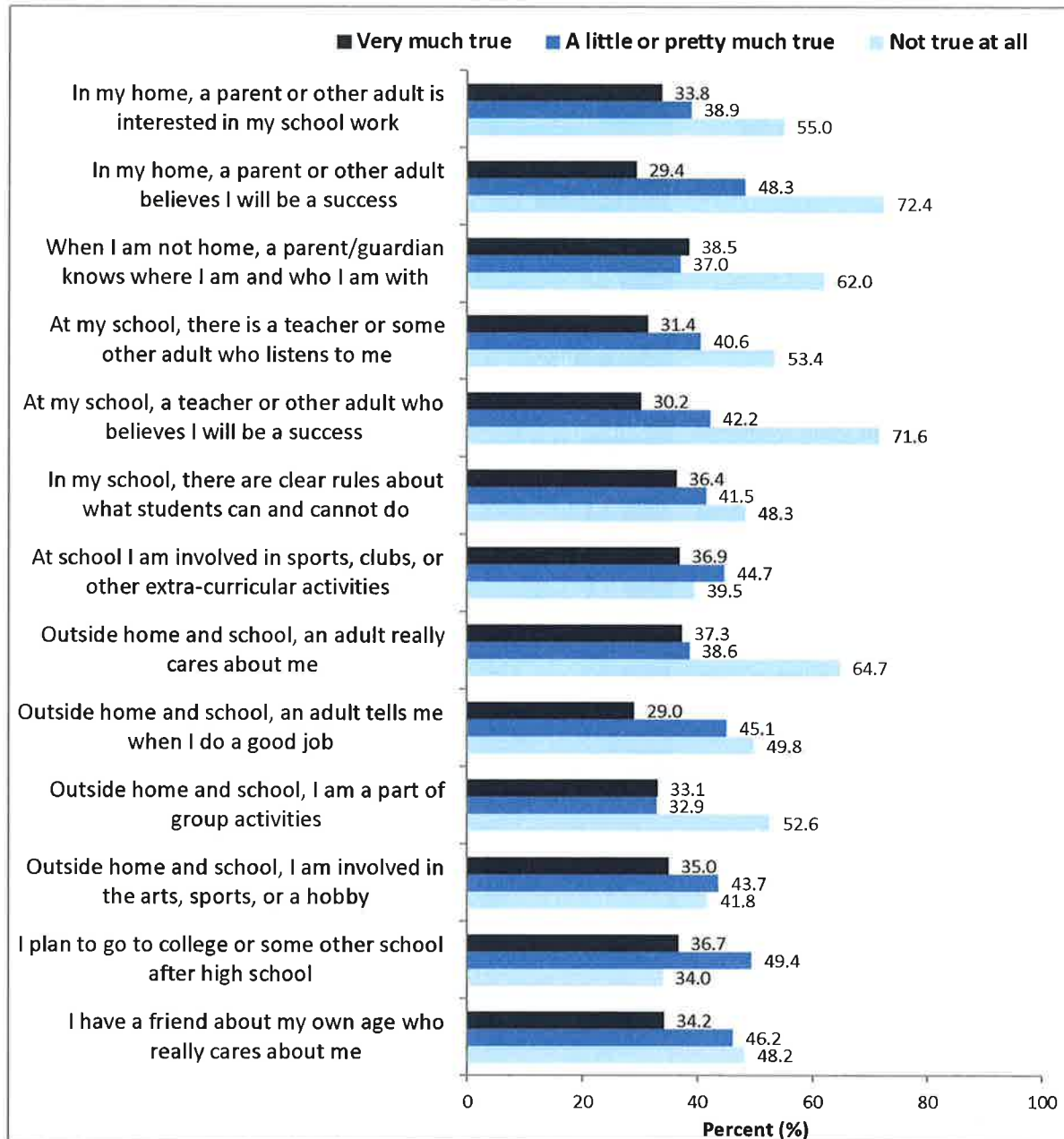
**Physical fighting
by Selected Resiliency Factors
Luna County
Grades 9-12, 2013**



How to read this chart:

- Of those who said it was 'Very much true' that a parent or other adult was interested in their school work, 18.0% were in a physical fight.
- Of those who said it was 'A little or pretty much true' that a parent or other adult was interested in their school work, 21.1% were in a physical fight.
- Of those who said it was 'Not true at all' that a parent or other adult was interested in their school work, 56.0% were in a physical fight.

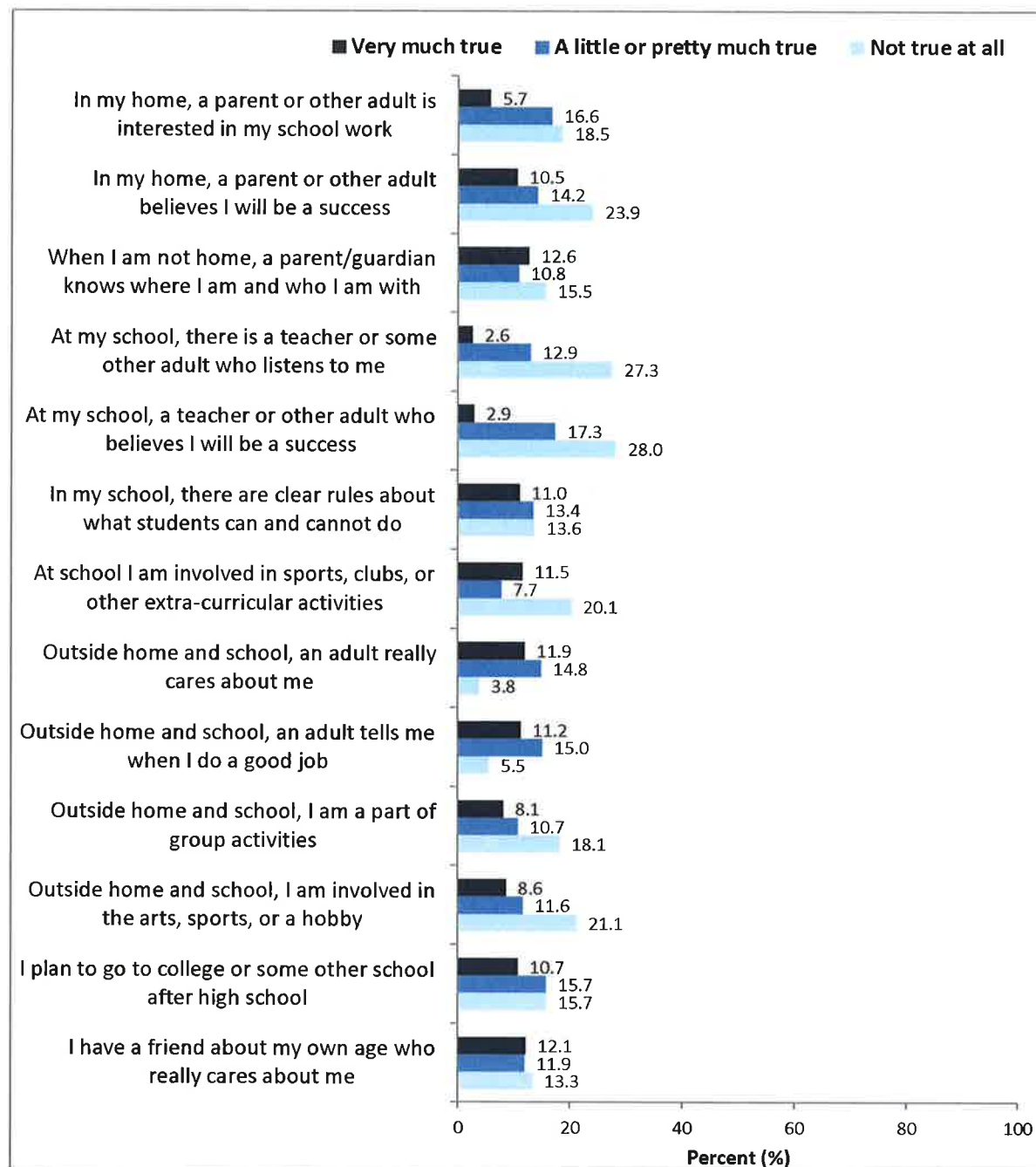
**Feelings of sadness or hopelessness
by Selected Resiliency Factors
Luna County
Grades 9-12, 2013**



How to read this chart:

- Of those who said it was 'Very much true' that a parent or other adult was interested in their school work, 33.8% felt sadness or hopelessness.
- Of those who said it was 'A little or pretty much true' that a parent or other adult was interested in their school work, 38.9% felt sadness or hopelessness.
- Of those who said it was 'Not true at all' that a parent or other adult was interested in their school work, 55.0% felt sadness or hopelessness.

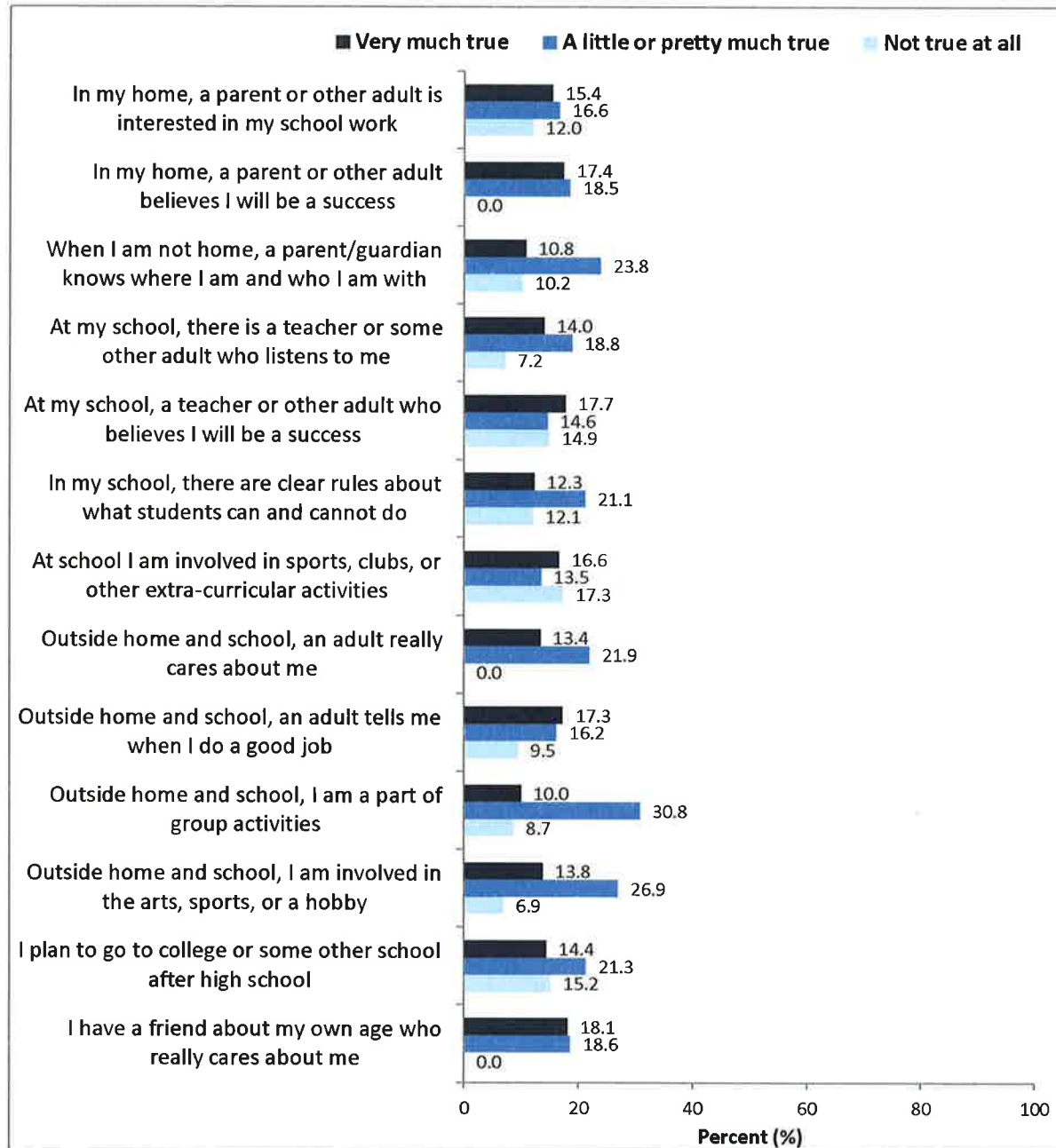
**Current cigarette smoking
by Selected Resiliency Factors
Luna County
Grades 9-12, 2013**



How to read this chart:

- Of those who said it was 'Very much true' that a parent or other adult was interested in their school work, 5.7% were current cigarette smokers.
- Of those who said it was 'A little or pretty much true' that a parent or other adult was interested in their school work, 16.6% were current cigarette smokers.
- Of those who said it was 'Not true at all' that a parent or other adult was interested in their school work, 18.5% were current cigarette smokers.

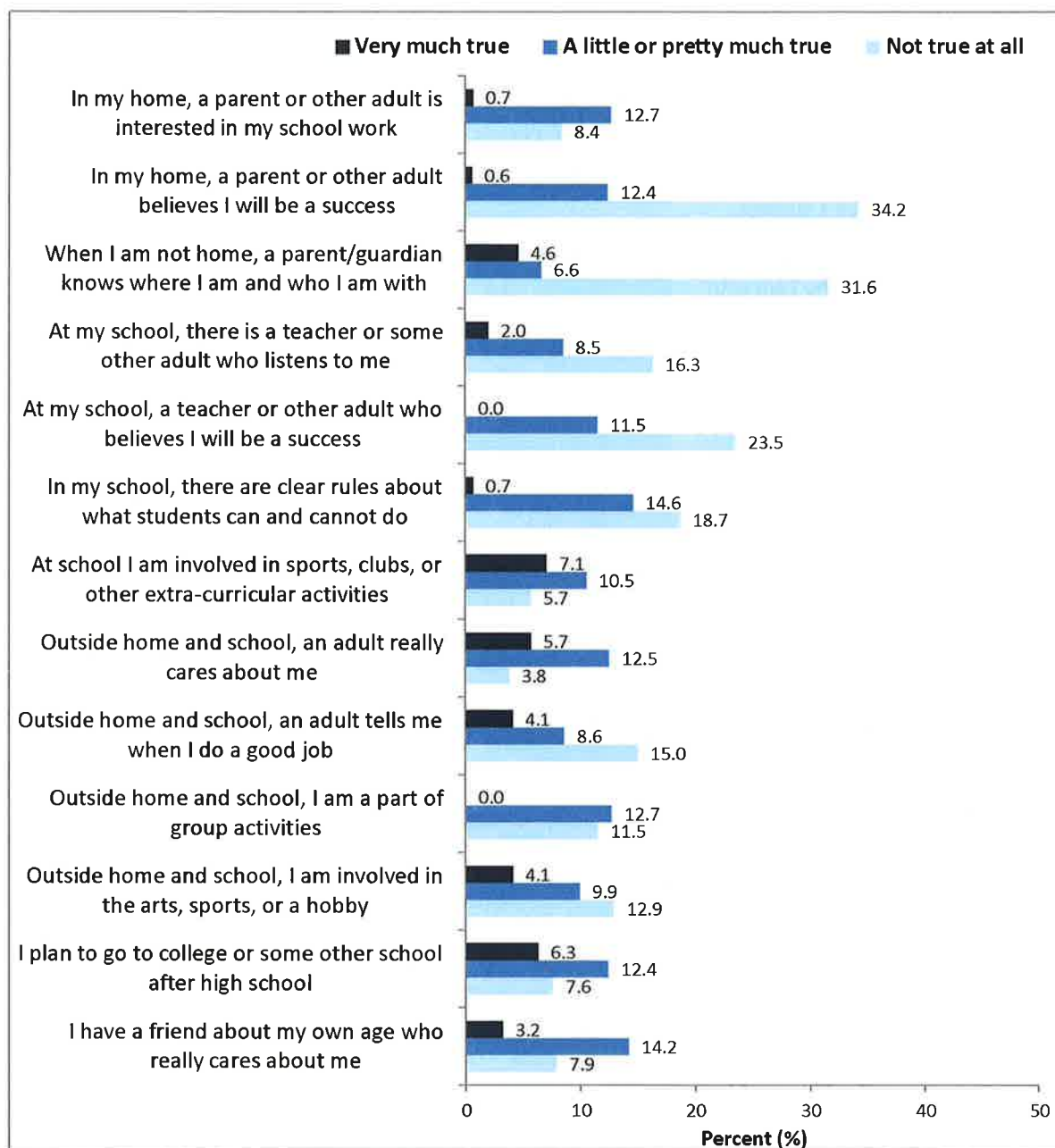
Drinking and driving
by Selected Resiliency Factors
Luna County
Grades 9-12, 2013



How to read this chart:

- Of those who said it was 'Very much true' that a parent or other adult was interested in their school work, 15.4% drove when they had been drinking.
- Of those who said it was 'A little or pretty much true' that a parent or other adult was interested in their school work, 16.6% drove when they had been drinking.
- Of those who said it was 'Not true at all' that a parent or other adult was interested in their school work, 12.0% drove when they had been drinking.

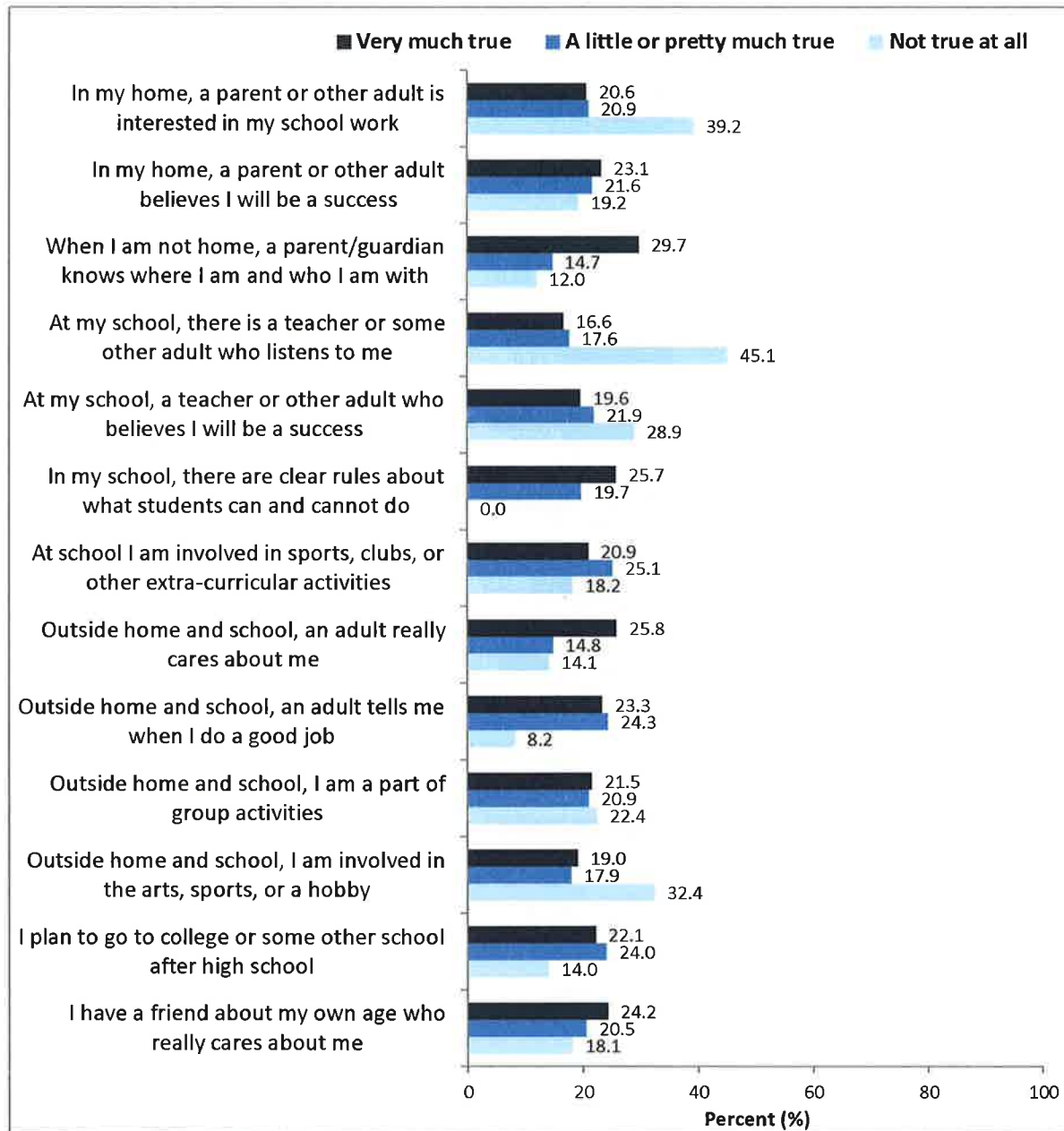
**Current cocaine use
by Selected Resiliency Factors
Luna County
Grades 9-12, 2013**



How to read this chart:

- Of those who said it was 'Very much true' that a parent or other adult was interested in their school work, 0.7% used cocaine.
- Of those who said it was 'A little or pretty much true' that a parent or other adult was interested in their school work, 12.7% used cocaine.
- Of those who said it was 'Not true at all' that a parent or other adult was interested in their school work, 8.4% used cocaine.

**Overweight or obese
by Selected Resiliency Factors
Luna County
Grades 9-12, 2013**

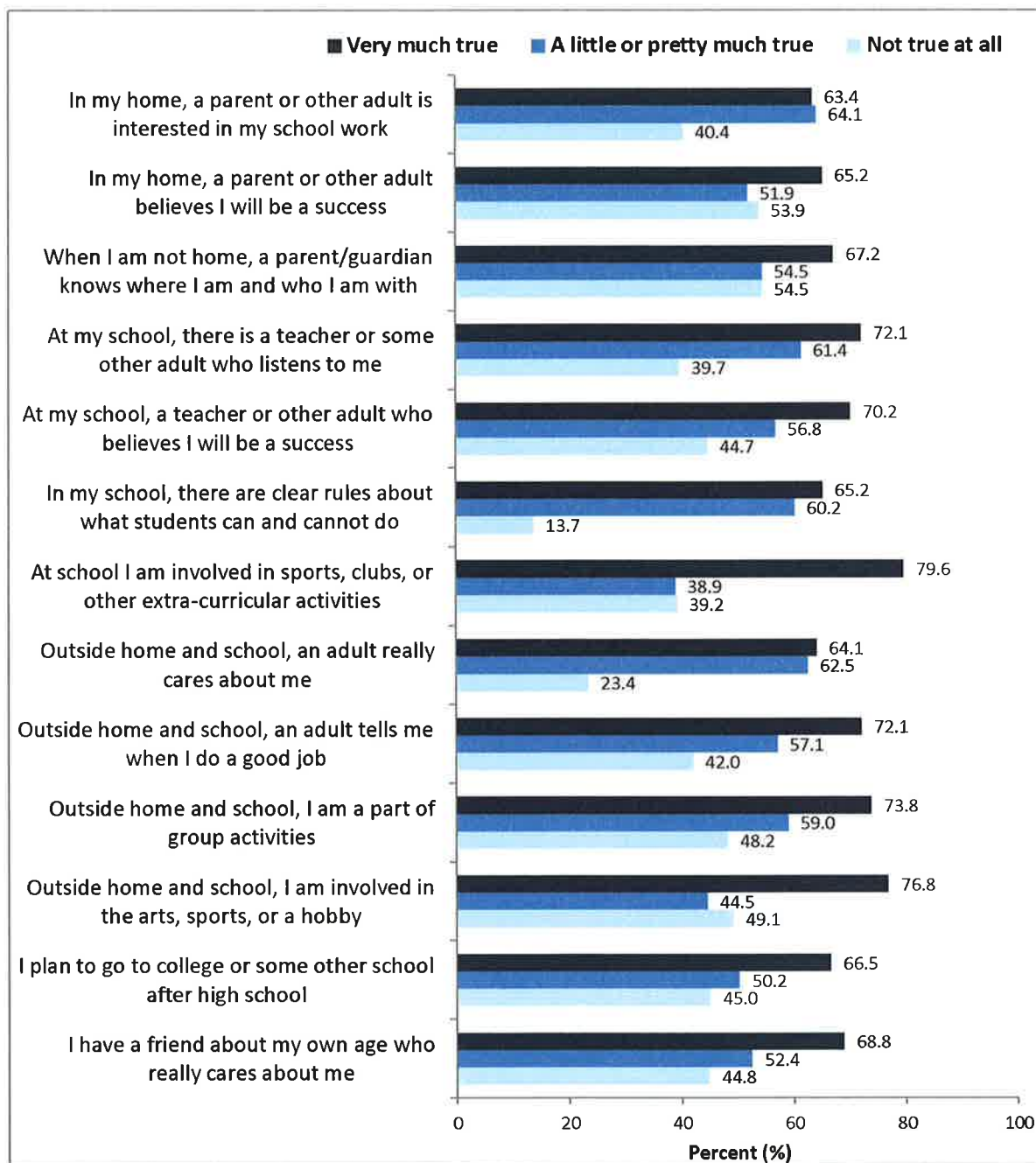


How to read this chart:

- Of those who said it was 'Very much true' that a parent or other adult was interested in their school work, 20.6% were overweight or obese.
- Of those who said it was 'A little or pretty much true' that a parent or other adult was interested in their school work, 20.9% were overweight or obese.
- Of those who said it was 'Not true at all' that a parent or other adult was interested in their school work, 39.2% were overweight or obese.

LUNA COUNTY-NM
ANDREA RODRIGUEZ, CLERK
201504183
84 of 211
12/10/2015 04:33:56 PM
BY MARIA

**Physically active 5 of the past 7 days
by Selected Resiliency Factors
Luna County
Grades 9-12, 2013**



How to read this chart:

- Of those who said it was 'Very much true' that a parent or other adult was interested in their school work, 63.4% engaged in daily physical activity on 5 of the past 7 days.
- Of those who said it was 'A little or pretty much true' that a parent or other adult was interested in their school work, 64.1% engaged in daily physical activity on 5 of the past 7 days.
- Of those who said it was 'Not true at all' that a parent or other adult was interested in their school work, 40.4% engaged in daily physical activity on 5 of the past 7 days.

Appendix A

Questionnaire with Results

LUNA COUNTY-NM
ANDREA RODRIGUEZ, CLERK
201504183
88 of 211
12/10/2015 04:33:56 PM
BY MARIA

	<u>Weighted</u> <u>Mean</u>	
6. How tall are you without your shoes on?		
Mean height in meters -	1.67	
Mean height in feet and inches -	5'6"	
7. How much do you weigh without your shoes on?		
Mean weight in kilograms -	64	
Mean weight in pounds -	140	
	<u>Weighted</u> <u>%</u>	<u>95%</u> <u>Confidence</u> <u>Interval</u>
8. Which one of these groups best describes you? (Select only one response.)		
A. American Indian or Alaska Native	2.5	(1.0-6.4)
B. Asian	0.3	(0.0-2.1)
C. Black or African American	2.9	(1.0-8.4)
D. Hispanic or Latino	73.7	(64.4-81.3)
E. Native Hawaiian or Other Pacific Islander	0.0	(.-)
F. White	20.5	(13.9-29.3)
9. What is the highest level of schooling your mother completed?		
A. Completed grade school or less	6.1	(2.8-12.8)
B. Some high school	20.8	(15.3-27.8)
C. Completed high school	18.9	(15.0-23.4)
D. Some college	18.6	(10.8-30.0)
E. Completed college	12.6	(9.3-17.0)
F. Graduate or professional school	2.2	(0.6-7.2)
G. Not sure	20.8	(14.8-28.5)
10. What is the highest level of schooling your father completed?		
A. Completed grade school or less	10.2	(6.4-15.8)
B. Some high school	14.4	(10.1-20.0)
C. Completed high school	23.4	(16.7-31.8)
D. Some college	8.6	(4.1-16.9)
E. Completed college	12.5	(8.3-18.6)
F. Graduate or professional school	4.8	(1.8-12.0)
G. Not sure	26.2	(18.5-35.6)

LUNA COUNTY-NM
 ANDREA RODRIGUEZ, CLERK
 201504183
 98 of 211
 12/10/2015 04:33:56 PM
 BY MARIA

	<u>Weighted</u>	<u>95% Confidence</u>
	<u>%</u>	<u>Interval</u>
16. During the past 30 days, on how many days did you text or e-mail while driving a car or other vehicle?		
A. I did not drive a car or other vehicle during the past 30 days	22.5	(16.5-29.9)
B. 0 days	40.2	(31.2-49.9)
C. 1 or 2 days	11.2	(7.4-16.7)
D. 3 to 5 days	7.2	(3.7-13.4)
E. 6 to 9 days	4.7	(2.2-9.6)
F. 10 to 19 days	9.0	(5.0-15.6)
G. 20 to 29 days	1.6	(0.4-5.4)
H. All 30 days	3.7	(1.7-8.0)
17. Is there a gun in your home?		
A. Yes	53.8	(44.0-63.2)
B. No	34.9	(28.2-42.2)
C. Not sure	11.4	(7.1-17.7)
Violence-Related Behaviors		
The next 9 questions ask about violence-related behaviors.		
18. During the past 30 days, on how many days did you carry a weapon such as a gun, knife, or club?		
A. 0 days	74.9	(69.2-79.8)
B. 1 day	3.8	(1.4-9.8)
C. 2 or 3 days	6.0	(3.4-10.3)
D. 4 or 5 days	5.8	(2.5-13.0)
E. 6 or more days	9.5	(5.1-17.0)
19. During the past 30 days, on how many days did you carry a gun?		
A. 0 days	88.2	(82.7-92.2)
B. 1 day	4.1	(1.5-10.8)
C. 2 or 3 days	3.6	(1.4-8.9)
D. 4 or 5 days	2.0	(0.6-6.4)
E. 6 or more days	2.0	(0.5-8.3)
20. During the past 30 days, on how many days did you carry a weapon such as a gun, knife, or club on school property?		
A. 0 days	92.2	(85.5-96.0)
B. 1 day	2.4	(0.8-6.7)
C. 2 or 3 days	1.1	(0.4-2.9)
D. 4 or 5 days	1.3	(0.2-7.9)
E. 6 or more days	3.0	(0.7-11.6)
21. During the past 30 days, on how many days did you not go to school because you felt you would be unsafe at school or on your way to or from school?		
A. 0 days	90.5	(81.6-95.4)
B. 1 day	3.8	(1.5-9.5)
C. 2 or 3 days	4.1	(1.3-11.7)
D. 4 or 5 days	0.8	(0.3-2.4)
E. 6 or more days	0.7	(0.1-5.1)

LUNA COUNTY-NM
 ANDREA RODRIGUEZ, CLERK
 201504183
 92 of 211
 12/10/2015 04:33:56 PM
 BY MARIA

Bullying

The next 2 questions ask about bullying. Bullying is when 1 or more students tease, threaten, spread rumors about, hit, shove, or hurt another student over and over again. It is not bullying when 2 students of about the same strength or power argue or fight or tease each other in a friendly way.

27. During the past 12 months, have you ever been bullied on school property?

A. Yes	21.2	(16.6-26.7)
B. No	78.8	(73.3-83.4)

28. During the past 12 months, have you ever been electronically bullied? (Count being bullied through e-mail, chat rooms, instant messaging, Web sites, or texting.)

A. Yes	16.0	(13.0-19.5)
B. No	84.0	(80.5-87.0)

The next question asks about hurting yourself on purpose.

29. During the past 12 months, how many times did you do something to purposely hurt yourself without wanting to die, such as cutting or burning yourself on purpose?

A. 0 times	80.2	(73.8-85.3)
B. 1 time	6.0	(3.0-11.7)
C. 2 or 3 times	4.3	(2.2-8.1)
D. 4 or 5 times	4.4	(2.1-8.8)
E. 6 or more times	5.1	(2.7-9.5)

Sadness and Attempted Suicide

The next 5 questions ask about sad feelings and attempted suicide. Sometimes people feel so depressed about the future that they may consider attempting suicide, that is, taking some action to end their own lives.

30. During the past 12 months, did you ever feel so sad or hopeless almost every day for two weeks or more in a row that you stopped doing some usual activities?

A. Yes	37.7	(29.4-46.8)
B. No	62.3	(53.2-70.6)

31. During the past 12 months, did you ever seriously consider attempting suicide?

A. Yes	18.7	(13.9-24.6)
B. No	81.3	(75.4-86.1)

32. During the past 12 months, did you make a plan about how you would attempt suicide?

A. Yes	19.1	(13.8-25.9)
B. No	80.9	(74.1-86.2)

LUNA COUNTY-NM
ANDREA RODRIGUEZ, CLERK
201504183
94 of 211
12/10/2015 04:33:56 PM
BY MARIA

	<u>Weighted</u> <u>%</u>	<u>95%</u> <u>Confidence</u> <u>Interval</u>
39. During the past 30 days, how did you usually get your own cigarettes? (Select only one response.)		
A. I did not smoke cigarettes during the past 30 days	86.7	(77.0-92.7)
B. I bought them in a store such as a convenience store, supermarket, discount store, or gas station	2.2	(0.3-14.2)
C. I bought them from a vending machine	0.0	(.-.)
D. I gave someone else money to buy them for me	1.7	(0.3-8.4)
E. I borrowed (or bummed) them from someone else	3.9	(1.7-8.9)
F. A person 18 years old or older gave them to me	1.1	(0.4-3.0)
G. I took them from a store or family member	0.6	(0.2-2.1)
H. I got them some other way	3.8	(1.7-8.2)
40. During the past 30 days, on how many days did you smoke cigarettes on school property?		
A. 0 days	97.2	(95.2-98.3)
B. 1 or 2 days	0.8	(0.2-2.7)
C. 3 to 5 days	0.3	(0.0-2.0)
D. 6 to 9 days	0.6	(0.2-2.6)
E. 10 to 19 days	0.3	(0.0-2.0)
F. 20 to 29 days	0.0	(.-.)
G. All 30 days	0.8	(0.3-2.3)
41. During the past 12 months, did you ever try to quit smoking cigarettes?		
A. I did not smoke during the past 12 months	75.8	(62.3-85.6)
B. Yes	10.5	(6.3-17.0)
C. No	13.7	(6.5-26.4)
42. During the past 30 days, on how many days did you use chewing tobacco, snuff, or dip, such as Redman, Levi Garrett, Beechnut, Skoal, Skoal Bandits, or Copenhagen?		
A. 0 days	78.4	(70.4-84.8)
B. 1 or 2 days	9.1	(6.0-13.7)
C. 3 to 5 days	1.2	(0.6-2.6)
D. 6 to 9 days	2.9	(1.1-7.3)
E. 10 to 19 days	1.1	(0.4-2.8)
F. 20 to 29 days	2.4	(0.9-6.1)
G. All 30 days	4.8	(2.3-9.8)
43. During the past 30 days, on how many days did you smoke cigars, cigarillos, or little cigars?		
A. 0 days	83.7	(73.9-90.3)
B. 1 or 2 days	6.8	(2.9-15.2)
C. 3 to 5 days	4.9	(2.0-11.5)
D. 6 to 9 days	1.7	(0.5-5.4)
E. 10 to 19 days	1.5	(0.5-3.9)
F. 20 to 29 days	0.3	(0.0-2.0)
G. All 30 days	1.2	(0.5-2.5)

LUNA COUNTY-NM
 ANDREA RODRIGUEZ, CLERK
 201504183
 96 of 211
 12/10/2015 04:33:56 PM
 BY MARIA

	<u>Weighted</u>	<u>95% Confidence</u>
	<u>%</u>	<u>Interval</u>
48. During the past 30 days, on how many days did you have 5 or more drinks of alcohol in a row, that is, within a couple of hours?		
A. 0 days	69.3	(60.1-77.2)
B. 1 day	11.2	(6.4-18.8)
C. 2 days	7.5	(4.9-11.2)
D. 3 to 5 days	9.1	(4.4-17.9)
E. 6 to 9 days	1.8	(0.5-6.3)
F. 10 to 19 days	1.2	(0.3-4.1)
G. 20 or more days	0.0	(.-.)
49. During the past 30 days, what is the largest number of alcoholic drinks you had in a row, that is, within a couple of hours?		
A. I did not drink alcohol during the past 30 days	58.3	(48.9-67.2)
B. 1 or 2 drinks	7.6	(3.5-15.7)
C. 3 drinks	3.7	(1.7-7.9)
D. 4 drinks	11.1	(6.4-18.6)
E. 5 drinks	5.3	(2.1-12.6)
F. 6 or 7 drinks	5.0	(1.9-12.5)
G. 8 or 9 drinks	0.7	(0.2-2.5)
H. 10 or more drinks	8.4	(5.0-13.8)
50. During the past 30 days, how did you usually get the alcohol you drank?		
A. I did not drink alcohol during the past 30 days	58.5	(50.0-66.5)
B. I bought it in a store such as a liquor store, convenience store, supermarket, discount store, or gas station	3.2	(1.0-9.7)
C. I bought it at a restaurant, bar, or club	4.4	(1.9-9.6)
D. I bought it at a public event such as a concert or sporting event	0.3	(0.0-2.4)
E. I gave someone else money to buy it for me	7.3	(3.0-16.6)
F. Someone gave it to me	15.6	(10.8-21.8)
G. I took it from a store or family member	2.2	(0.9-5.7)
H. I got it some other way	8.5	(5.9-12.0)
51. During the past 30 days, where did you usually drink alcohol? (Select only one response.)		
A. I did not drink alcohol during the past 30 days	59.8	(51.1-68.0)
B. At my home	11.0	(7.0-16.8)
C. At another person's home	22.6	(16.2-30.5)
D. While riding in or driving a car or other vehicle	0.9	(0.2-3.7)
E. At a restaurant, bar, or club	3.4	(1.3-8.7)
F. At a public place such as a park, beach, or parking lot	0.3	(0.0-1.7)
G. At a public event such as a concert or sporting event	1.4	(0.2-9.5)
H. On school property	0.6	(0.2-2.5)

LUNA COUNTY-NM
 ANDREA RODRIGUEZ, CLERK
 201504183
 98 of 211
 12/10/2015 04:33:56 PM
 BY MARIA

	<u>Weighted</u>	<u>95% Confidence</u>
	<u>%</u>	<u>Interval</u>
56. During the past 30 days, how many times did you use synthetic marijuana (also called K2 or Spice)?		
A. 0 times	90.8	(84.3-94.8)
B. 1 or 2 times	3.0	(1.2-7.2)
C. 3 to 9 times	3.2	(1.0-9.8)
D. 10 to 19 times	2.4	(0.7-7.9)
E. 20 to 39 times	0.6	(0.1-4.0)
F. 40 or more times	0.0	(.-.)

Other Drugs

The next 15 questions ask about other drugs.

57. During your life, how many times have you used any form of cocaine, including powder, crack, or freebase?

A. 0 times	88.0	(82.1-92.1)
B. 1 or 2 times	5.2	(3.3-8.1)
C. 3 to 9 times	3.1	(1.3-7.4)
D. 10 to 19 times	0.8	(0.2-3.3)
E. 20 to 39 times	2.3	(0.6-8.2)
F. 40 or more times	0.7	(0.2-2.5)

58. During the past 30 days, how many times did you use any form of cocaine, including powder, crack, or freebase?

A. 0 times	92.7	(82.2-97.2)
B. 1 or 2 times	3.9	(1.0-14.0)
C. 3 to 9 times	1.7	(0.4-6.8)
D. 10 to 19 times	1.4	(0.5-4.0)
E. 20 to 39 times	0.0	(.-.)
F. 40 or more times	0.3	(0.0-2.1)

59. During the past 30 days, how many times did you sniff glue, breathe the contents of aerosol spray cans, or inhale any paints or sprays to get high?

A. 0 times	92.7	(85.9-96.4)
B. 1 or 2 times	2.0	(0.8-4.5)
C. 3 to 9 times	3.8	(1.5-9.4)
D. 10 to 19 times	1.2	(0.3-4.8)
E. 20 to 39 times	0.0	(.-.)
F. 40 or more times	0.3	(0.0-2.1)

60. During your life, how many times have you used heroin (also called smack, junk, or China White)?

A. 0 times	94.9	(88.6-97.8)
B. 1 or 2 times	2.5	(0.7-9.0)
C. 3 to 9 times	1.1	(0.1-8.3)
D. 10 to 19 times	0.5	(0.1-3.4)
E. 20 to 39 times	0.5	(0.1-2.1)
F. 40 or more times	0.6	(0.1-2.2)

LUNA COUNTY-NM
ANDREA RODRIGUEZ, CLERK
201504183
100 of 211
12/10/2015 04:33:56 PM
BY MARIA

66. During your life, how many times have you taken a prescription drug (such as OxyContin, Percocet, Vicodin, codeine, Adderall, Ritalin, or Xanax) without a doctor's prescription?

	<u>Weighted</u> <u>%</u>	<u>95%</u> <u>Confidence</u> <u>Interval</u>
A. 0 times	79.4	(69.5-86.7)
B. 1 or 2 times	7.0	(4.6-10.6)
C. 3 to 9 times	6.3	(3.1-12.6)
D. 10 to 19 times	2.8	(1.0-7.5)
E. 20 to 39 times	1.6	(0.6-4.8)
F. 40 or more times	2.8	(0.8-9.4)

67. During the past 30 days, how many times did you use a pain killer to get high, like Vicodin, OxyContin (also called Oxy or OC), or Percocet (also called Percs)?

A. 0 times	91.6	(84.3-95.7)
B. 1 or 2 times	1.8	(0.7-4.1)
C. 3 to 9 times	4.2	(1.7-10.2)
D. 10 to 19 times	0.9	(0.2-4.2)
E. 20 to 39 times	0.7	(0.1-4.9)
F. 40 or more times	0.8	(0.2-3.4)

68. During your life, how many times have you used a needle to inject any illegal drug into your body?

A. 0 times	94.4	(88.2-97.4)
B. 1 time	2.4	(0.8-7.4)
C. 2 or more times	3.1	(1.2-8.3)

69. During the past 12 months, has anyone offered, sold, or given you an illegal drug on school property?

A. Yes	34.8	(28.0-42.4)
B. No	65.2	(57.6-72.0)

70. If you wanted to, how hard or easy would it be to get cocaine, LSD, methamphetamines, or other illegal drug?

A. Very hard	41.9	(34.5-49.8)
B. Sort of hard	13.9	(10.3-18.5)
C. Sort of easy	21.2	(17.3-25.8)
D. Very easy	22.9	(17.6-29.2)

71. How many adults have you known personally who, in the past year, have used marijuana, cocaine, or other drugs?

A. 0 adults	45.7	(35.9-55.9)
B. 1 adult	9.1	(5.0-16.0)
C. 2 adults	11.7	(7.9-16.8)
D. 3 or 4 adults	17.5	(13.2-22.9)
E. 5 or more adults	16.1	(9.9-25.0)

LUNA COUNTY-NM
ANDREA RODRIGUEZ, CLERK
201504183
102 of 211
12/10/2015 04:33:56 PM
BY MARIA

	<u>Weighted</u>	<u>95% Confidence</u>
	<u>%</u>	<u>Interval</u>
77. The last time you had sexual intercourse, what one method did you or your partner use to prevent pregnancy? (Select only one response.)		
A. I have never had sexual intercourse	56.4	(46.3-66.0)
B. No method was used to prevent pregnancy	8.8	(5.8-13.1)
C. Birth control pills	3.4	(1.1-9.9)
D. Condoms	22.9	(15.3-32.8)
E. An IUD (such as Mirena or ParaGard) or implant (such as Implanon or Nexplanon)	0.0	(.-)
F. A shot (such as Depo-Provera), patch (such as Ortho Evra), or birth control ring (such as NuvaRing)	0.0	(.-)
G. Withdrawal or some other method	6.8	(3.5-12.7)
H. Not sure	1.8	(0.6-5.2)
78. During your life, with whom have you had sexual contact?		
A. I have never had sexual contact	47.2	(39.6-55.0)
B. Females	27.8	(17.9-40.5)
C. Males	21.7	(14.9-30.5)
D. Females and males	3.2	(0.7-14.0)
79. Which of the following best describes you?		
A. Heterosexual (straight)	92.3	(86.3-95.8)
B. Gay or lesbian	2.5	(0.6-9.4)
C. Bisexual	4.0	(1.9-8.2)
D. Not sure	1.1	(0.4-3.0)

Body Weight

The next question asks about body weight.

80. During the past 30 days, did you vomit or take laxatives to lose weight or to keep from gaining weight?

A. Yes	12.4	(8.1-18.6)
B. No	87.6	(81.4-91.9)

Food

The next 8 questions ask about food you ate or drank during the past 7 days. Think about all the meals and snacks you had from the time you got up until you went to bed. Be sure to include food you ate at home, at school, at restaurants, or any where else.

81. During the past 7 days, how many times did you drink 100% fruit juices such as orange juice, apple juice, or grape juice? (Do not count punch, Kool-Aid, sports drinks, or other fruit-flavored drinks.)

A. I did not drink 100% fruit juice during the past 7 days	31.7	(25.7-38.3)
B. 1 to 3 times during the past 7 days	36.9	(30.1-44.2)
C. 4 to 6 times during the past 7 days	13.0	(9.9-16.9)
D. 1 time per day	4.8	(2.6-8.5)
E. 2 times per day	2.8	(0.9-7.8)
F. 3 times per day	4.5	(1.9-10.0)
G. 4 or more times per day	6.4	(3.4-11.6)

LUNA COUNTY-NM
ANDREA RODRIGUEZ, CLERK
201504183
104 of 211
12/10/2015 04:33:56 PM
BY MARIA

	<u>Weighted</u>	<u>95% Confidence</u>
	<u>%</u>	<u>Interval</u>
87. During the past 7 days, how many times did you drink a can, bottle, or glass of soda or pop, such as Coke, Pepsi, or Sprite? (Do not count diet soda or diet pop.)		
A. I did not drink soda or pop during the past 7 days	19.3	(12.3-28.9)
B. 1 to 3 times during the past 7 days	41.8	(31.8-52.5)
C. 4 to 6 times during the past 7 days	15.8	(10.7-22.7)
D. 1 time per day	10.1	(5.6-17.4)
E. 2 times per day	6.9	(3.9-11.7)
F. 3 times per day	2.6	(0.6-10.8)
G. 4 or more times per day	3.5	(1.2-10.3)
88. During the past 7 days, on how many days did you eat breakfast?		
A. 0 days	17.8	(13.3-23.6)
B. 1 day	8.0	(4.6-13.5)
C. 2 days	7.4	(4.3-12.4)
D. 3 days	10.8	(7.0-16.2)
E. 4 days	5.7	(3.1-10.1)
F. 5 days	9.2	(4.6-17.7)
G. 6 days	6.9	(2.6-16.9)
H. 7 days	34.2	(26.0-43.5)

Physical Activity

The next 4 questions ask about physical activity.

89. During the past 7 days, on how many days were you physically active for a total of at least 60 minutes per day? (Add up all the time you spent in any kind of physical activity that increased your heart rate and made you breathe hard some of the time.)

A. 0 days	12.9	(7.6-21.1)
B. 1 day	4.7	(2.5-8.7)
C. 2 days	9.8	(6.1-15.4)
D. 3 days	4.8	(3.1-7.4)
E. 4 days	7.9	(5.7-10.8)
F. 5 days	18.0	(11.4-27.3)
G. 6 days	5.7	(2.5-12.5)
H. 7 days	36.0	(27.3-45.8)

90. On an average school day, how many hours do you watch TV?

A. I do not watch TV on an average school day	13.3	(9.0-19.2)
B. Less than 1 hour per day	18.4	(14.4-23.1)
C. 1 hour per day	17.3	(12.5-23.4)
D. 2 hours per day	19.7	(12.7-29.1)
E. 3 hours per day	17.8	(11.2-27.2)
F. 4 hours per day	8.0	(4.0-15.4)
G. 5 or more hours per day	5.6	(3.0-10.0)

LUNA COUNTY-NM
ANDREA RODRIGUEZ, CLERK
201504183
106 of 211
12/18/2015 04:33:56 PM
BY MARIA

You and Your Family

The next 3 questions ask for some information about you and your family.

97. How often do you speak a language other than English at home?

A. Never	31.0	(20.5-43.9)
B. Less than half the time	21.1	(14.1-30.3)
C. About half the time	15.5	(9.9-23.5)
D. More than half the time but not all of the time	13.0	(6.8-23.5)
E. All of the time	19.3	(14.7-25.0)

98. Were you born in the USA?

A. Yes	85.8	(73.4-92.9)
B. No	14.2	(7.1-26.6)

99. Do you have enough food to eat, sometimes not enough to eat, or often not enough to eat?

A. Enough food to eat	87.0	(76.8-93.1)
B. Sometimes not enough to eat	10.2	(5.5-18.0)
C. Often not enough to eat	2.9	(1.0-7.9)

Resiliency Factors

The next questions ask about your family, your school, other adults, your friends, and yourself. How true do you feel the following statements are for you?

100. In my home, there is a parent or some other adult who is interested in my school work.

A. Not true at all	14.2	(8.8-22.0)
B. A little true	16.6	(10.1-25.9)
C. Pretty much true	26.6	(22.1-31.7)
D. Very much true	42.7	(31.6-54.6)

101. In my home, there is a parent or some other adult who believes that I will be a success.

A. Not true at all	8.2	(4.5-14.5)
B. A little true	11.3	(6.8-18.4)
C. Pretty much true	20.3	(14.8-27.1)
D. Very much true	60.2	(51.4-68.4)

102. At my school, there is a teacher or some other adult who listens to me when I have something to say.

A. Not true at all	15.8	(8.3-27.8)
B. A little true	21.5	(16.4-27.7)
C. Pretty much true	32.3	(26.2-38.9)
D. Very much true	30.5	(23.1-39.0)

LUNA COUNTY-NM
ANDREA RODRIGUEZ, CLERK
201504183
108 of 211
12/10/2015 04:33:56 PM
BY MARIA

	<u>Weighted</u>	<u>95% Confidence</u>
	<u>%</u>	<u>Interval</u>
110. At school I am involved in sports, clubs, or other extra-curricular activities (such as band, cheerleading, or student council).		
A. Not true at all	18.5	(13.9-24.2)
B. A little true	12.6	(8.3-18.7)
C. Pretty much true	14.9	(10.7-20.4)
D. Very much true	54.0	(46.4-61.5)
111. Outside of my home and school, I am a part of clubs, sports teams, church/temple, or other group activities.		
A. Not true at all	32.5	(25.5-40.2)
B. A little true	9.3	(5.8-14.6)
C. Pretty much true	23.6	(15.0-35.0)
D. Very much true	34.7	(26.7-43.6)
112. Outside of my home and school, I am involved in music, art, literature, sports, or a hobby.		
A. Not true at all	23.0	(18.2-28.5)
B. A little true	16.7	(11.6-23.6)
C. Pretty much true	13.9	(9.6-19.8)
D. Very much true	46.4	(36.1-57.0)
113. My friends get into a lot of trouble.		
A. Not true at all	39.9	(30.0-50.6)
B. A little true	39.6	(29.2-51.0)
C. Pretty much true	11.2	(6.4-19.0)
D. Very much true	9.3	(4.9-16.8)
114. During the past 30 days, how many days of school did you miss classes or school without permission?		
A. 0 days	39.2	(30.5-48.6)
B. 1 or 2 days	21.1	(16.6-26.6)
C. 3 to 5 days	16.2	(11.0-23.1)
D. 6 to 9 days	11.1	(6.2-19.2)
E. 10 or more days	12.4	(7.7-19.4)

LUNA COUNTY-NM
ANDREA RODRIGUEZ, CLERK
201504183

110 of 211
12/10/2015 04:33:56 PM
BY MARIA

Appendix B: About this Report

This report contains results from the 2013 New Mexico High School Youth Risk and Resiliency Survey (YRRS). The YRRS is a statewide survey of public school students in middle schools and high schools throughout New Mexico. Statewide and county level results are available at www.YouthRisk.org and nmhealth.org/go/youth. In addition, school district reports have been prepared for each participating school district and have been distributed to school district offices. School districts are encouraged to reproduce and share these reports with community groups concerned with prevention and health promotion. School district level results will not be released without express permission of the school district superintendent. Forms for requesting school district data are available at www.YouthRisk.org. Together, these documents comprise a useful tool for those working on youth-related issues at the state and local level.

The YRRS is organized into two major content areas: risk behaviors and protective (resiliency) factors. Risk behaviors include behaviors associated with unintentional injury, violence, mental health, tobacco use, alcohol use, drug use, sexual activity, physical activity, and nutrition. Protective or resiliency factors are measures of the positive and supportive relationships, experiences, activities, resources and values that encourage healthy youth development. Resiliency factors and related traits include caring and supportive relationships in the family, school, community and with peers; boundaries set by the family and school; positive peer support; meaningful participation and constructive use of time in school and outside of school.

Using the Report

The main section of this report consists of a series of charts illustrating results from the 2013 YRRS. Risk behaviors are organized into modules by topic area, with each module starting with one or more line charts demonstrating change in behaviors over the years of the survey. The line charts are followed by a set of bar charts showing a comparison of risk behaviors between the state and the county or school district, a comparison between boys and girls within the county or school district, and a comparison by grade level within the county or school district. For counties or school districts with very few numbers or that haven't participated consistently in the YRRS, some of these charts may be omitted.

The charts about risk behaviors are followed by two sets of charts about resiliency/protective factors. The first of these two sections compares the state rate for each resiliency factor to the the county or school district rate. The second section illustrates the relationship between risk behaviors and protective factors. This section consists of a set of bar charts, each showing the prevalence of a particular risk behavior for students with varying levels of selected protective factors.

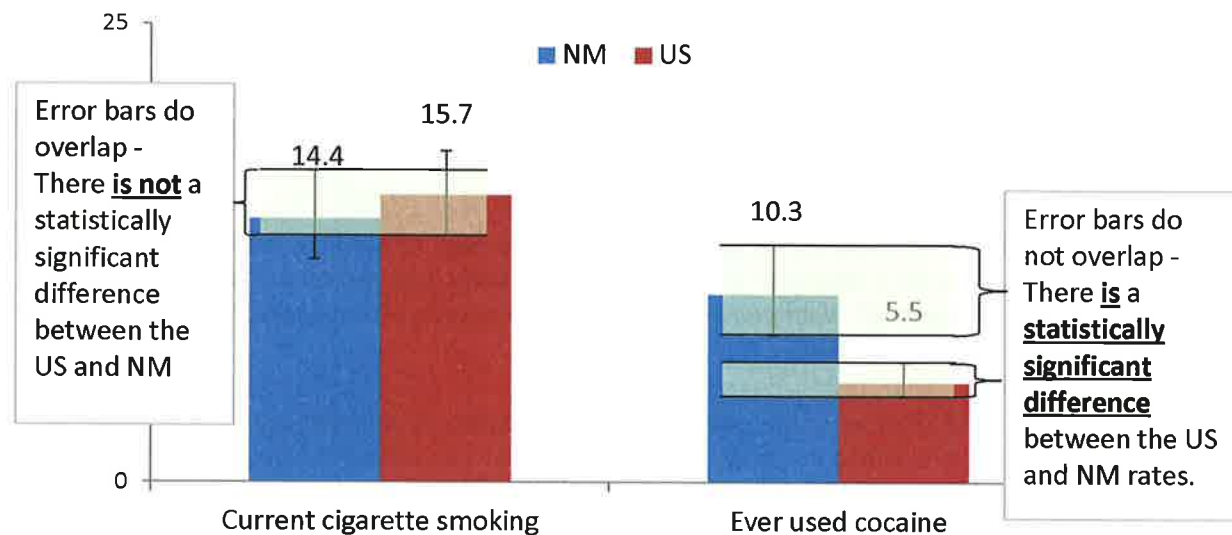
Understanding the Charts - and a Word about Error Bars

The bar charts in this report present the percentage of students who reported engaging in any given risk behavior or who reported having any given protective factor. The height of the bars conveys the percentage of students reporting each trait, and provides a quick visual comparison between different groups of students reporting that trait. A label for each bar presents the actual percentage of students who reported each trait. For instance, the chart on page 21, Unintentional Injury, shows that 7.6% of students in New Mexico rarely or never wore seatbelts, while 11.5% of students in Luna County rarely or never wore seatbelts.

How does knowing the upper and lower limits of our error bars help us? While it appears at first glance that New Mexico has a lower prevalence of smoking than the United States (14.4% vs. 15.7%), a closer look at the error bars shows a more complicated picture. The error bars for the New Mexico estimate (12.2%–16.8%) and the US estimate (13.5%–18.1%) overlap. Because of this overlap, we do not have a high degree of confidence that the prevalence of smoking in New Mexico was actually different from the prevalence in the United States. In other words, the difference between the prevalence of smoking in New Mexico and the United States was not statistically significant.

For cocaine use it appears that New Mexico had a higher prevalence than the United States (10.3% vs. 5.5%). The error bar for New Mexico extends from 8.1% to 13.0%, and the error bar for the United States extends from 4.7% to 6.6%. Because the higher bound of the US error bar (6.6%) is lower than the lower bound of the NM error bar (10.3%), these error bars do not overlap. For cocaine use, we are confident in saying that the New Mexico prevalence was higher than the US prevalence. In other words, the difference between the prevalence of cocaine use in New Mexico and the United States was a statistically significant difference.

**Current Cocaine Use and Current Cigarette Smoking
Grades 9-12, NM & US, 2013**



For some small areas, error bars have been removed from this report. With small populations, the number of students sampled can approach the total student population. In these cases, error bars would have limited meaning because with a high percentage of students surveyed, there is less uncertainty around the estimates than error bars suggest.

LUNA COUNTY-NM
ANDREA RODRIGUEZ, CLERK
201504183
114 of 211
12/10/2015 04:33:56 PM
BY MARIA

Carried a weapon on school property

Answered '1day' or more to the question, *During the past 30 days, on how many days did you carry a weapon such as a gun, knife, or club on school property?*

Skipped school due to safety concerns

Answered '1day' or more to the question, *During the past 30 days, on how many days did you not go to school because you felt you would be unsafe at school or on your way to or from school?*

In a physical fight on school property

Answered '1 time' or more to the question, *During the past 12 months, how many times were you in a physical fight on school property?*

Mental Health

Non-suicidal self harm

Answered '1 time' or more to the question, *During the past 12 months, how many times did you do something to purposely hurt yourself without wanting to die, such as cutting or burning yourself on purpose?*

Felt sadness or hopelessness

Answered 'Yes' to the question, *During the past 12 months, did you ever feel so sad or hopeless almost every day for two weeks or more in a row that you stopped doing some usual activities?*

Seriously considered suicide

Answered 'Yes' to the question, *During the past 12 months, did you ever seriously consider attempting suicide?*

Made a suicide plan

Answered 'Yes' to the question, *During the past 12 months, did you make a plan about how you would attempt suicide?*

Attempted suicide

Answered '1 time' or more to the question, *During the past 12 months, how many times did you actually attempt suicide?*

Suicide attempt with injury

Answered 'Yes' to the question, *If you attempted suicide during the past 12 months, did any attempt result in an injury, poisoning, or overdose that had to be treated by a doctor or nurse?*

Tobacco Use: Cigarettes

Ever smoked cigarettes

Answered 'Yes' to the question, *Have you ever tried cigarette smoking, even one or two puffs?*

Smoked cigarettes before age 13

Answered '11 or 12 years old' or younger to the question, *How old were you when you smoked a whole cigarette for the first time?*

Current cigarette smoking (Smoked at least one cigarette in past 30 days)

Answered '1 or 2 days' or more to the question, *During the past 30 days, on how many days did you smoke cigarettes?*

Frequent cigarette smoking (Smoked at least 11 cigarettes per day)

Answered '20 to 29 days' or more to the question, *During the past 30 days, on how many days did you smoke cigarettes?*

Smoked cigarettes on school property

Answered '1 or 2 days' or more to the question, *During the past 30 days, on how many days did you smoke cigarettes on school property?*

LUNA COUNTY-NM
ANDREA RODRIGUEZ, CLERK
201504183
116 of 211
12/10/2015 04:33:56 PM
BY MARIA

First drink before age 13

Answered '11 or 12 years old or younger' to the question, *How old were you when you had your first drink of alcohol other than a few sips?*

Drank alcohol on school property

Answered '1 or 2 days' or more to the question, *During the past 30 days, on how many days did you have at least one drink of alcohol on school property?*

Rode with drinking driver

Answered '1 time' or more to the question, *During the past 30 days, how many times did you ride in a car or other vehicle driven by someone who had been drinking alcohol?*

Drinking and driving

Answered '1day' or more to the question, *During the past 30 days, how many times did you drive a car or other vehicle when you had been drinking alcohol?*

Marijuana Use

Ever used marijuana

Gave any response other than 'I have never tried marijuana' to the question, *How old were you when you tried marijuana for the first time?*

Current marijuana use

Answered '1 or 2 times' or more to the question, *During the past 30 days, how many times did you use marijuana?*

Tried marijuana before age 13

Answered '11 or 12 years old' or younger to the question, *How old were you when you tried marijuana for the first time?*

Other Drug Use

Current painkiller use to get high

Answered '1 or 2 times' or more to the question, *During the past 30 days, how many times did you use a pain killer to get high, like Vicodin, OxyContin (also called Oxy or OC), or Percocet (also called Percs)?*

Current inhalant use

Answered '1 or 2 times' or more to the question, *During the past 30 days, how many times have you sniffed glue, breathed the contents of aerosol spray cans, or inhaled any paints or sprays to get high?*

Current cocaine use

Answered '1 or 2 times' or more to the question, *During the past 30 days, how many times did you use any form of cocaine, including powder, crack, or freebase?*

Current ecstasy use

Answered '1 or 2 times' or more to the question, *During the past 30 days, how many times have you used ecstasy?*

Current methamphetamine use

Answered '1 or 2 times' or more to the question, *During the past 30 days, how many times have you used methamphetamines (also called speed, crystal, crank, or ice)?*

Current heroin use

Answered '1 or 2 times' or more to the question, *During the past 30 days, how many times have you used heroin (also called smack, junk, or China White)?*

LUNA COUNTY-NM
ANDREA RODRIGUEZ, CLERK
201504183

118 of 211
12/10/2015 04:33:56 PM
BY MARIA

Had sexual intercourse with four or more people

Answered '4 people' or more to the question, *During your life, with how many people have you had sexual intercourse?*

(among all students or among sexually active students, as noted)

Used alcohol or drugs before sex

Answered 'Yes' to the question, *Did you drink alcohol or use drugs before you had sexual intercourse the last time?*

Used condom

Answered 'Yes' to the question, *The last time you had sexual intercourse, did you or your partner use a condom?*

AMONG those who reported being "Sexually active" (see above)

Did not use condom

Answered 'No' to the question, *The last time you had sexual intercourse, did you or your partner use a condom?*

AMONG those who reported being "Sexually active" (see above)

Used reliable birth control method

Answered 'Birth control pills' or 'Depo-Provera (or any injectable birth control), Nuva Ring (or any birth control ring), Implanon (or any implant), or any IUD' to the question, *The last time you had sexual intercourse, what one method did you or your partner use to prevent pregnancy?*

AMONG those who reported being "Sexually active" (see above)

Used both a condom and reliable birth control

Reported using reliable birth control (see above)

AND used a condom at last sex (see above)

AMONG those who reported being "Sexually active" (see above)

Gender of sexual contact

Response to the question, *During your life, with whom have you had sexual contact?*

Lesbian, gay, or bisexual

Answered 'Gay or lesbian' or 'Bisexual' to the question, *Which of the following best describes you?*

Nutrition

Five servings of fruits and/or vegetables daily

Reported consuming five or more daily servings of fruit juice, fruit, green salad, potatoes, carrots, or other vegetables over the past 7 days.

Ate three or more vegetables per day

Reported consuming 3 or more daily servings of green salad, potatoes, carrots, or other vegetables.

Daily soda

Answered '1 time per day' or more to the question, *During the past 7 days, how many times did you drink a can, bottle, or glass of soda or pop, such as Coke, Pepsi, or Sprite? (Do not count diet soda or diet pop.)*

Body Weight

Note: Body Mass Index (BMI) was calculated from self reported height and weight.

Overweight

Greater than or equal to the 85th national BMI percentile for age and sex, and less than the 95th national BMI for age and sex, based on historical data.

Obese

Greater than or equal to the 95th national BMI percentile for age and sex, based on historical data.

Overweight or obese

Greater than or equal to the 85th national BMI percentile for age and sex, based on historical data.

Other Behaviors and Characteristics

Ever taught about HIV in school

Answered 'Yes' to the question, *Have you ever been taught about AIDS or HIV infection in school.*

Asthma

Answered 'Yes' the question, *Has a doctor or nurse ever told you that you have asthma?*

Long term physical disability

Answered 'Yes' the question, *Do you have any physical disabilities or long-term health problems? (Long-term means 6-months or more)*

Long term emotional problems or learning disabilities

Answered 'Yes' the question, *Do you have any long-term emotional problems or learning disabilities? (Long-term means 6-months or more)*

Resiliency/Protective Factors

Unless otherwise noted, responses in the resiliency/protective factor sections of this report refer to respondents who answered "Very much true" to the questionnaire item indicated.

LUNA COUNTY-NM
ANDREA RODRIGUEZ, CLERK
201504183
122 of 211
12/10/2015 04:33:56 PM
BY MARIA



LUNA COUNTY-NM
ANDREA RODRIGUEZ, CLERK
201504183
123 of 211
12/10/2015 04:33:56 PM
BY MARIA





New Mexico Youth Risk and Resiliency Survey (YRRS)
Middle School Survey Results
Luna County
Grades 6-8
2013

LUNA COUNTY-NM
ANDREA RODRIGUEZ, CLERK
201504183
124 of 211
12/10/2015 04:33:56 PM
BY MARIA

New Mexico Department of Health
New Mexico Public Education Department
UNM Prevention Research Center



ACKNOWLEDGEMENTS

This report is a product of the NM Youth Risk and Resiliency Survey (YRRS), a project that characterizes risk behaviors and resiliency/protective factors among New Mexico youth. The YRRS is a joint project of the New Mexico Department of Health (NMDOH) and the New Mexico Public Education Department (PED), with support and technical assistance from the University of New Mexico Prevention Research Center (UNM PRC); the Office of Substance Abuse Prevention, Behavioral Health Services Division (OSAP-BHSD); the Albuquerque Area Southwest Tribal Epidemiology Center (AASTECC); and the Division of Adolescent and School Health, Centers for Disease Control and Prevention (CDC-DASH). Gratitude is extended to the individuals listed below for their contribution toward developing and producing this report. (Individuals who served on the NM-YRRS 2013 Steering Committee are identified by an asterisk (*).)

NEW MEXICO DEPARTMENT OF HEALTH

Retta Ward, MPH, Cabinet Secretary, New Mexico Department of Health
Michael Landen, MD, MPH, State Epidemiologist and Director, Epidemiology and Response Division*
Toby Rosenblatt, Bureau Chief, Injury and Behavioral Epidemiology Bureau
Lori Zigich, MPH, Survey Section Manager, Injury and Behavioral Epidemiology Bureau*
Dan Green, MPH, Survey Epidemiologist, Injury and Behavioral Epidemiology Bureau*
James Padilla, MS, Tobacco Epidemiologist, Tobacco Use Prevention and Control Program*
James Farmer, MPH, Health Services Manager, Office of School and Adolescent Health*

NEW MEXICO PUBLIC EDUCATION DEPARTMENT

Hanna Skandera, Secretary of Education
Paul Aguilar, Deputy Secretary, Finance and Operations
Denise Koscielniak, Director, Federal Programs
Dean Hopper, Director, Coordinated School Health & Wellness Bureau
Cris Kimbrough, Deputy Director, Coordinated School Health & Wellness Bureau*
Gabrielle Abousleman, HIV/STI Prevention Education Coordinator, Coordinated School Health & Wellness Bureau

UNIVERSITY OF NEW MEXICO DIVISION FOR PREVENTION AND POPULATION SCIENCES, HEALTH EVALUATION AND RESEARCH TEAM

Linda J. Peñaloza, PhD, Associate Research Professor*
Laura Gutman, PhD, Multi-Media Development Specialist
Courtney FitzGerald, MSSW, LMSW, Associate Scientist II
Leona Woelk, MA, Associate Scientist II
José Canaca, MD, Associate Scientist I
Eric Chrisp, MS, Associate Scientist II

LUNA COUNTY-NM
ANDREA RODRIGUEZ, CLERK
201504183
126 of 211
12/10/2015 04:33:56 PM
BY MARIA

ALBUQUERQUE AREA SOUTHWEST TRIBAL EPIDEMIOLOGY CENTER

Kevin English, RPh, MPH, Director
Judith Espinoza, MPH, Epidemiologist*
Ophelia Spencer, Tribal Survey Coordinator

NEW MEXICO HUMAN SERVICES DEPARTMENT, BEHAVIORAL HEALTH SERVICES DIVISION

Karen Cheman, MPH, Prevention Staff Manager, Office of Substance Abuse Prevention *

Table of Contents

<u>Topic</u>	<u>Page</u>
Participation in Luna County	7
Risk Behaviors at a Glance	9
Charts	15
Personal Safety (Injury, Violence, and Bullying)	16
Mental Health	21
Tobacco Use and Exposure	23
Alcohol Use	27
Drug Use	31
Sexual Behavior	35
Weight Control	37
Physical Activity	39
Other Health Related Topics	43
Resiliency/Protective Factors	45
Relationship Between Selected Risk Behaviors and Resiliency/Protective Factors	49
Appendix A: Questionnaire with Results	61
Appendix B: About this Report	77
Risk Behavior and Resiliency/Protective Factor Definitions	81

For a discussion of statistical significance, see Appendix B: About this Report

LUNA COUNTY-NM
ANDREA RODRIGUEZ, CLERK
201504183
128 of 211
12/10/2015 04:33:56 PM
BY MARIA

New Mexico Youth Risk and Resiliency Survey
Participation in Luna County
Middle School (Grades 6-8)

The response rate for Luna County was 81%.

A high response rate produces survey results that are more representative of the student population. A response rate of at least 60% allows generalization of results to the entire student body. A response rate of 70% is excellent and allows a high degree of confidence in results. Response rates below 60% are considered low, and caution should be exercised in interpreting results. Low response rates indicate that the data may represent only students who participated in the survey and not necessarily the entire student body.

Profile of students surveyed

	<u>Number of students who responded</u>	<u>Percent (%)</u>
<u>Total</u>	263	(100%)
<u>Gender</u>		
Girls	132	(50.6%)
Boys	129	(49.4%)

Race/Ethnicity

(Totals may be more than 100% because respondents were allowed to choose multiple race/ethnicities)

American Indian or Alaska Native	26	(9.9)
Asian	4	(1.5)
Black or African-American	23	(8.7)
Hispanic	208	(79.1)
Native Hawaiian or Pacific Islander	3	(1.1)
White	125	(47.5)

Grade Level

6th	138	(53.1%)
7th	43	(16.5%)
8th	81	(47.6%)
Ungraded or other	1	(0.6%)

LUNA COUNTY-NM
ANDREA RODRIGUEZ, CLERK
201504183
130 of 211
12/10/2015 04:33:56 PM
BY MARIA

New Mexico Youth Risk and Resiliency Survey

Risk Behaviors at a Glance**Luna County and New Mexico****Middle School (Grades 6-8)**

Indicator	Luna County		New Mexico	
Personal Safety	%	(95% CI)	%	(95% CI)
Rarely or never wore a bicycle helmet (of those who rode a bicycle)	85.2	(78.6-90.0)	74.0	(68.8-78.6)
Rarely or never wore a seatbelt	7.5	(4.0-13.5)	5.7	(4.5-7.2)
Ever carried a weapon	29.9	(22.9-38.0)	32.0	(29.4-34.6)
Ever in a physical fight	47.1	(40.9-53.3)	45.8	(42.7-49.0)
Ever bullied on school property	43.0	(36.7-49.6)	46.0	(43.8-48.3)
Ever electronically bullied	15.6	(10.3-22.9)	18.6	(16.8-20.5)
Mental Health				
Ever thought about killing self	24.6	(18.0-32.6)	20.9	(19.0-23.0)
Ever planned to kill self	12.8	(8.8-18.2)	13.6	(11.9-15.6)
Ever tried to kill self	9.5	(6.3-14.0)	7.8	(6.8-8.9)
Tobacco Use				
Current cigarette smoking	5.6	(3.1-10.0)	4.6	(3.8-5.7)
Current cigar use	5.8	(3.8-8.8)	4.5	(3.5-5.9)
Current spit tobacco use	3.8	(1.6-8.4)	3.0	(2.4-3.8)
Exposed to second hand cigarette smoke	27.7	(17.0-41.7)	30.7	(27.5-34.1)
Alcohol Use				
Ever had a drink of alcohol	32.4	(20.5-47.1)	25.7	(22.4-29.2)
Current drinker	17.0	(10.0-27.4)	9.2	(7.8-11.0)
Binge drinker	6.0	(3.4-10.3)	3.9	(3.0-5.0)
First drink before age 11	15.2	(10.1-22.4)	11.9	(10.1-14.1)
Drug Use				
Ever used marijuana	11.8	(6.0-21.8)	15.7	(13.4-18.4)
Used marijuana before age 11	3.7	(2.1-6.6)	5.0	(3.9-6.5)
Current marijuana use	6.6	(3.5-12.1)	10.2	(8.6-12.2)
Ever used synthetic marijuana	7.5	(4.0-13.9)	7.3	(6.1-8.7)
Ever used cocaine	4.8	(2.3-9.6)	3.3	(2.7-4.1)
Ever used inhalants	10.7	(6.4-17.1)	9.3	(8.4-10.3)
Ever used prescription drugs without prescription	6.3	(4.6-8.5)	5.5	(4.8-6.2)
Ever used painkillers to get high	2.9	(0.9-8.8)	3.1	(2.6-3.6)

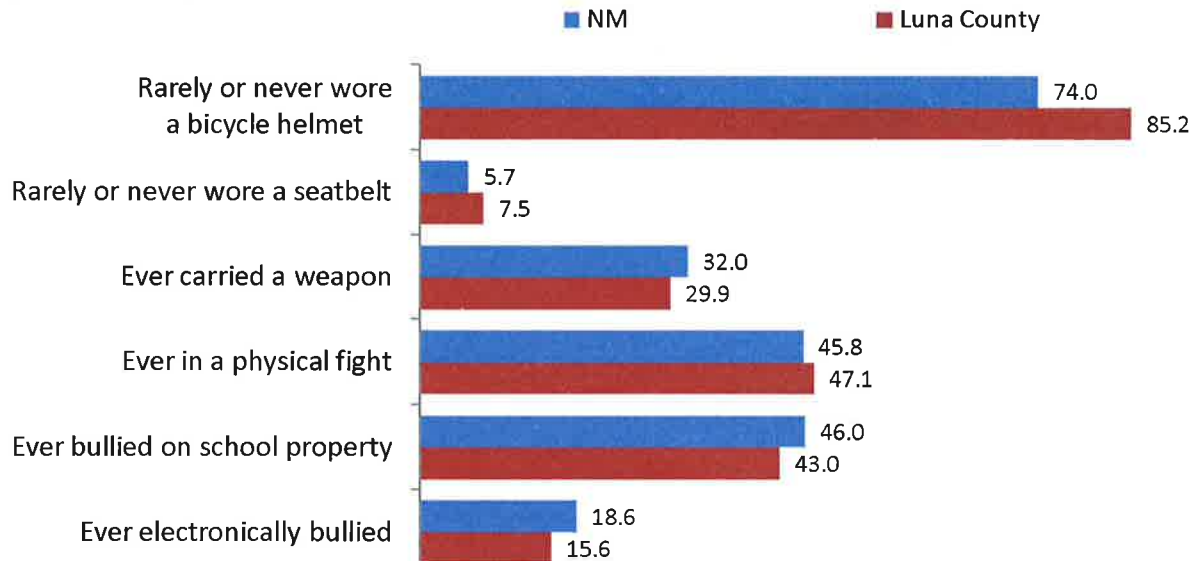
LUNA COUNTY-NM
 ANDREA RODRIGUEZ, CLERK
 201504103
 132 of 211
 12/10/2015 04:33:56 PM
 BY MARIA

New Mexico Youth Risk and Resiliency Survey

Risk Behaviors at a Glance

Luna County and New Mexico
Middle School (Grades 6-8)

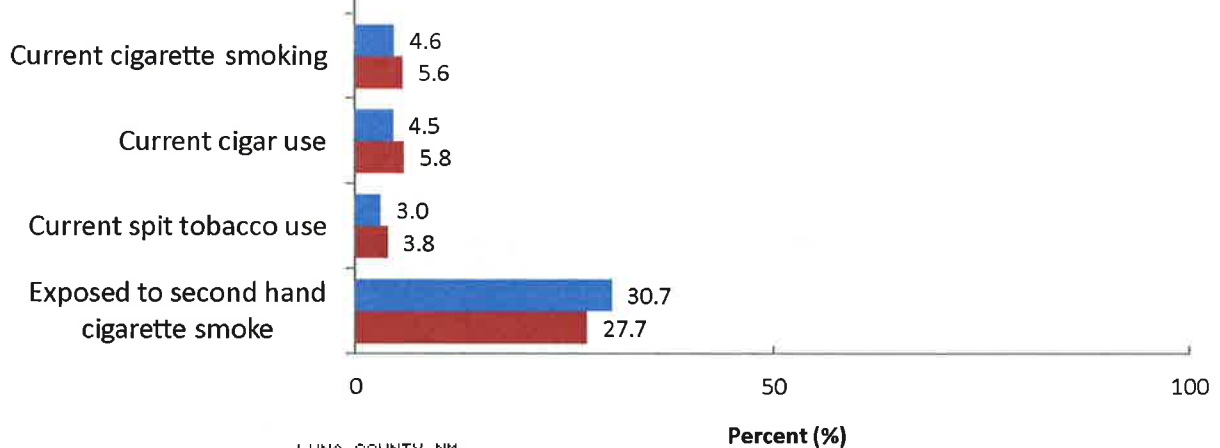
Personal Safety



Mental Health



Tobacco Use

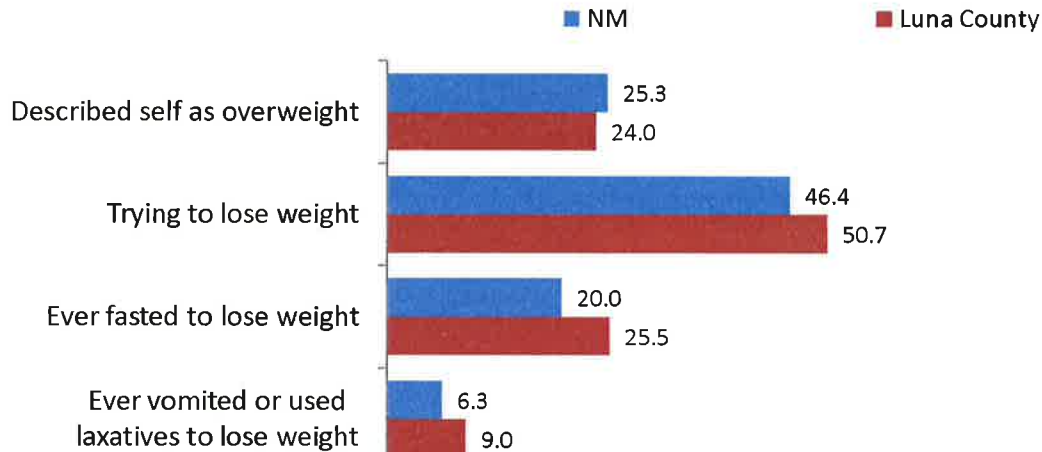


LUNA COUNTY-NM
ANDREA RODRIGUEZ, CLERK
201504183
134 of 211
12/10/2015 04:33:56 PM
BY MARIA

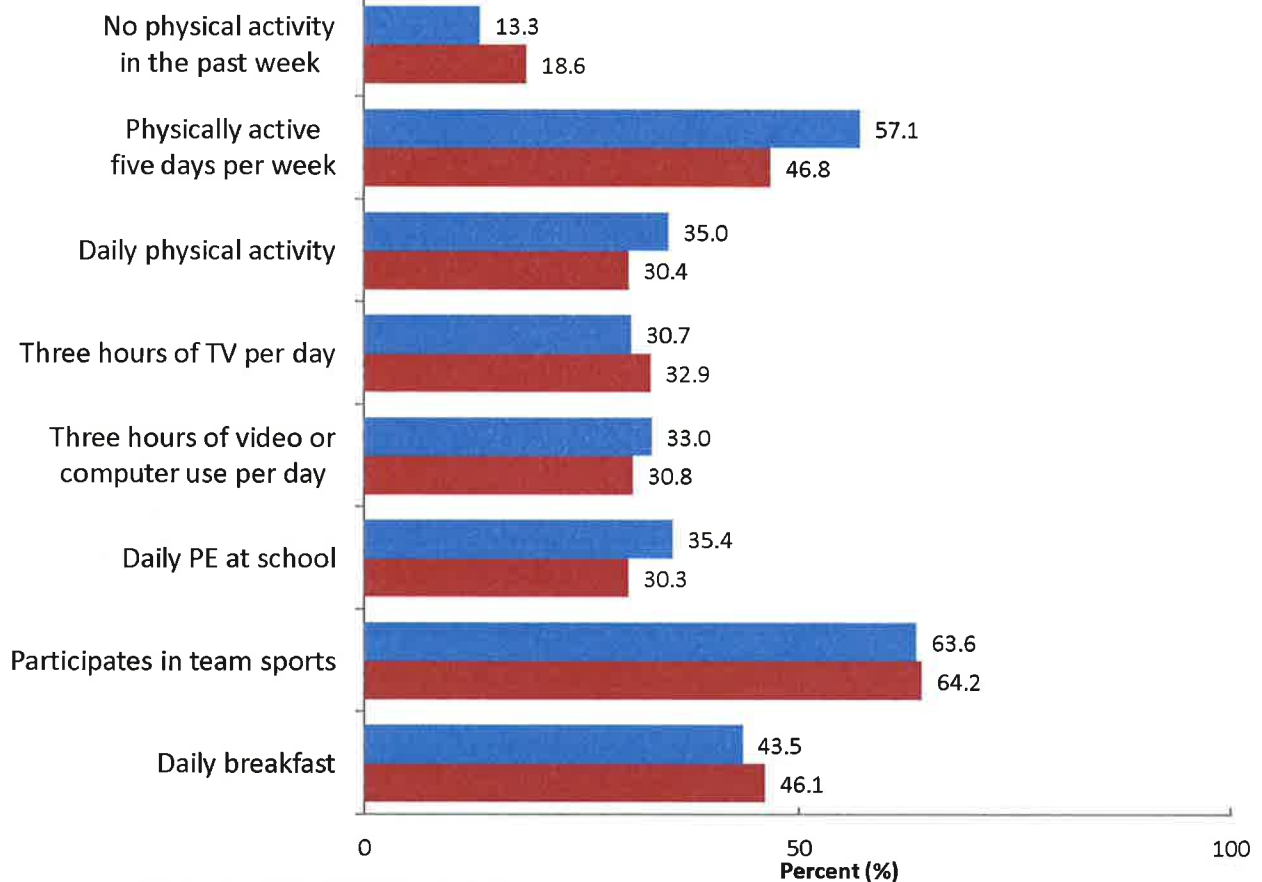
No statistically significant differences.

New Mexico Youth Risk and Resiliency Survey
Risk Behaviors at a Glance
Luna County and New Mexico
Middle School (Grades 6-8)

Body Weight



Physical Activity and Nutrition



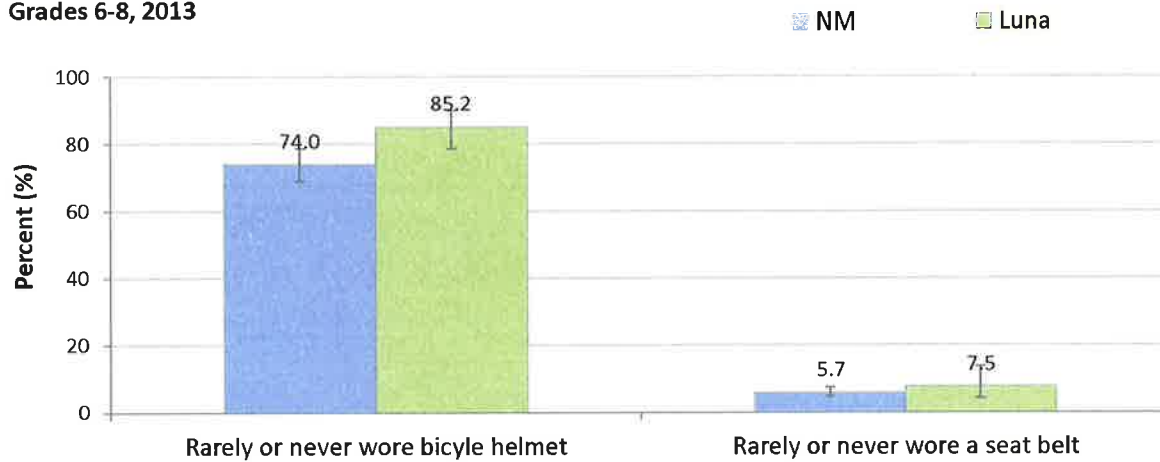
No statistically significant differences.

Luna County Charts

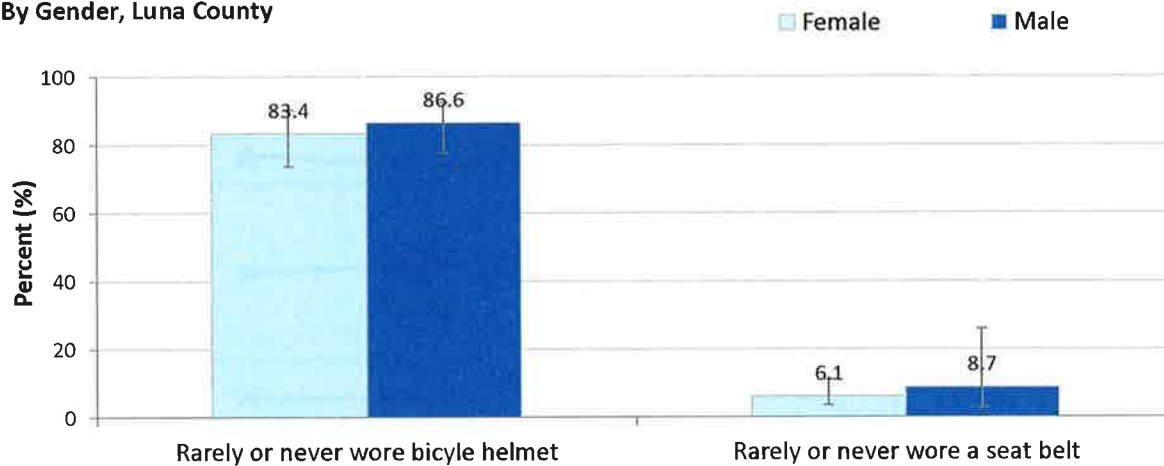
LUNA COUNTY-NM
ANDREA RODRIGUEZ, CLERK
201504183
138 of 211
12/10/2015 04:33:56 PM
BY MARIA

For definitions of risk behaviors, see Appendix C.

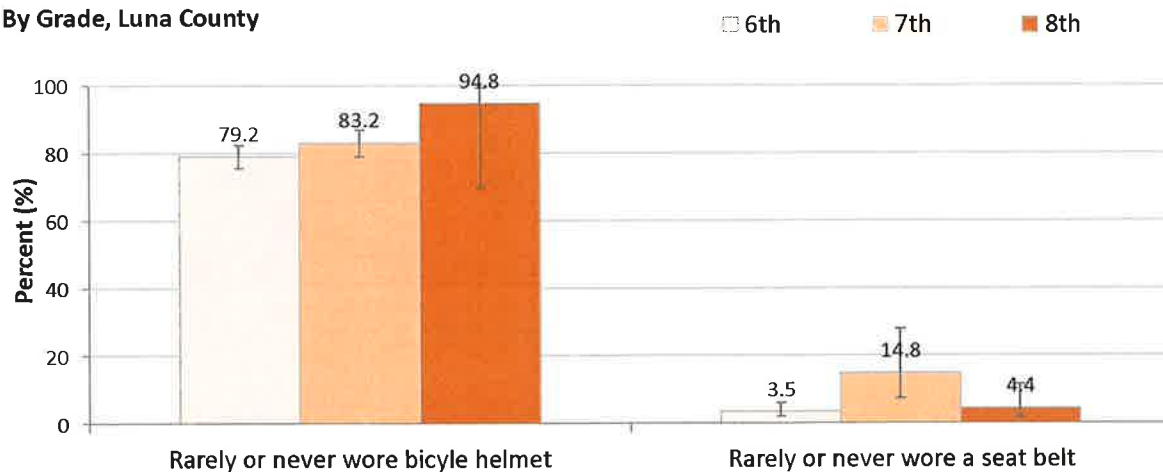
Personal Safety
New Mexico and Luna County
Grades 6-8, 2013



By Gender, Luna County

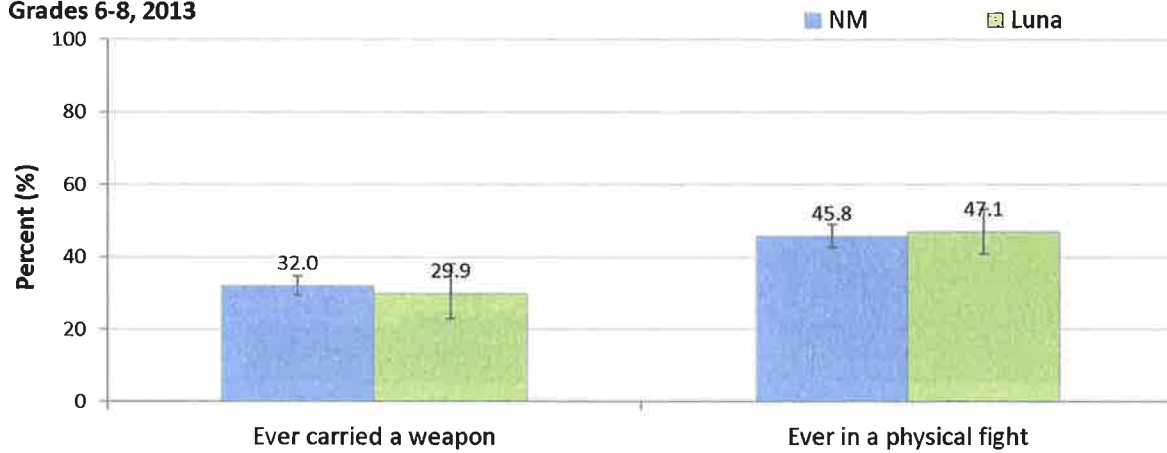


By Grade, Luna County

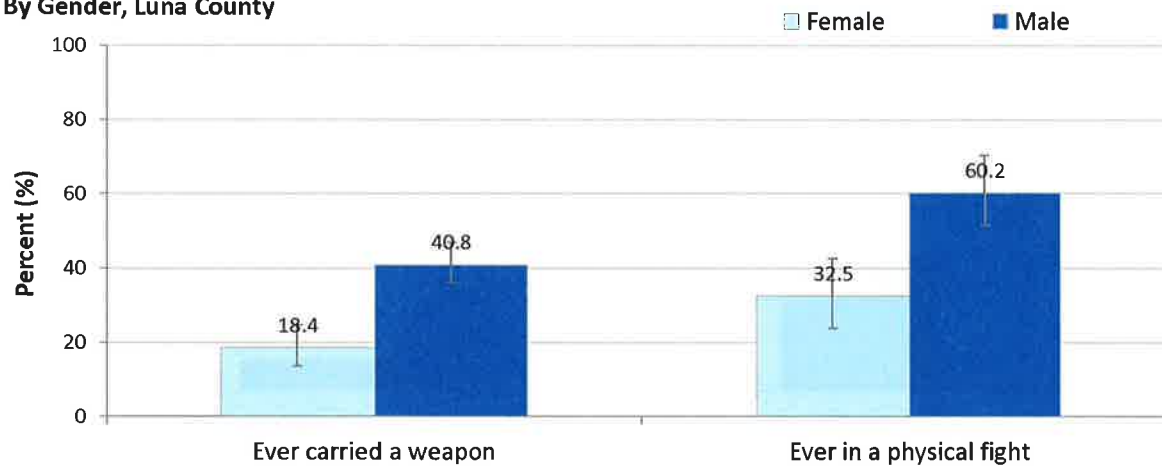


LUNA COUNTY-NM
ANDREA RODRIGUEZ, CLERK
201504183
140 of 211
12/10/2015 04:33:56 PM
BY MARIA

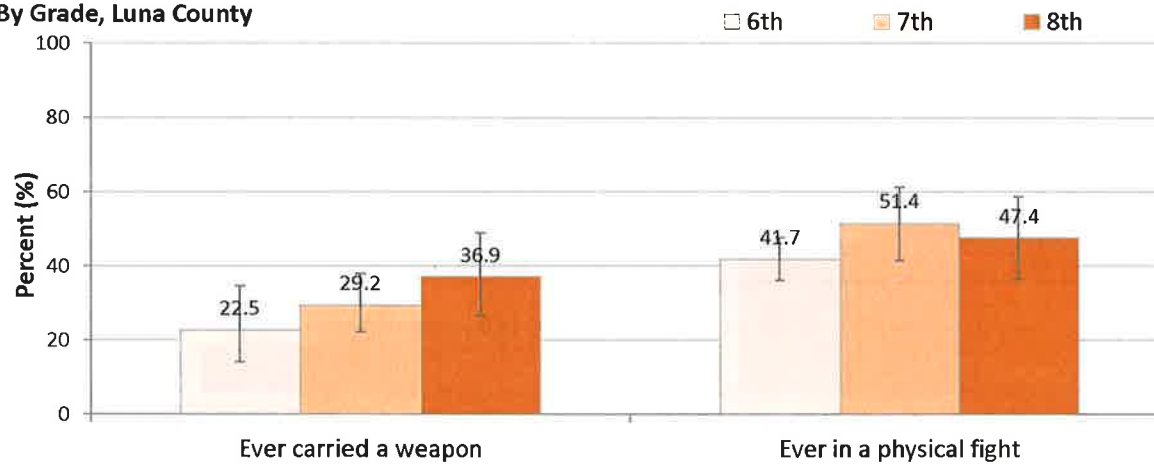
**Personal Safety
New Mexico and Luna County
Grades 6-8, 2013**



By Gender, Luna County



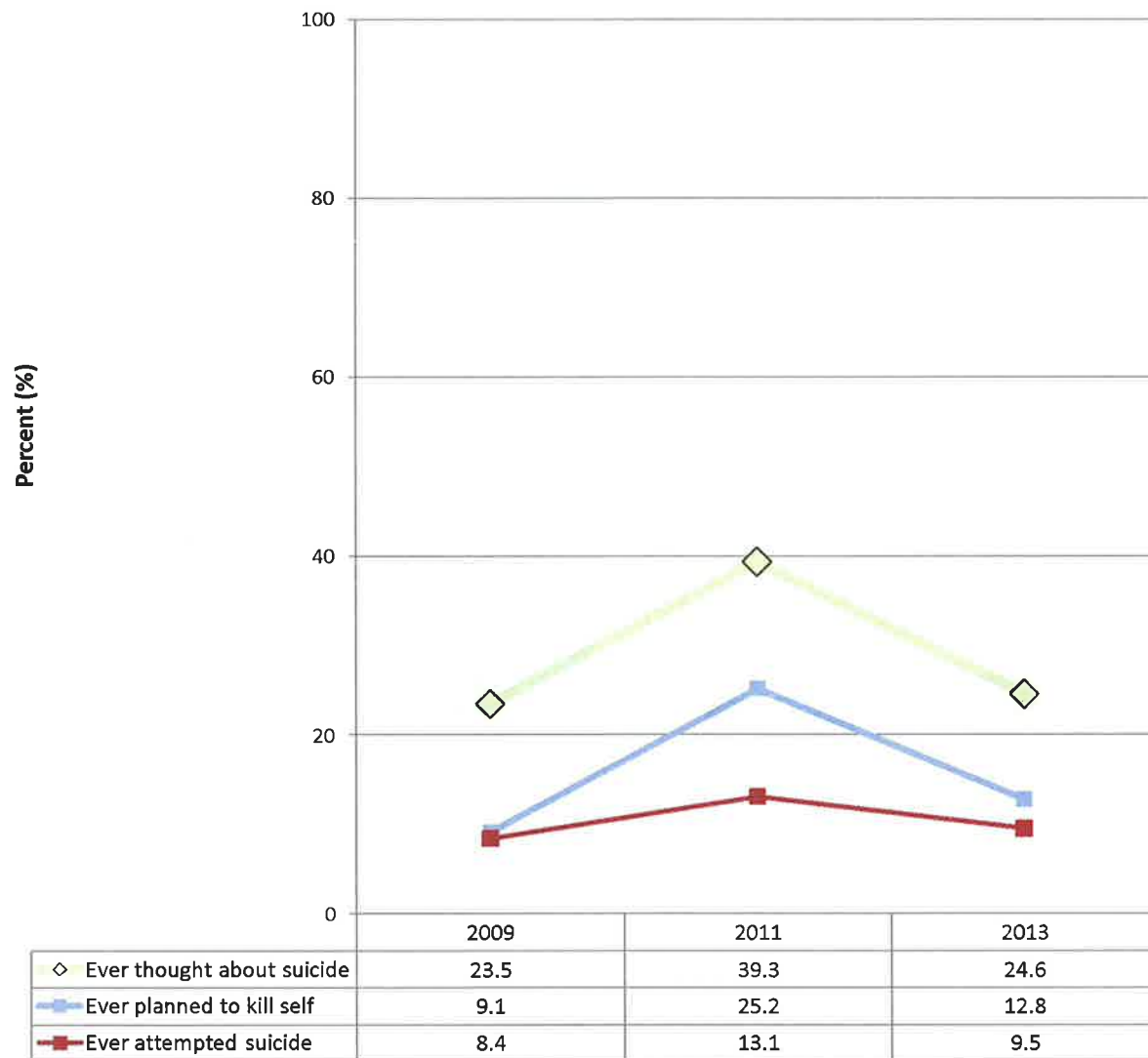
By Grade, Luna County



LUNA COUNTY-NM
ANDREA RODRIGUEZ, CLERK
201504183
142 of 211
12/10/2015 04:33:56 PM
BY MARIA

Mental Health

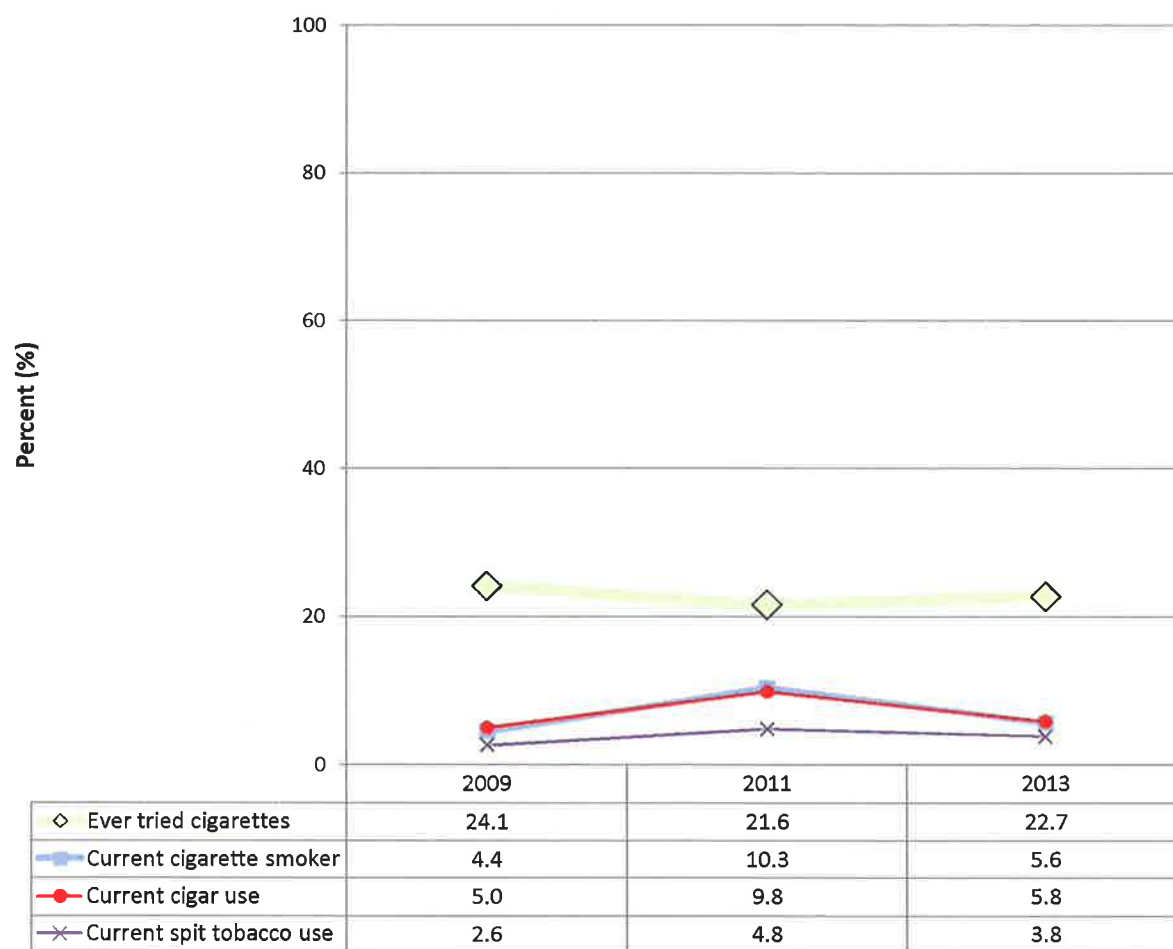
Behaviors Associated with Mental Health by Year, Luna County Grades 6-8, 2009-2013



LUNA COUNTY-NM
ANDREA RODRIGUEZ, CLERK
201504183
144 of 211
12/10/2015 04:33:56 PM
BY MARIA

Tobacco Use and Exposure

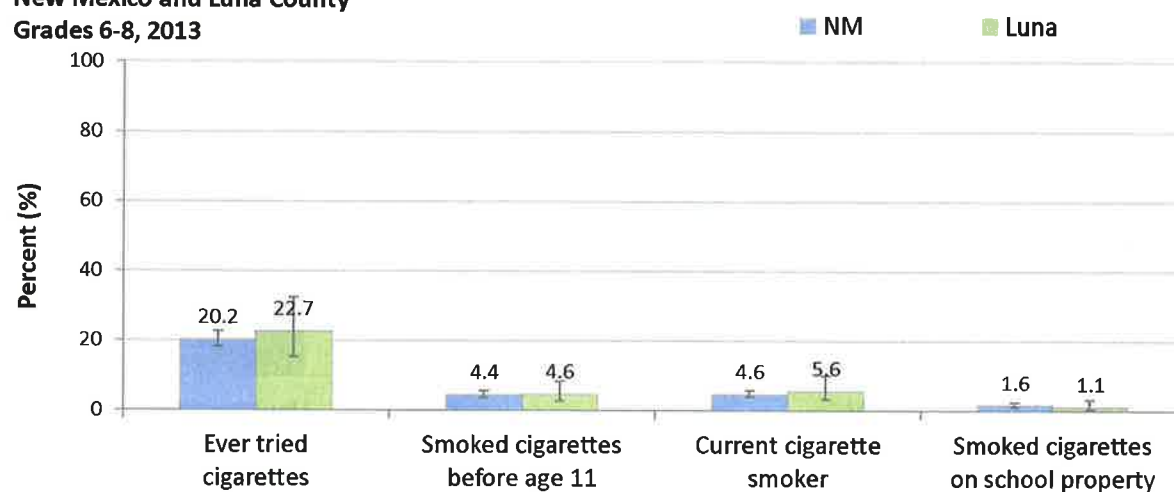
Tobacco Use and Exposure by Year, Luna County Grades 6-8, 2009-2013



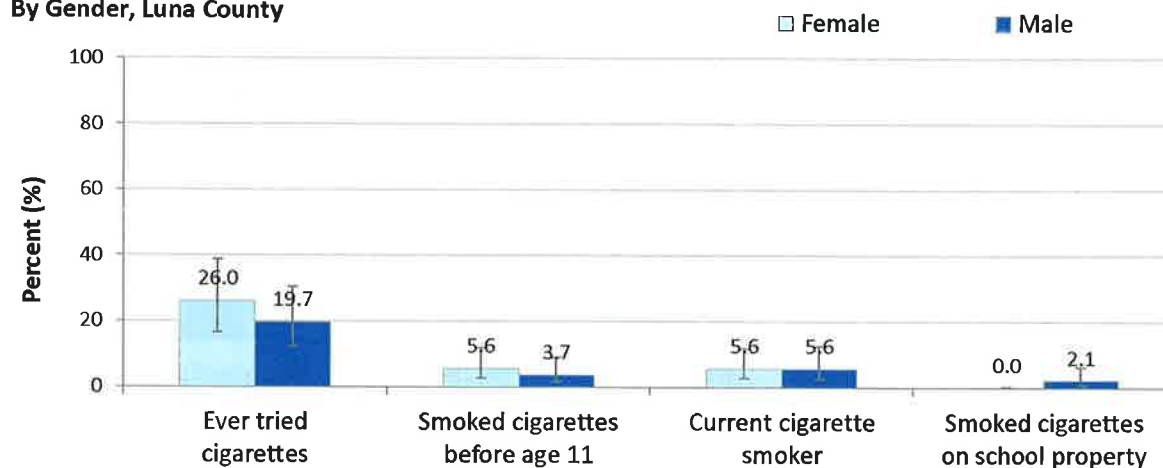
LUNA COUNTY-NM
ANDREA RODRIGUEZ, CLERK
201504183
146 of 211
12/10/2015 04:33:56 PM
BY MARIA

Tobacco Use: Cigarettes

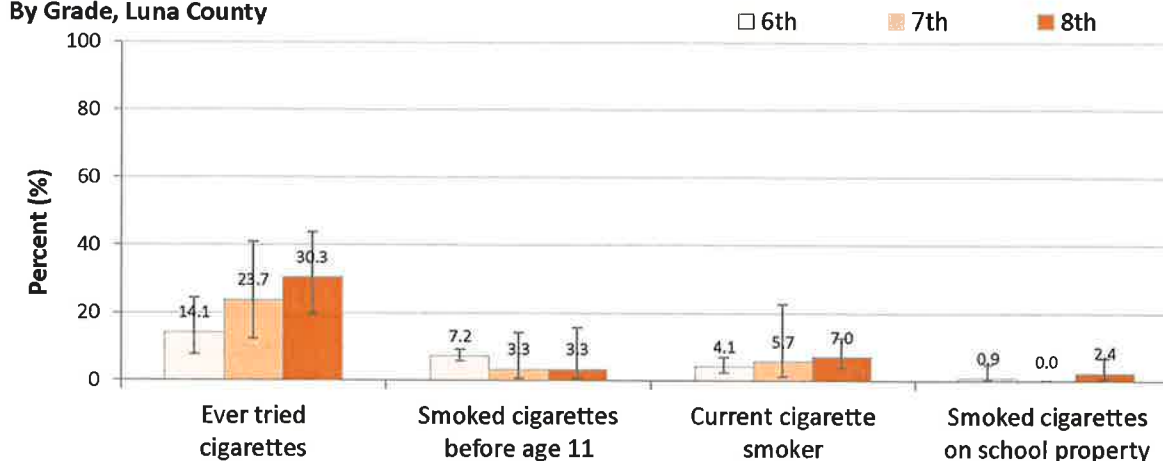
New Mexico and Luna County
Grades 6-8, 2013



By Gender, Luna County

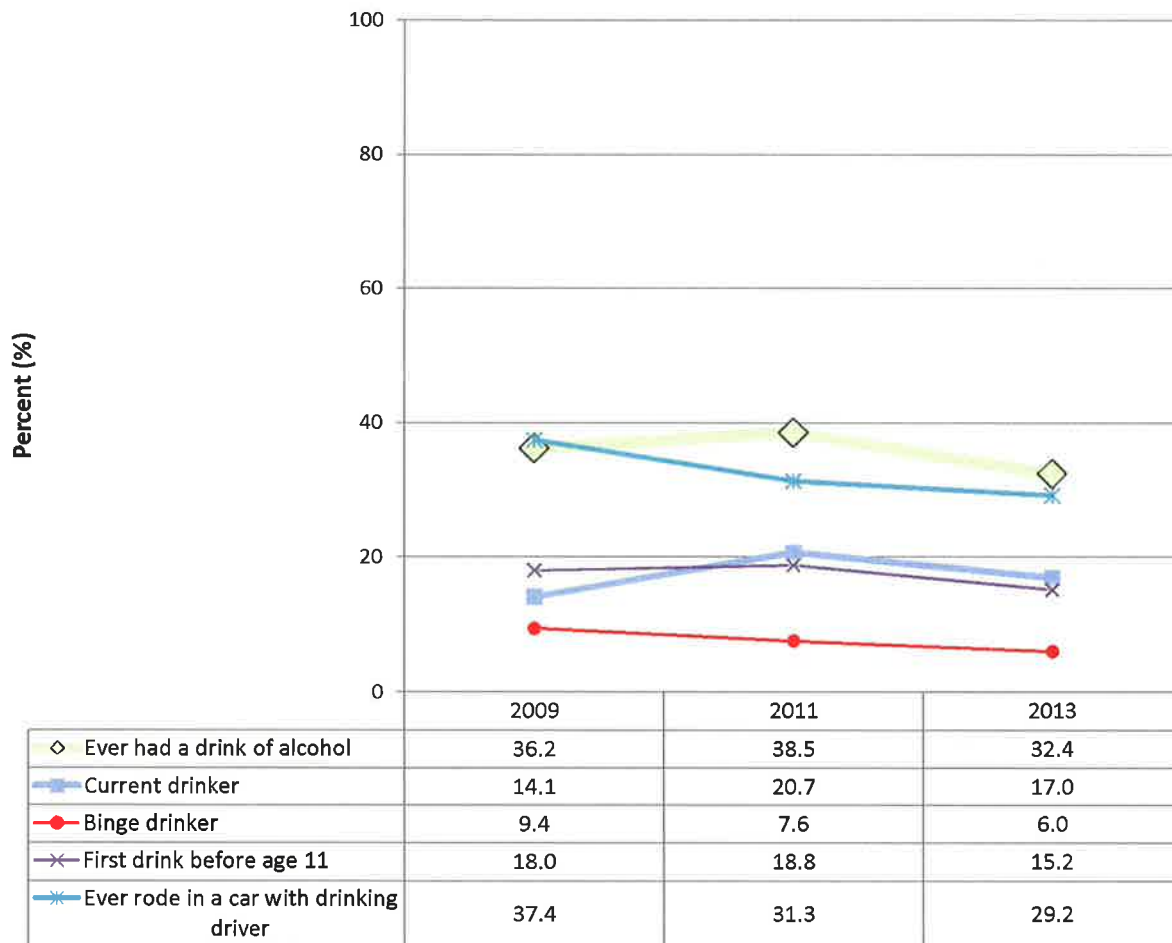


By Grade, Luna County



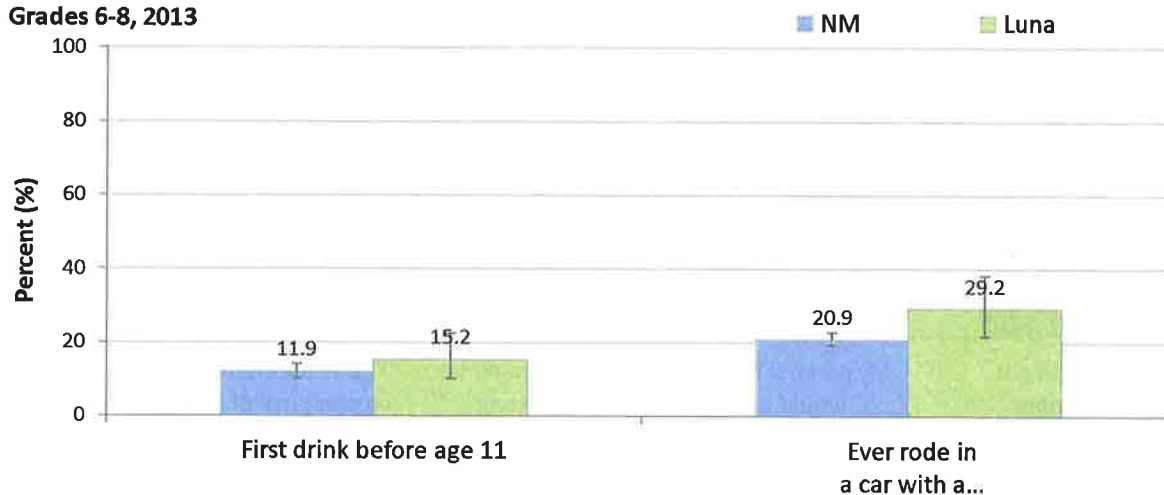
Alcohol Use

Alcohol Use
by Year, Luna County
Grades 6-8, 2009-2013

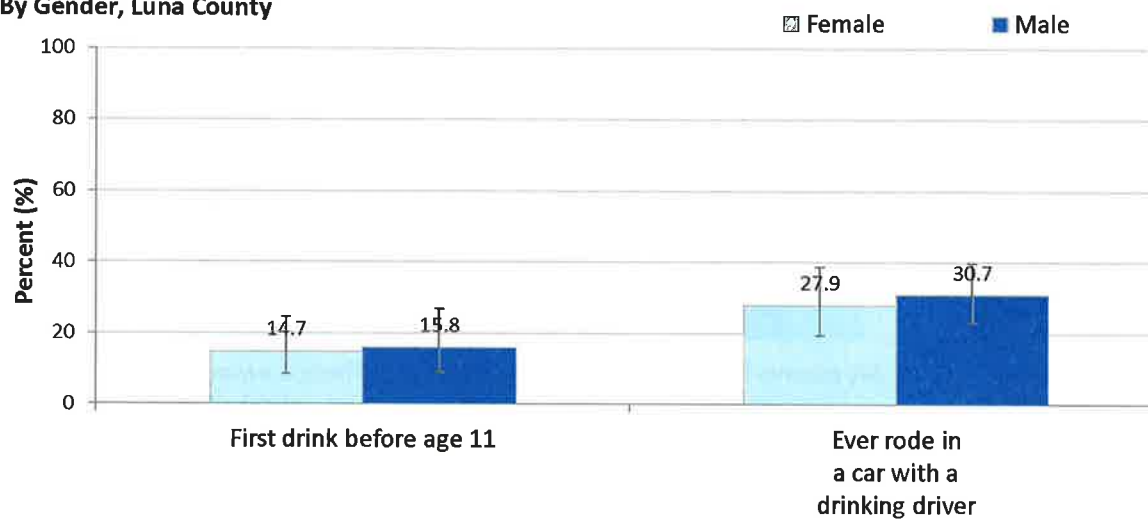


LUNA COUNTY-NM
ANDREA RODRIGUEZ, CLERK
201504183
150 of 211
12/10/2015 04:33:56 PM
BY MARIA

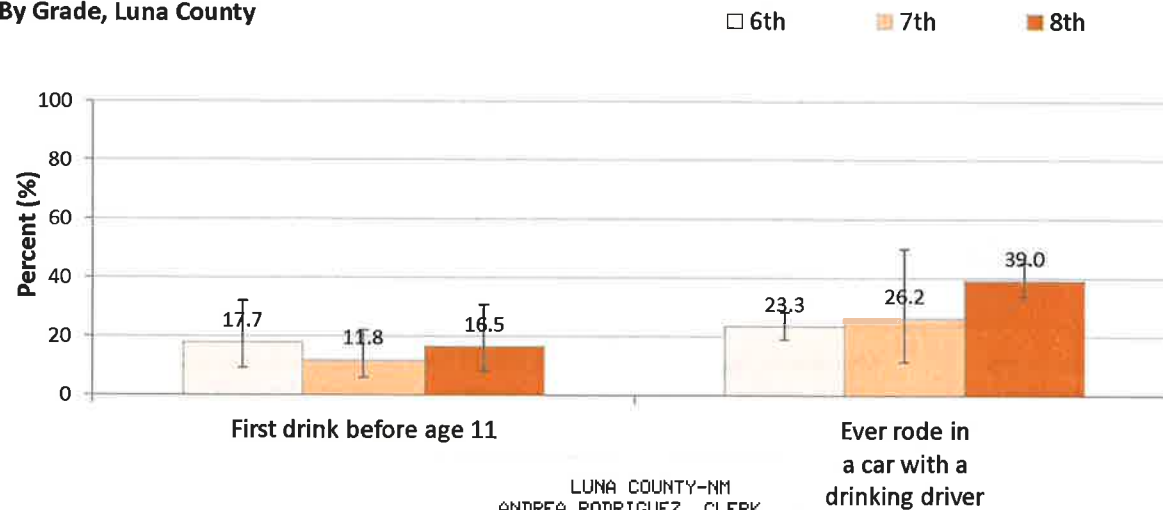
Alcohol Use
New Mexico and Luna County
Grades 6-8, 2013



By Gender, Luna County



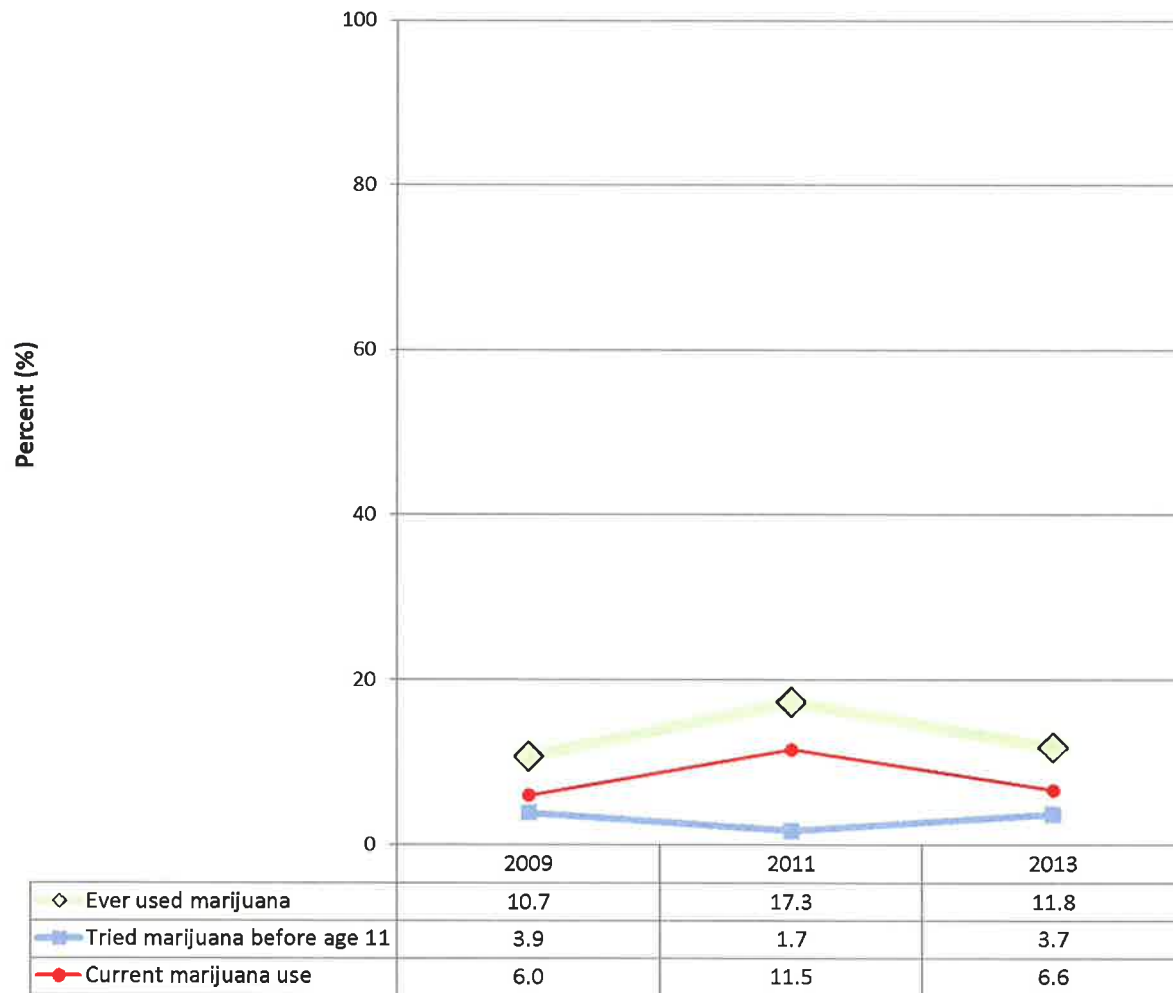
By Grade, Luna County



LUNA COUNTY-NM
ANDREA RODRIGUEZ, CLERK
201504183
152 of 211
12/10/2015 04:33:56 PM
BY MARIA

Drug Use: Marijuana

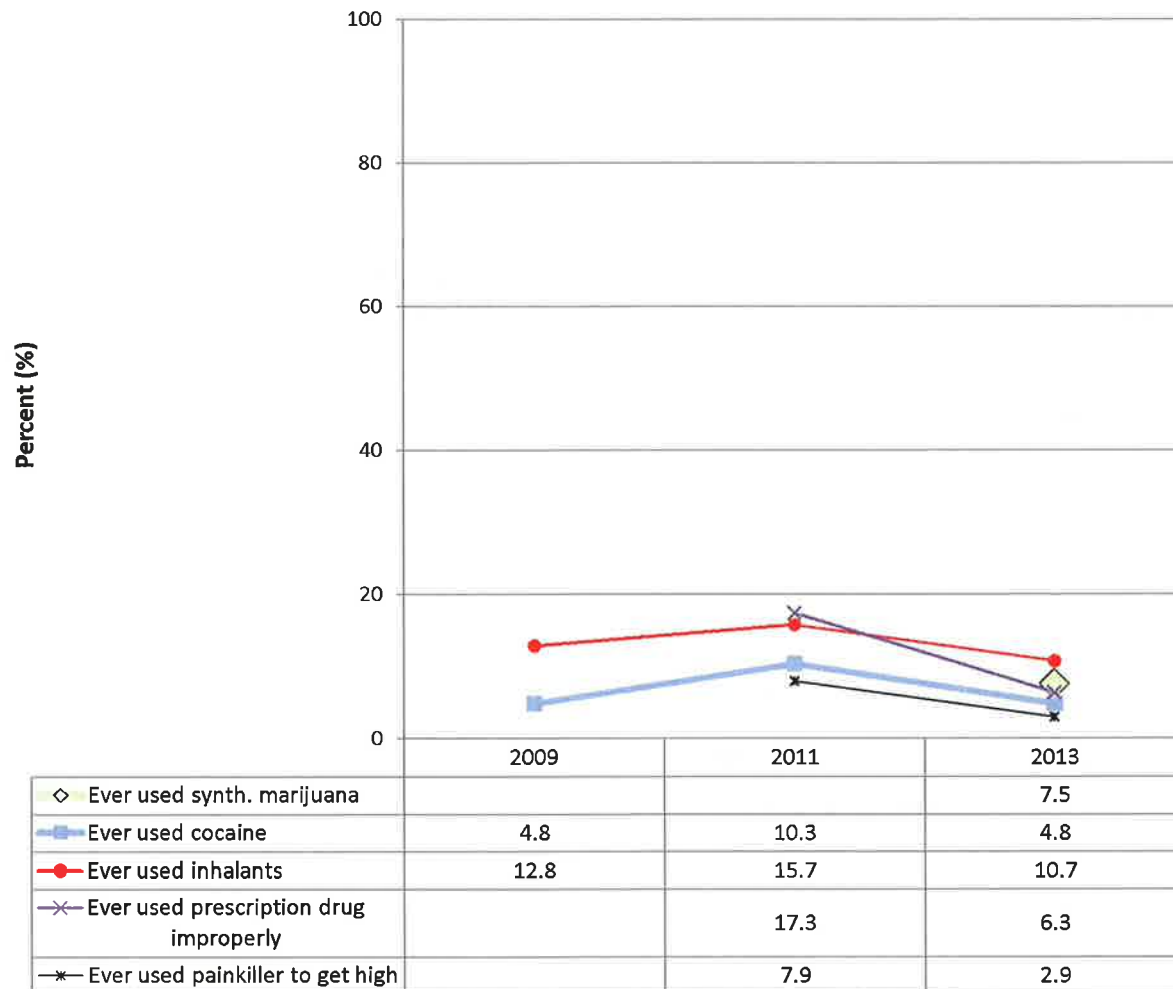
Drug Use: Marijuana Indicators by Year, Luna County Grades 6-8, 2009-2013



LUNA COUNTY-NM
ANDREA RODRIGUEZ, CLERK
201504183
154 of 211
12/10/2015 04:33:56 PM
BY MARIA

Drug Use

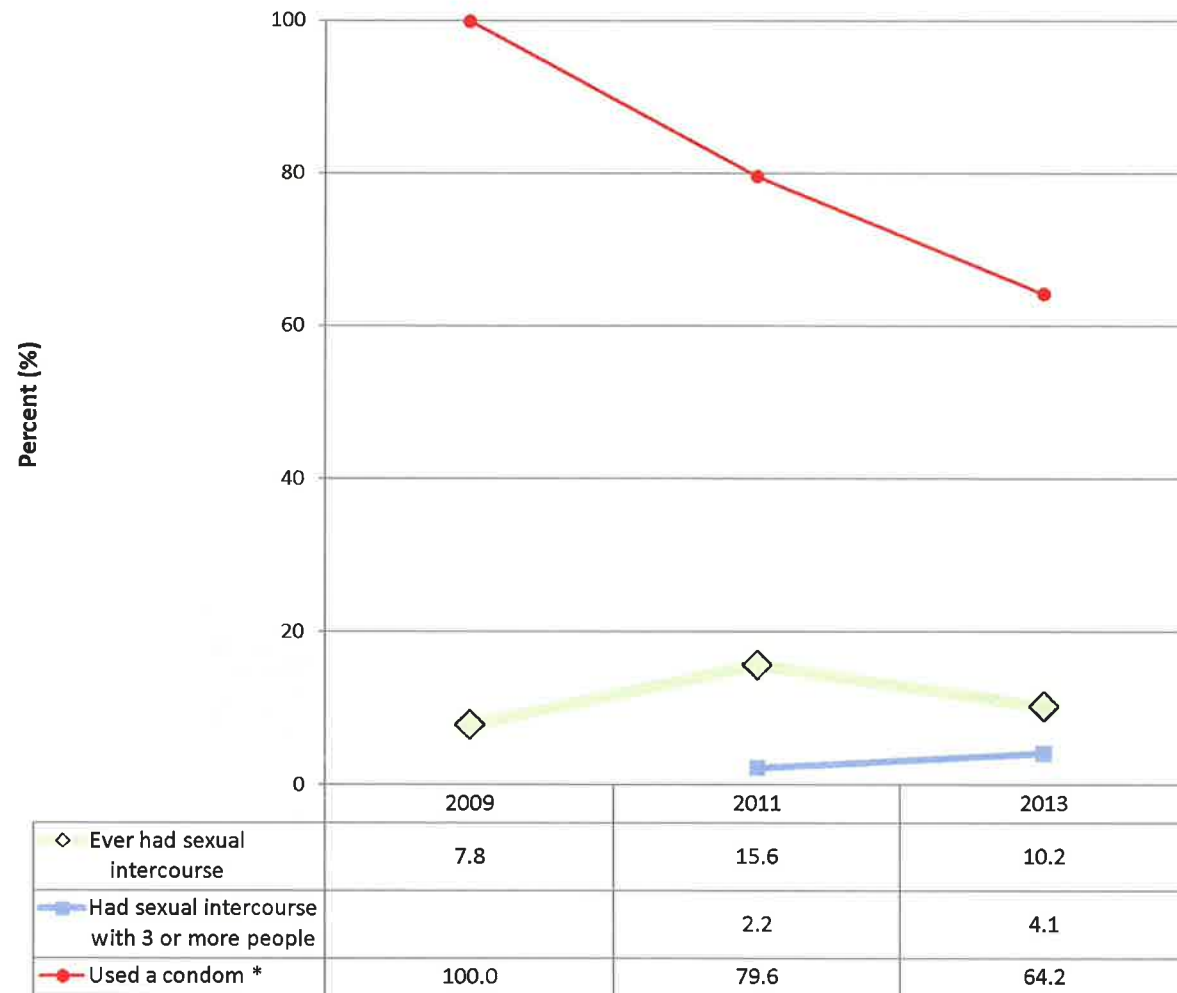
Drug Use Indicators by Year, Luna County Grades 6-8, 2009-2013



LUNA COUNTY-NM
ANDREA RODRIGUEZ, CLERK
201504183
156 of 211
12/10/2015 04:33:56 PM
BY MARIA

Sexual Behavior

Sexual Behavior Indicators by Year, Luna County Grades 6-8, 2009-2013

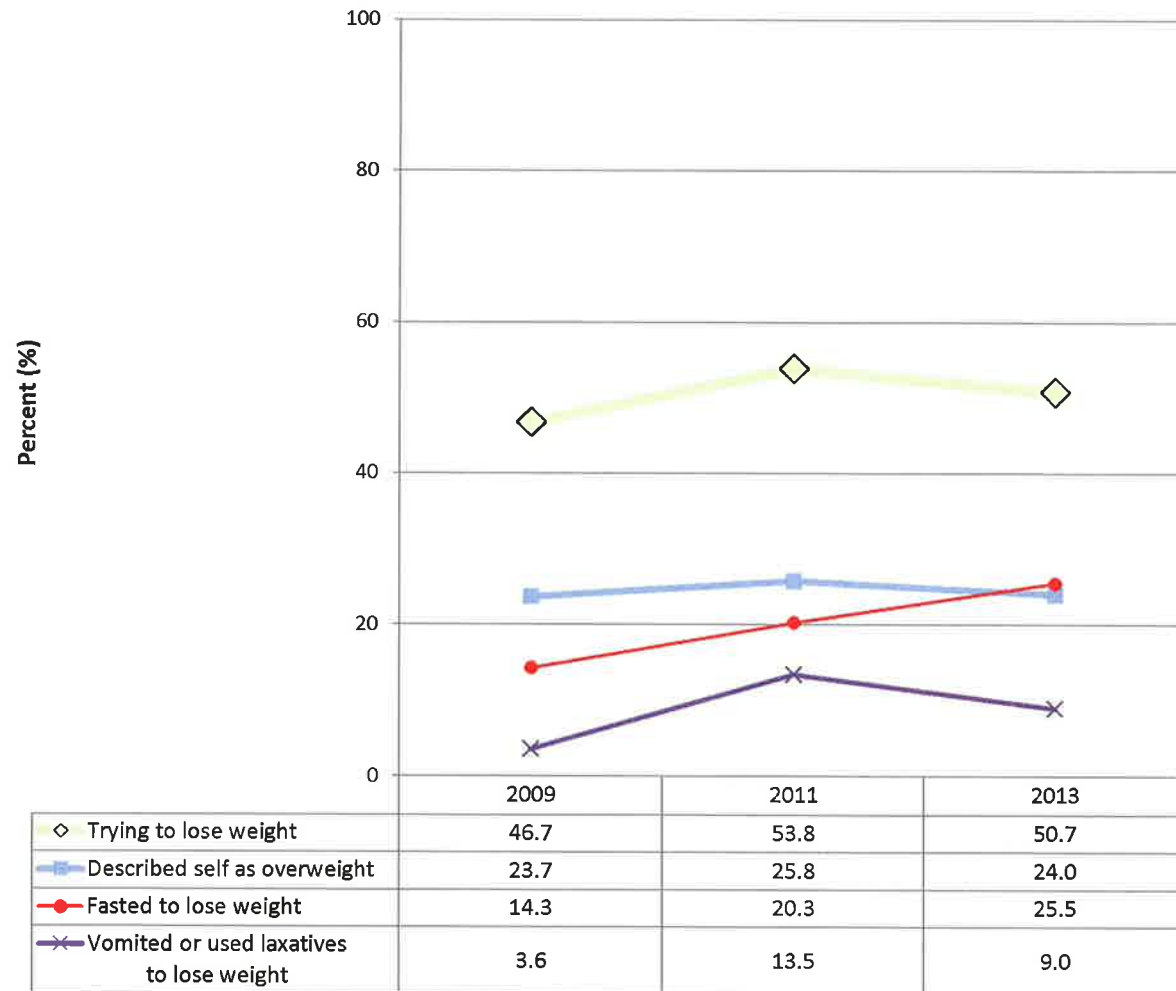


* Of those who ever had sexual intercourse, the last time they had sexual intercourse.

LUNA COUNTY-NM
ANDREA RODRIGUEZ, CLERK
201504183
158 of 211
12/10/2015 04:33:56 PM
BY MARIA

Weight Control

Weight Control Indicators by Year, Luna County Grades 6-8, 2009-2013

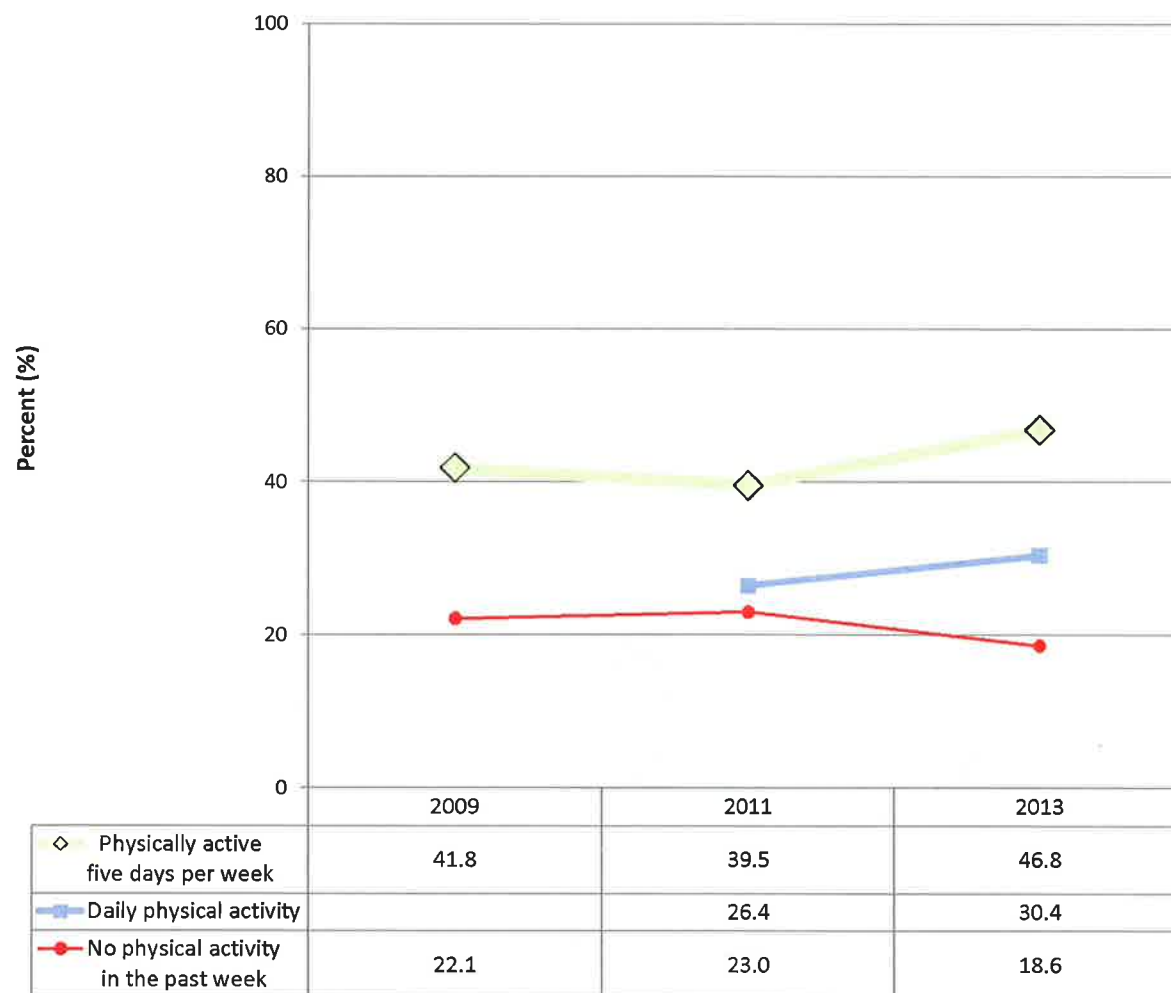


** Of those who ever had sexual intercourse, the last time they had sexual intercourse.*

LUNA COUNTY-NM
ANDREA RODRIGUEZ, CLERK
201504183
160 of 211
12/10/2015 04:33:56 PM
BY MARIA

Physical Activity

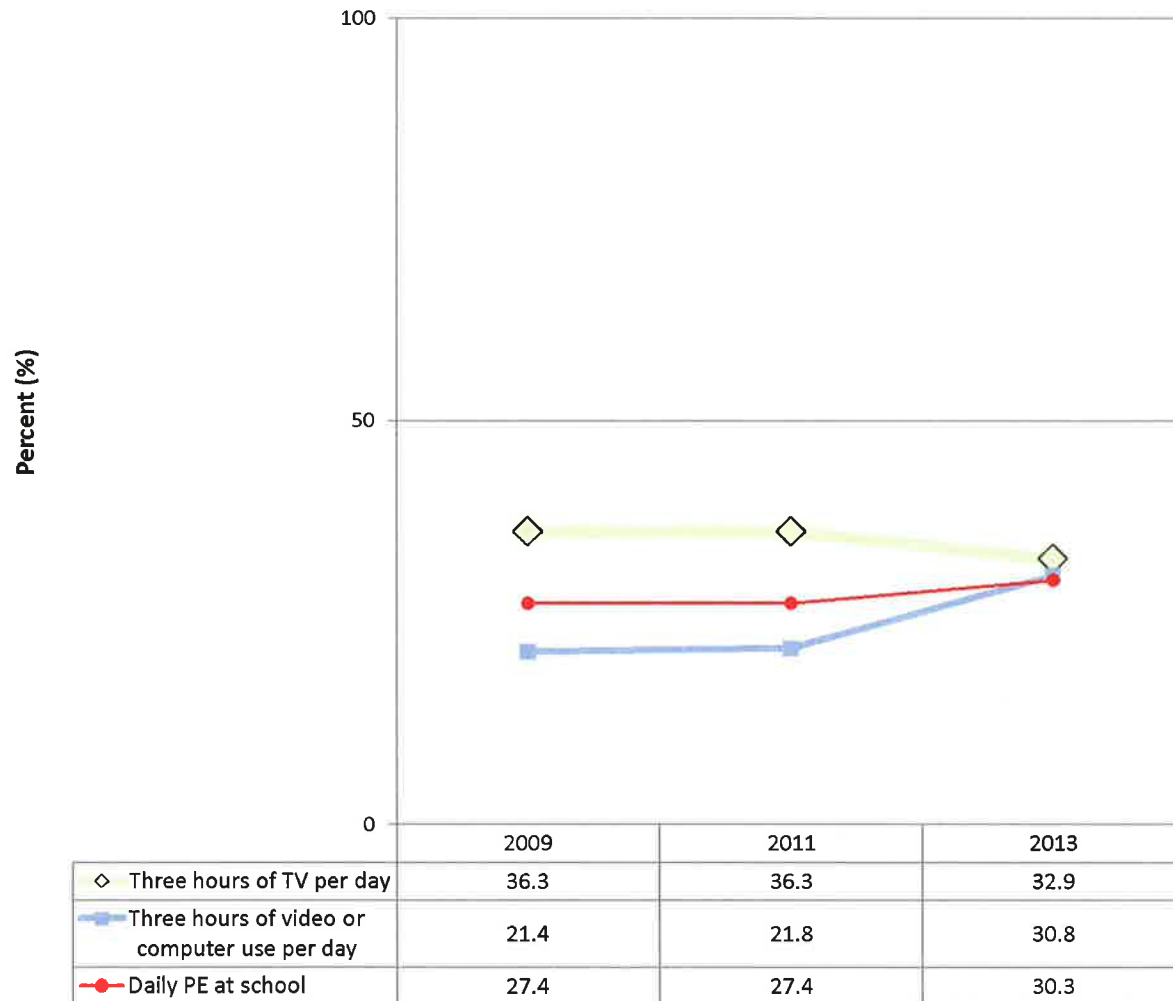
Physical Activity Indicators by Year, Luna County Grades 6-8, 2009-2013



LUNA COUNTY-NM
ANDREA RODRIGUEZ, CLERK
201504183
162 of 211
12/10/2015 04:33:56 PM
BY MARIA

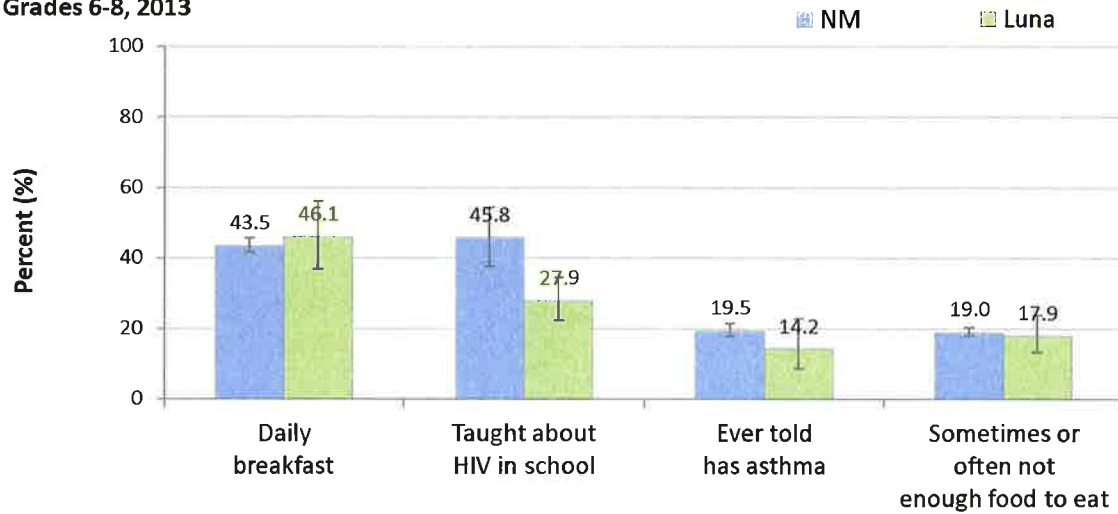
Physical Activity

Physical Activity Indicators by Year, Luna County Grades 6-8, 2009-2013

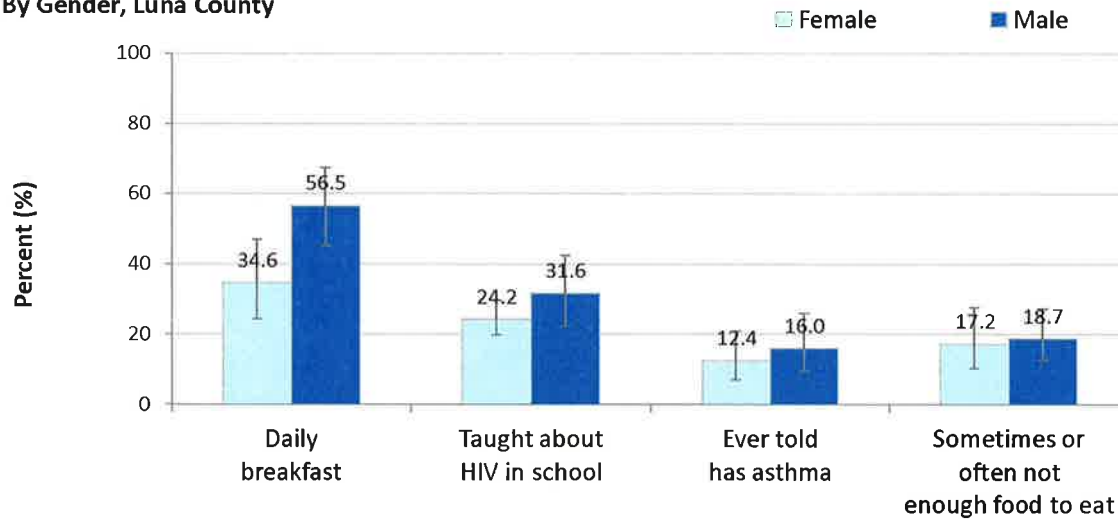


LUNA COUNTY-NM
ANDREA RODRIGUEZ, CLERK
201504183
164 of 211
12/10/2015 04:33:56 PM
BY MARIA

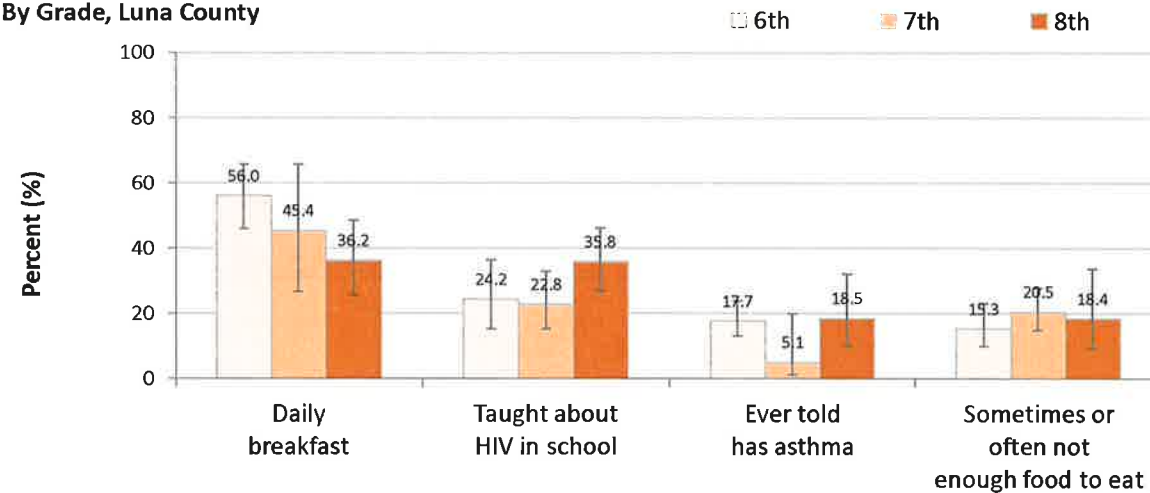
Other Health-Related Topics
New Mexico and Luna County
Grades 6-8, 2013



By Gender, Luna County



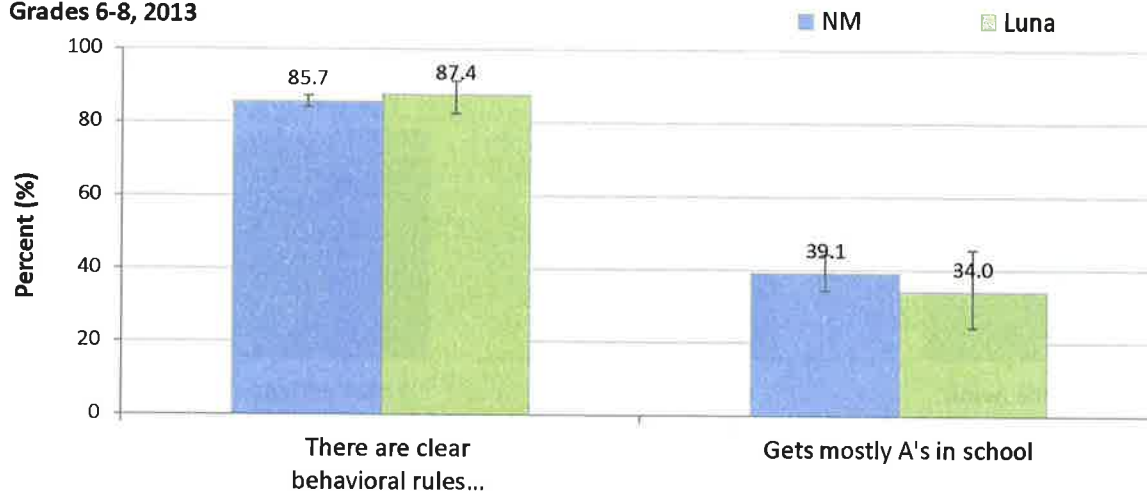
By Grade, Luna County



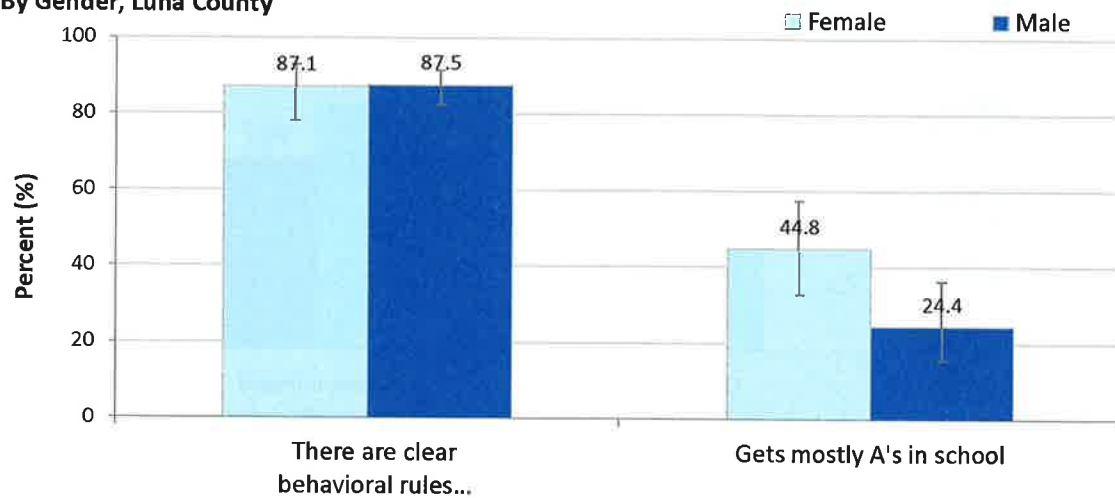
Resiliency/Protective Factors

LUNA COUNTY-NM
ANDREA RODRIGUEZ, CLERK
201504183
168 of 211
12/10/2015 04:33:56 PM
BY MARIA

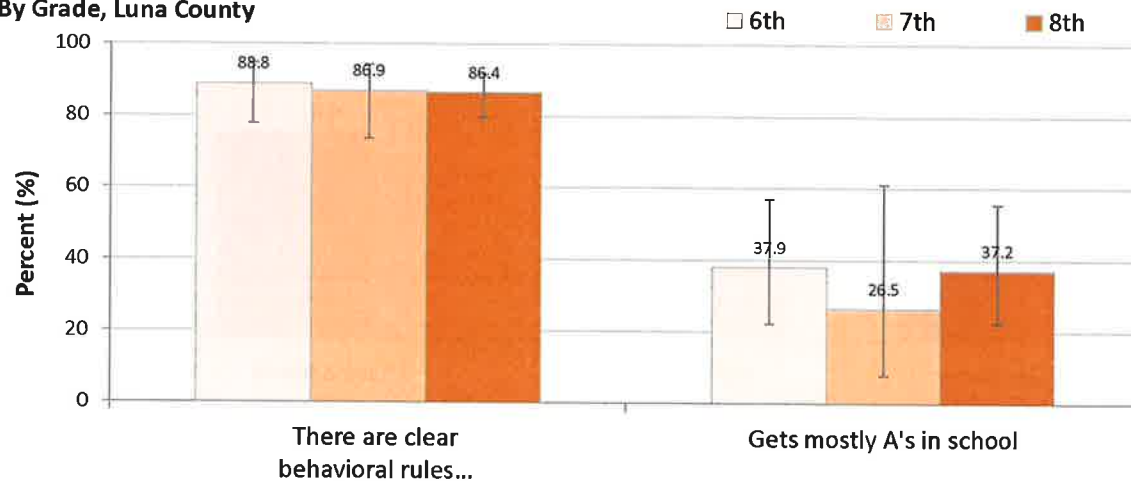
Resiliency/Protective Factors: In the school
New Mexico and Luna County
Grades 6-8, 2013



By Gender, Luna County



By Grade, Luna County



LUNA COUNTY-NM
ANDREA RODRIGUEZ, CLERK
201504183
170 of 211
12/10/2015 04:33:56 PM
BY MARIA

Relationship Between Selected Risk Behaviors and Resiliency/Protective Factors

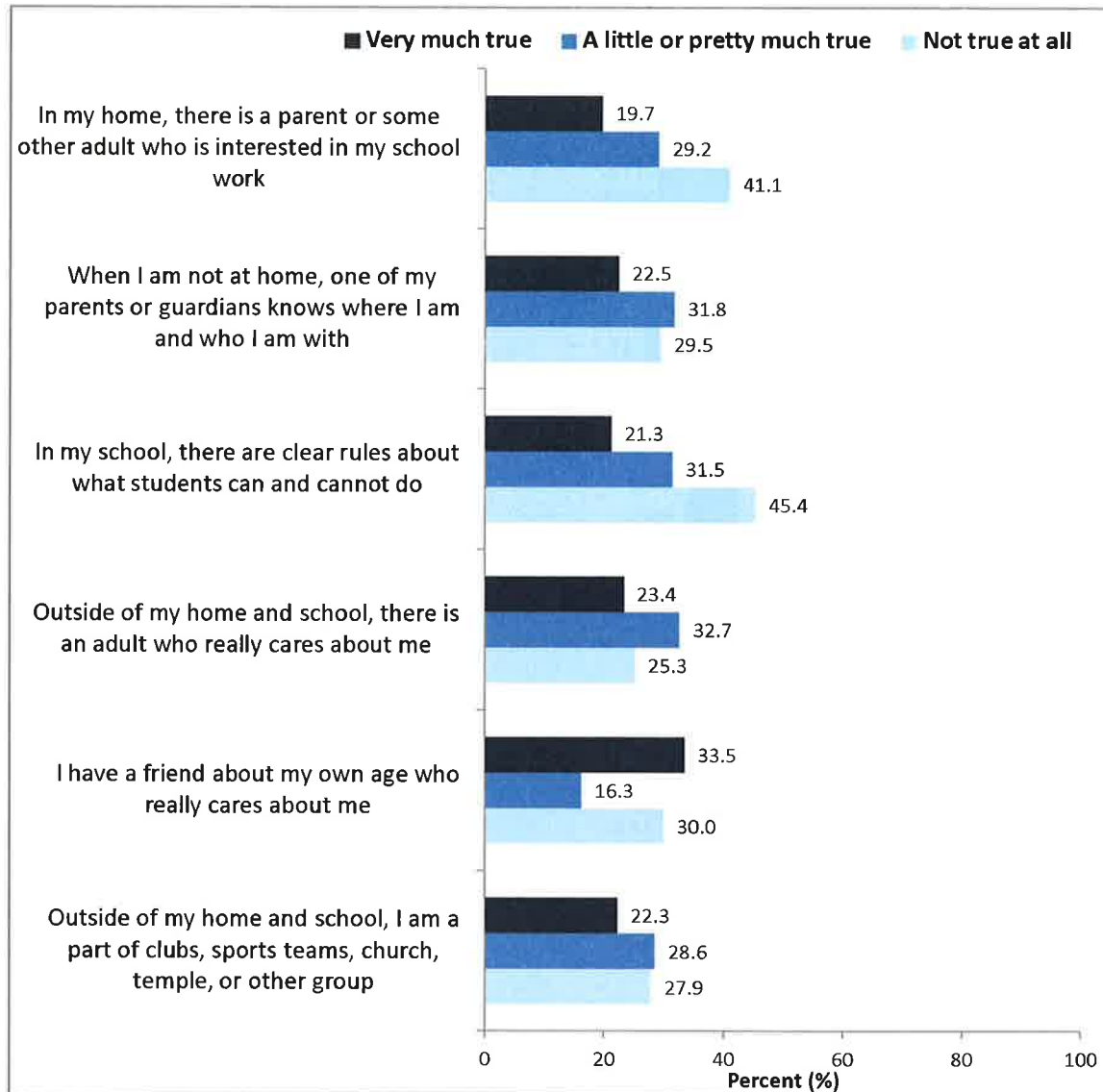
LUNA COUNTY-NM
ANDREA RODRIGUEZ, CLERK
201504183
172 of 211
12/10/2015 04:33:56 PM
BY MARIA

Ever thought about killing self

by Selected Resiliency Factors

Luna County

Grades 6-8, 2013



How to read this chart:

- Of those who said it was 'Very much true' that a parent or other adult was interested in their school work, 19.7% ever seriously thought about killing themselves.
- Of those who said it was 'A little or pretty much true' that a parent or other adult was interested in their school work, 29.2% ever seriously thought about killing themselves.
- Of those who said it was 'Not true at all' that a parent or other adult was interested in their school work, 41.1% ever seriously thought about killing themselves.

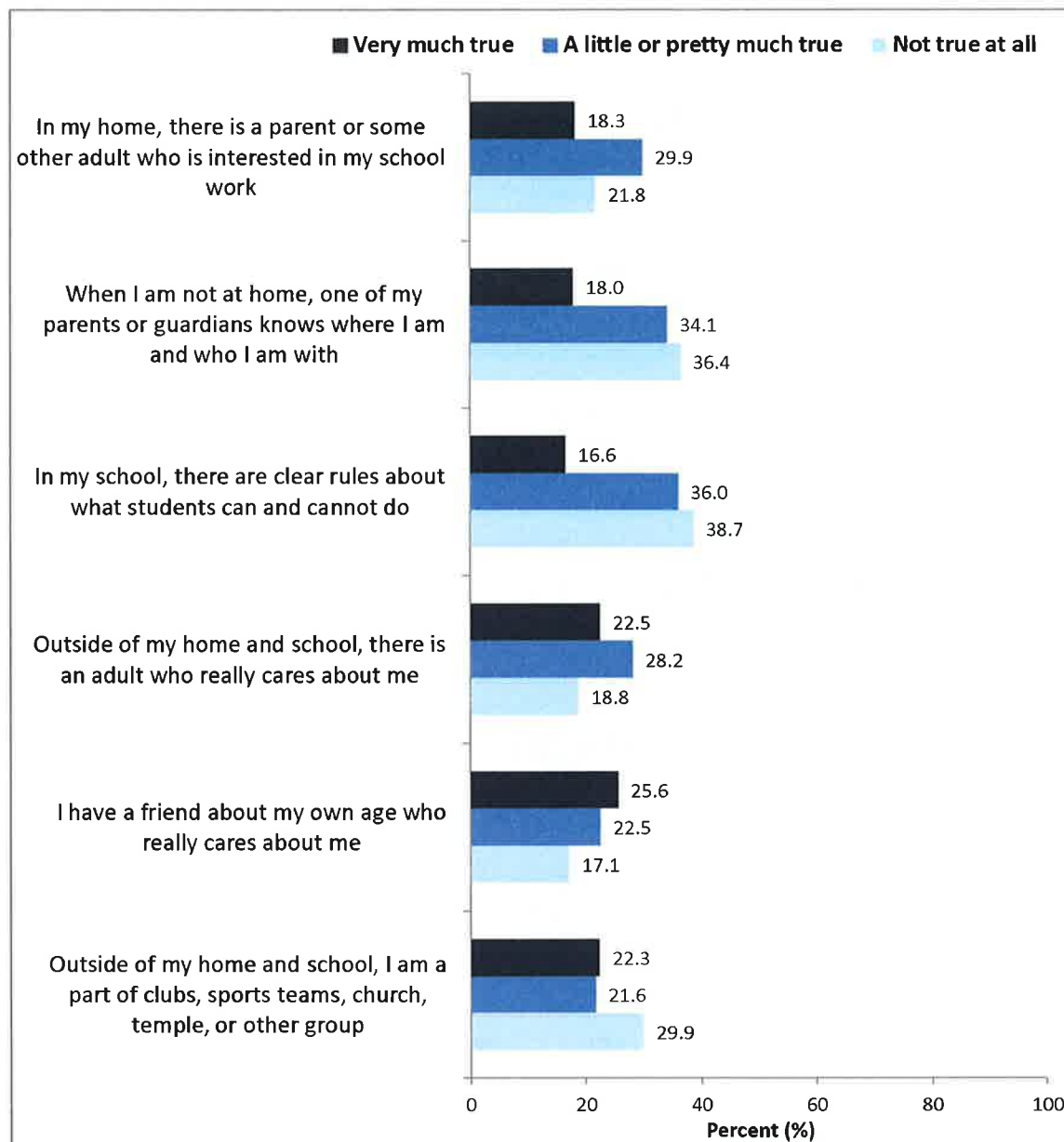
LUNA COUNTY-NM
ANDREA RODRIGUEZ, CLERK
201504183
174 of 211
12/10/2015 04:33:56 PM
BY MARIA

Ever tried cigarettes

by Selected Resiliency Factors

Luna County

Grades 6-8, 2013



How to read this chart:

- Of those who said it was 'Very much true' that a parent or other adult was interested in their school work, 18.3% ever tried smoking a cigarette.
- Of those who said it was 'A little or pretty much true' that a parent or other adult was interested in their school work, 29.9% ever tried smoking a cigarette.
- Of those who said it was 'Not true at all' that a parent or other adult was interested in their school work, 21.8% ever tried smoking a cigarette.

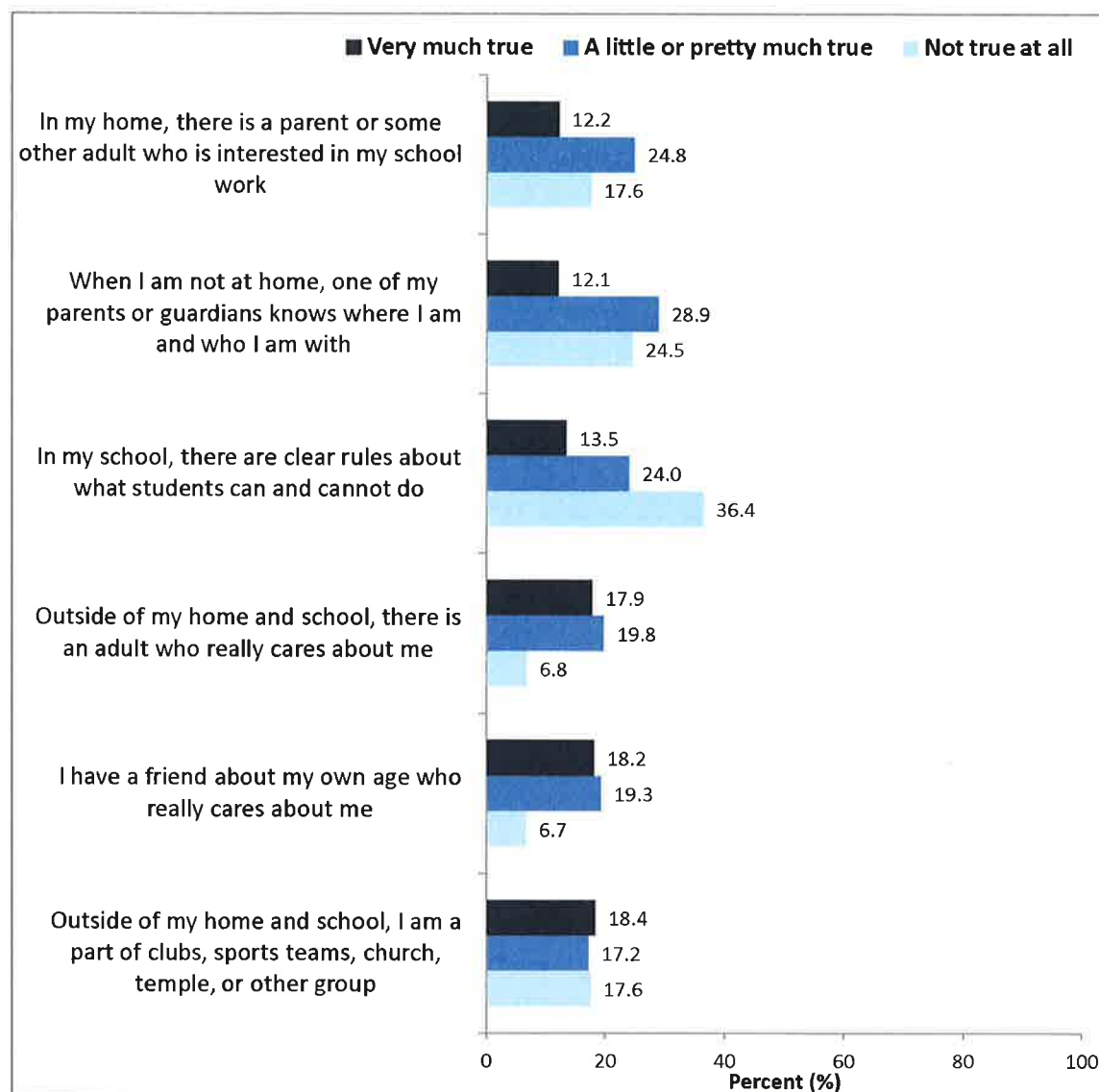
LUNA COUNTY-HM
ANDREA RODRIGUEZ, CLERK
201504183
176 of 211
12/10/2015 04:33:56 PM
BY MARIA

Current drinking

by Selected Resiliency Factors

Luna County

Grades 6-8, 2013



How to read this chart:

- Of those who said it was 'Very much true' that a parent or other adult was interested in their school work, 12.2% engaged in current drinking.
- Of those who said it was 'A little or pretty much true' that a parent or other adult was interested in their school work, 24.8% engaged in current drinking.
- Of those who said it was 'Not true at all' that a parent or other adult was interested in their school work, 17.6% engaged in current drinking.

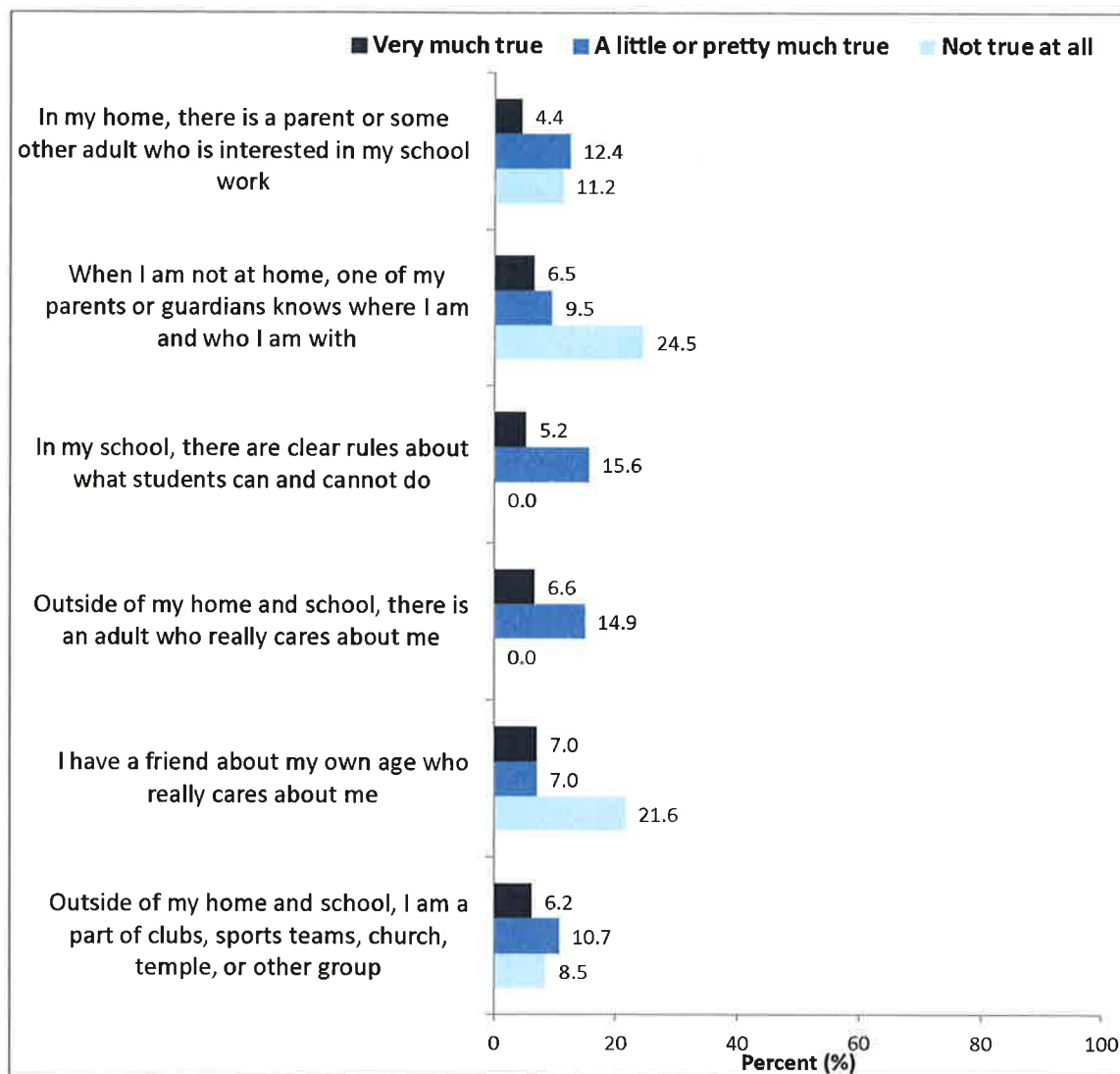
LUNA COUNTY-NM
ANDREA RODRIGUEZ, CLERK
201504183
178 of 211
12/10/2015 04:33:56 PM
BY MARIA

Ever used synthetic marijuana

by Selected Resiliency Factors

Luna County

Grades 6-8, 2013



How to read this chart:

- Of those who said it was 'Very much true' that a parent or other adult was interested in their school work, 4.4% ever used synthetic marijuana.
- Of those who said it was 'A little or pretty much true' that a parent or other adult was interested in their school work, 12.4% ever used synthetic marijuana.
- Of those who said it was 'Not true at all' that a parent or other adult was interested in their school work, 11.2% ever used synthetic marijuana.

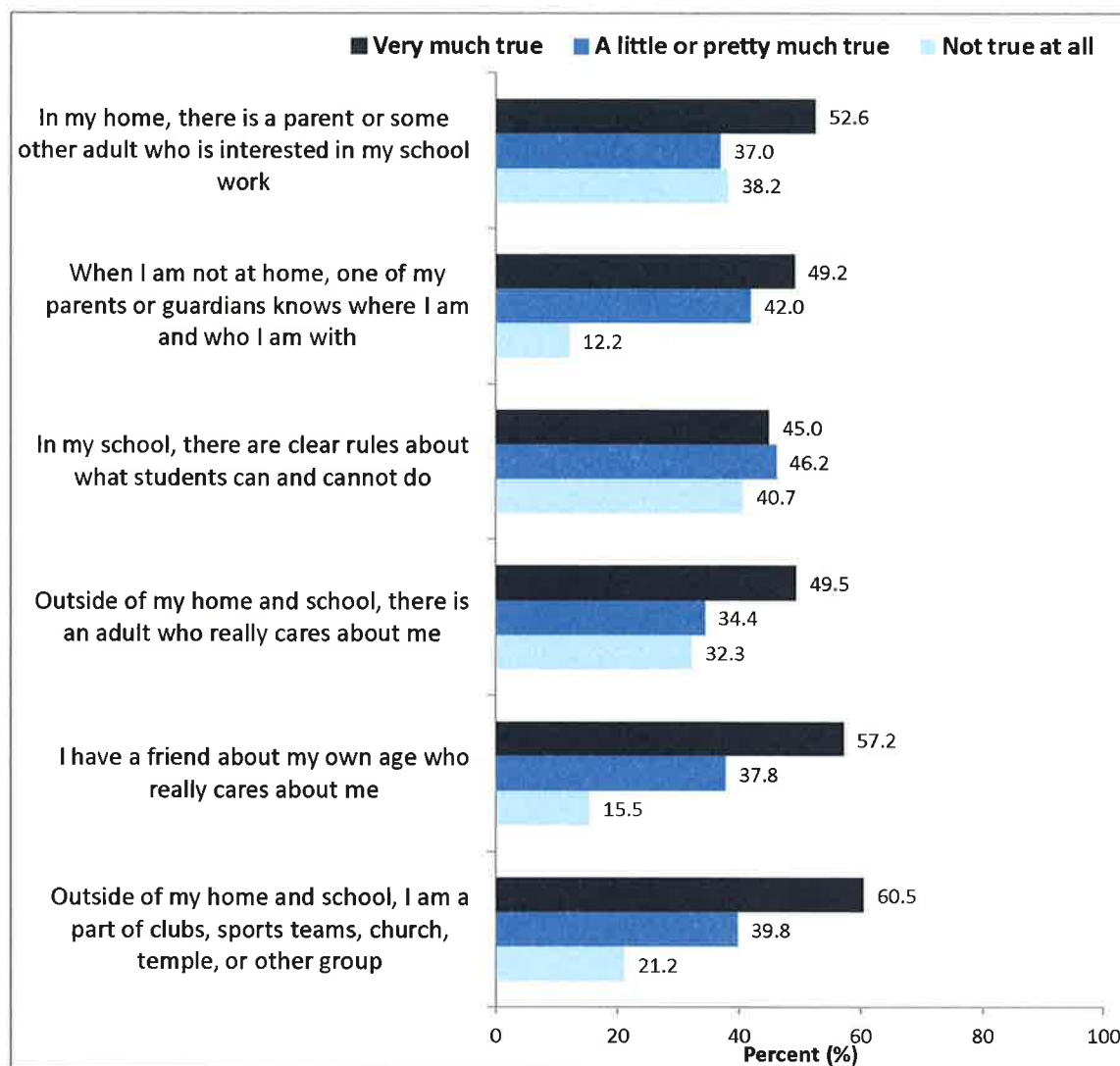
LUNA COUNTY-NM
ANDREA RODRIGUEZ, CLERK
201504183
180 of 211
12/10/2015 04:33:56 PM
BY MARIA

Physically active five days per week

by Selected Resiliency Factors

Luna County

Grades 6-8, 2013



How to read this chart:

- Of those who said it was 'Very much true' that a parent or other adult was interested in their school work, 52.6% were physically active on at least five days per week.
- Of those who said it was 'A little or pretty much true' that a parent or other adult was interested in their school work, 37.0% were physically active on at least five days per week.
- Of those who said it was 'Not true at all' that a parent or other adult was interested in their school work, 38.2% were physically active on at least five days per week.

LUNA COUNTY-NM
ANDREA RODRIGUEZ, CLERK
201504183
182 of 211
12/10/2015 04:33:56 PM
BY MARIA

2013 Middle School Questionnaire

NM YRRS

Luna County

	<u>Number of responses</u>	<u>%</u>
1. How old are you?		
A. 10 years old or younger	1	0.4%
B. 11 years old	102	38.8%
C. 12 years old	65	24.7%
D. 13 years old	67	25.5%
E. 14 years old	26	9.9%
F. 15 years old	2	0.8%
G. 16 years old or older	0	0.0%
2. What is your sex?		
A. Female	132	50.6%
B. Male	129	49.4%
3. In what grade are you?		
A. 6th grade	138	53.1%
B. 7th grade	43	16.5%
C. 8th grade	81	47.6%
D. Ungraded or other grade	1	0.6%
4. Are you Hispanic or Latino?		
A. Yes	208	80.0%
B. No	52	20.0%
5. What is your race? (Select one or more responses.)		
A. American Indian or Alaska Native	26	15.3%
B. Asian	4	2.4%
C. Black or African American	23	13.5%
D. Native Hawaiian or Other Pacific Islander	3	1.8%
E. White	125	73.5%

LUNA COUNTY-NM
 ANDREA RODRIGUEZ, CLERK
 201504183
 185 of 211
 12/10/2015 04:33:56 PM
 BY MARIA

	<u>Weighted</u> <u>Percent</u> <u>(%)</u>	<u>(95% CI)</u>
6. During the past 12 months, how would you describe your grades in school?		
A. Mostly A's	29.1	(19.4-41.2)
B. Mostly B's	37.1	(31.2-43.5)
C. Mostly C's	13.5	(9.7-18.5)
D. Mostly D's	4.9	(2.4-9.7)
E. Mostly F's	1.0	(0.3-3.4)
F. None of these grades	0.6	(0.1-3.8)
G. Not sure	13.8	(9.0-20.5)
7. Which one of these groups best describes you?		
A. American Indian or Alaska Native	2.6	(1.1-6.0)
B. Asian	0.4	(0.1-3.1)
C. Black or African American	3.1	(1.5-6.4)
D. Hispanic or Latino	70.5	(60.3-79.0)
E. Native Hawaiian or Other Pacific Islander	0.4	(0.1-3.1)
F. White	23.0	(16.1-31.7)

Personal Safety

The next 3 questions ask about personal safety.

8. When you ride a bicycle, how often do you wear a helmet?		
A. I do not ride a bicycle	20.4	(13.6-29.6)
B. Never wear a helmet	57.2	(48.9-65.1)
C. Rarely wear a helmet	10.6	(7.2-15.4)
D. Sometimes wear a helmet	6.7	(4.0-10.9)
E. Most of the time wear a helmet	3.1	(1.2-7.6)
F. Always wear a helmet	2.0	(0.8-5.1)
9. How often do you wear a seat belt when riding in a car?		
A. Never	3.4	(1.2-9.1)
B. Rarely	4.1	(2.3-7.3)
C. Sometimes	13.1	(8.7-19.2)
D. Most of the time	21.4	(17.1-26.3)
E. Always	58.1	(51.7-64.2)

LUNA COUNTY-NM
ANDREA RODRIGUEZ, CLERK
201504183
186 of 211
12/10/2015 04:33:56 PM
BY MARIA

New Mexico 2013 YRRS
Middle School

16 Have you ever made a plan about how you would kill yourself?		
A. Yes	12.8	(8.8-18.2)
B. No	87.2	(81.8-91.2)
17. Have you ever tried to kill yourself?		
A. Yes	9.5	(6.3-14.0)
B. No	90.5	(86.0-93.7)

Tobacco Use

The next 17 questions ask about tobacco use.

18. Have you ever tried cigarette smoking, even one or two puffs?		
A. Yes	22.7	(15.3-32.2)
B. No	77.3	(67.8-84.7)
19. How old were you when you smoked a whole cigarette for the first time?		
A. I have never smoked a whole cigarette	85.8	(79.0-90.7)
B. 8 years old or younger	0.9	(0.3-2.5)
C. 9 years old	2.5	(1.1-5.6)
D. 10 years old	1.2	(0.4-3.8)
E. 11 years old	2.5	(1.0-6.3)
F. 12 years old	3.5	(1.4-8.5)
G. 13 years old or older	3.5	(1.4-8.2)
20. About how many cigarettes have you smoked in your entire life?		
B. 1 or more puffs but never a whole cigarette	79.8	(71.3-86.3)
C. 1 cigarette	7.4	(4.6-11.6)
D. 2 to 5 cigarettes	3.0	(1.7-5.3)
E. 6 to 15 cigarettes (about ½ a pack total)	6.4	(3.3-12.0)
F. 16 to 25 cigarettes (about 1 pack total)	1.9	(0.7-4.9)
G. 26 to 99 cigarettes (more than 1 pack, but less than 5 packs)	0.7	(0.2-2.8)
H. 100 or more cigarettes (5 or more packs)	0.0	(.-)
A. 0 cigarettes	0.8	(0.2-3.0)
21. During the past 30 days, on how many days did you smoke cigarettes?		
A. 0 days	94.4	(90.0-96.9)
B. 1 or 2 days	2.2	(1.0-4.7)
C. 3 to 5 days	2.4	(1.0-5.7)
D. 6 to 9 days	0.7	(0.1-2.8)
E. 10 to 19 days	0.0	(.-)
F. 20 to 29 days	0.0	(.-)
G. All 30 days	0.4	(0.1-3.1)

LUNA COUNTY-NM
ANDREA RODRIGUEZ, CLERK
201504183
188 of 211
12/10/2015 04:33:56 PM
BY MARIA

26. During the past 30 days, how many times have you seen or heard commercials on TV, the Internet, or on the radio about the dangers of cigarette smoking?

A. 0 times	35.4	(24.8-47.7)
B. 1 to 3 times during the past 30 days	17.9	(12.4-25.1)
C. 1 to 3 times during the past week	10.4	(6.3-16.8)
D. Daily or almost daily	17.9	(12.6-24.9)
E. More than once a day	18.4	(10.8-29.6)

27. During the past 12 months, did you ever try to quit smoking cigarettes?

A. I did not smoke during the past 12 months	88.1	(78.2-93.8)
B. Yes	5.3	(3.2-8.6)
C. No	6.6	(2.9-14.5)

28. During the past 30 days, on how many days did you smoke cigars, cigarillos, or little cigars?

A. 0 days	94.2	(91.2-96.2)
B. 1 or 2 days	3.7	(2.4-5.5)
C. 3 to 5 days	0.7	(0.2-2.7)
D. 6 to 9 days	1.4	(0.3-5.4)
E. 10 to 19 days	0.0	(.-)
F. 20 to 29 days	0.0	(.-)
G. All 30 days	0.0	(.-)

29. During the past 30 days, on how many days did you use chewing tobacco, snuff, or dip, such as Redman, Levi Garrett, Beechnut, Skoal, Skoal Bandits, or Copenhagen?

A. 0 days	96.2	(91.6-98.4)
B. 1 or 2 days	3.4	(1.4-8.1)
C. 3 to 5 days	0.4	(0.1-2.8)
D. 6 to 9 days	0.0	(.-)
E. 10 to 19 days	0.0	(.-)
F. 20 to 29 days	0.0	(.-)
G. All 30 days	0.0	(.-)

30. During the past 7 days, on how many days were you in the same room with someone who was smoking cigarettes?

A. 0 days	72.3	(58.3-83.0)
B. 1 or 2 days	17.2	(11.3-25.3)
C. 3 or 4 days	3.2	(1.6-6.2)
D. 5 or 6 days	0.6	(0.1-2.3)
E. 7 days	6.8	(3.2-13.8)

LUNA COUNTY-NM
ANDREA RODRIGUEZ, CLERK
201504183
190 of 211
12/10/2015 04:33:56 PM
BY MARIA

37. During the past 30 days, on how many days did you have at least one drink of alcohol?

A. 0 days	83.0	(72.6-90.0)
B. 1 or 2 days	13.3	(7.2-23.4)
C. 3 to 5 days	2.4	(1.0-6.0)
D. 6 to 9 days	0.9	(0.2-3.2)
E. 10 to 19 days	0.3	(0.0-2.5)
F. 20 to 29 days	0.0	(.-.)
G. All 30 days	0.0	(.-.)

38. During the past 30 days, on how many days did you have 5 or more drinks of alcohol in a row, that is, within a couple of hours?

A. 0 days	94.0	(89.7-96.6)
B. 1 day	3.6	(2.2-6.0)
C. 2 days	1.7	(0.6-4.6)
D. 3 to 5 days	0.3	(0.0-2.5)
E. 6 to 9 days	0.4	(0.1-2.7)
F. 10 to 19 days	0.0	(.-.)
G. 20 or more days	0.0	(.-.)

39. If you wanted to get some beer, wine, or hard liquor (for example, vodka, whiskey, or gin), how easy would it be for you to get?

A. Very hard	53.7	(42.5-64.6)
B. Sort of hard	16.0	(11.3-22.1)
C. Sort of easy	16.3	(8.3-29.6)
D. Very easy	14.0	(9.6-19.8)

40. How wrong do your parents feel it would be for you to drink alcohol (beer, wine, or hard liquor) regularly?

A. Very wrong	74.5	(64.9-82.2)
B. Wrong	16.2	(9.7-25.8)
C. A little bit wrong	8.8	(2.9-23.6)
D. Not wrong at all	0.5	(0.1-2.0)

41. How wrong do you think it is for someone your age to drink alcohol (beer, wine, or hard liquor) regularly?

A. Very wrong	66.7	(54.0-77.4)
B. Wrong	19.3	(12.4-28.7)
C. A little bit wrong	11.6	(6.8-19.3)
D. Not wrong at all	2.4	(1.1-5.2)

LUNA COUNTY-NM
ANDREA RODRIGUEZ, CLERK
201504183
192 of 211
12/10/2015 04:33:56 PM
BY MARIA

48. Have you ever sniffed glue, or breathed the contents of spray cans, or inhaled any paints or sprays to get high?		
A. Yes	10.7	(6.4-17.1)
B. No	89.3	(82.9-93.6)
49. Have you ever taken a prescription drug (such as OxyContin, Percocet, Vicodin, codeine, Adderall, Ritalin, or Xanax) without a doctor's prescription?		
A. Yes	6.3	(4.6-8.5)
B. No	93.7	(91.5-95.4)
50. Have you ever used a pain killer to get high, like Vicodin, OxyContin (also called Oxy or OC), or Percocet (also called Percs)?		
A. Yes	2.9	(0.9-8.8)
B. No	97.1	(91.2-99.1)
51. Have you ever used a needle to inject any illegal drug into your body?		
A. Yes	0.3	(0.0-2.1)
B. No	99.7	(97.9-100.0)

Sexual Behavior

The next 4 questions ask about sexual intercourse.

52. Have you ever had sexual intercourse?		
A. Yes	10.2	(6.5-15.7)
B. No	89.8	(84.3-93.5)
53. How old were you when you had sexual intercourse for the first time?		
A. I have never had sexual intercourse	90.1	(84.8-93.7)
B. 8 years old or younger	0.6	(0.1-2.6)
C. 9 years old	0.6	(0.1-3.9)
D. 10 years old	0.3	(0.0-2.0)
E. 11 years old	1.7	(0.7-3.9)
F. 12 years old	2.6	(1.1-6.1)
G. 13 years old or older	4.1	(2.2-7.6)
54. With how many people have you ever had sexual intercourse?		
A. I have never had sexual intercourse	89.7	(84.2-93.5)
B. 1 person	4.1	(2.0-8.6)
C. 2 people	2.0	(0.7-5.5)
D. 3 people	1.5	(0.4-5.6)
E. 4 people	1.4	(0.3-5.4)
F. 5 people	0.3	(0.0-2.6)
G. 6 or more people	1.0	(0.3-3.0)

LUNA COUNTY-NM
ANDREA RODRIGUEZ, CLERK
201504183
194 of 211
12/10/2015 04:33:56 PM
BY MARIA

Breakfast

The next question asks about eating breakfast.

60. During the past 7 days, on how many days did you eat breakfast?

A. 0 days	13.9	(8.8-21.3)
B. 1 day	6.5	(4.8-8.7)
C. 2 days	5.0	(2.8-8.9)
D. 3 days	3.5	(2.0-6.1)
E. 4 days	5.9	(3.9-9.0)
F. 5 days	11.3	(7.1-17.6)
G. 6 days	7.7	(5.0-11.7)
H. 7 days	46.1	(36.7-55.9)

Physical Activity

The next 5 questions ask about physical activity.

61. During the past 7 days, on how many days were you physically active for a total of at least 60 minutes per day? (Add up all the time you spent in any kind of physical activity that increased your heart rate and made you breathe hard some of the time.)

A. 0 days	18.6	(12.5-26.6)
B. 1 day	4.7	(2.0-10.8)
C. 2 days	6.7	(3.6-12.0)
D. 3 days	10.0	(6.5-15.2)
E. 4 days	13.2	(7.3-22.8)
F. 5 days	11.5	(8.2-16.0)
G. 6 days	4.9	(3.3-7.2)
H. 7 days	30.4	(22.2-40.0)

62. On an average school day, how many hours do you watch TV?

A. I do not watch TV on an average school day	14.5	(9.7-21.2)
B. Less than 1 hour per day	17.7	(12.7-24.2)
C. 1 hour per day	13.6	(9.6-19.0)
D. 2 hours per day	21.2	(16.4-26.9)
E. 3 hours per day	12.3	(8.4-17.5)
F. 4 hours per day	9.2	(5.4-15.3)
G. 5 or more hours per day	11.5	(8.1-15.9)

LUNA COUNTY-NM
ANDREA RODRIGUEZ, CLERK
201504183
196 of 211
12/10/2015 04:33:56 PM
BY MARIA

Health-Related Topics

The next 3 questions ask about other health-related topics.

66. Have you ever been taught about AIDS or HIV infection in school?		
A. Yes	27.9	(22.3-34.4)
B. No	47.7	(38.7-56.8)
C. Not sure	24.4	(17.7-32.6)
67. Has a doctor or nurse ever told you that you have asthma?		
A. Yes	14.2	(8.5-22.8)
B. No	78.8	(68.3-86.5)
C. Not sure	7.0	(3.9-12.2)
68. Do you have enough food to eat, sometimes not enough to eat, or often not enough to eat?		
A. Enough food to eat	82.1	(76.2-86.7)
B. Sometimes not enough to eat	14.7	(10.9-19.6)
C. Often not enough to eat	3.2	(1.6-6.5)

Resiliency Factors

How true do you feel the following 7 statements are for you?

69. My friends get into a lot of trouble.		
A. Not true at all	23.6	(16.3-32.9)
B. A little true	49.0	(41.6-56.4)
C. Pretty much true	15.9	(12.6-19.8)
D. Very much true	11.5	(7.0-18.4)
70. I have a friend about my own age who really cares about me.		
A. Not true at all	8.1	(4.9-13.0)
B. A little true	19.9	(16.3-24.0)
C. Pretty much true	24.7	(17.7-33.4)
D. Very much true	47.3	(36.3-58.5)
71. Outside of my home and school, there is an adult who really cares about me.		
A. Not true at all	4.5	(1.5-12.3)
B. A little true	7.2	(4.0-12.7)
C. Pretty much true	16.1	(11.7-21.8)
D. Very much true	72.2	(63.9-79.2)

LUNA COUNTY-NM
ANDREA RODRIGUEZ, CLERK
201504183
198 of 211
12/10/2015 04:33:56 PM
BY MARIA

Appendix B About this Report

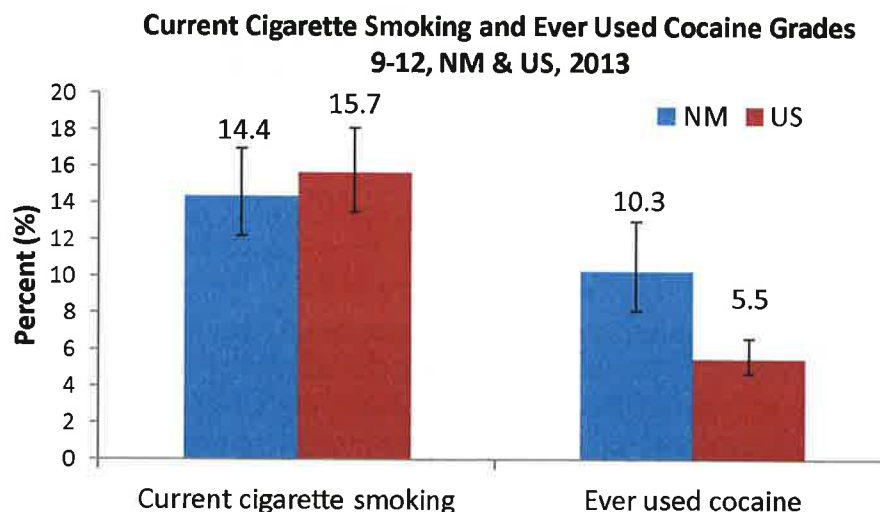
LUNA COUNTY-NM
ANDREA RODRIGUEZ, CLERK
201504183
200 of 211
12/10/2015 04:33:56 PM
BY MARIA

Understanding the Charts - and A Word about Error Bars

The bar charts in this report present the percentage of students who reported engaging in any given risk behavior or who reported having any given protective factor. The height of the bars conveys the percentage of students reporting each trait, and provides a quick visual comparison between different groups of students reporting that trait. A label for each bar presents the actual percentage of students who reported each trait. For instance, the chart on page 17, Unintentional Injury, shows that 5.7% of students in New Mexico rarely or never wore seatbelts, while 7.5% of students in Luna County rarely or never wore seatbelts.

Because of the high cost and logistical complications involved in conducting a statewide survey, the YRRS was administered to a sample of students, rather than to every single student in each school district. Because YRRS data are from a **sample** of students, and not the entire student body, the results in this report are **estimates**. As with all estimates, there is some uncertainty associated with each of these results. On the charts in this report, this degree of uncertainty is represented by an error bar (or confidence interval). The error bar is the thin 'I' shaped line that extends above and below the end of each bar in a chart. One of the major influences on the size of the confidence interval or error bar is the number of participants in the survey. In general, this means that with more students participating in the survey, there will be a higher degree of confidence in the results (i.e., error bars will be smaller).

The proper interpretation of an error bar can be illustrated by looking at the chart below. This chart compares the New Mexico high school prevalence of cigarette smoking and cocaine use to the United States prevalence for 2013. The chart shows that the prevalence of current cigarette smoking was 14.4% for New Mexico and 15.7% for the United States. The error bar for the estimate of current smoking among New Mexico students extends a little more than 2 percentage points in either direction, from 12.2% to 16.8%. This means that we are confident that the actual percentage of smokers in this group of students was between 12.2% and 16.8%. The error bar for the estimate of current smoking in the US also extends more than 2 percentage points in either direction, so we are confident that the actual percentage of smokers among this group was between 13.5% and 18.1%.



Risk Behavior and Resiliency/Protective Factor DefinitionsPersonal Safety (Injury, Violence, and Bullying)

Rarely or never wore a bike helmet

Of those who rode a bicycle, answered 'Never' or 'Rarely' to the question, *When you ride a bicycle, how often do you wear a helmet?*

Rarely or never wore a seatbelt

Answered 'Never' or 'Rarely' to the question, *How often do you wear a seat belt when riding in a car?*

Ever carried a weapon

Answered 'Yes' to the question, *Have you ever carried a weapon, such as a gun, knife, or club?*

Ever been in a physical fight

Answered 'Yes' to the question, *Have you ever been in a physical fight?*

Ever bullied on school property

Answered 'Yes' to the question, *Have you ever been bullied on school property?*

Ever bullied electronically

Answered 'Yes' to the question, *Have you ever been electronically bullied? (Include being bullied through e-mail, chat rooms, instant messaging, Web sites, or texting.)*Mental Health

Ever seriously thought about killing self

Answered 'Yes' to the question, *Have you ever seriously thought about killing yourself?*

Ever planned to kill self

Answered 'Yes' to the question, *Have you ever made a plan about how you would kill yourself?*

Ever tried to kill self

Answered 'Yes' to the question, *Have you ever tried to kill yourself?*Tobacco Use

Ever smoked cigarettes

Answered 'Yes' to the question, *Have you ever tried cigarette smoking, even one or two puffs?*

First smoked a cigarette before age 11

Answered '10 years old' or younger to the question, *How old were you when you smoked a whole cigarette for the first time?*

Smoked at least one whole cigarette in life

Answered '1 cigarette' or more to the question, *About how many cigarettes have you smoked in your entire life?*

Current cigarette smoking (Smoked cigarettes at least once in the past 30 days)

Answered '1 or 2 days' or more to the question, *During the past 30 days, on how many days did you smoke cigarettes?*

Non-smoker

Answered '0 days' to the question, *During the past 30 days, on how many days did you smoke cigarettes?*

Frequent cigarette smoking

Answered '20 to 29 days' or more to the question, *During the past 30 days, on how many days did you smoke cigarettes?*

I think regular alcohol use by people my age is very wrong

Answered 'Very wrong' or 'Wrong' to the question, *How wrong do you think it is for someone your age to drink alcohol (beer, wine, or hard liquor) regularly?*

People face great risk from daily alcohol use

Answered *great risk* to the question, *How much do you think people risk harming themselves (physically or in other ways) if they have one or two*

Ever rode in a car with a drinking driver

Answered 'Yes' to the question, *Have you ever ridden in a car driven by someone who had been drinking alcohol?*

Drug use

Ever used marijuana

Answered 'Yes' to the question, *Have you ever used marijuana?*

First used marijuana before age 11

Answered '10 years old' or younger to the question, *How old were you when you tried marijuana for the first time?*

Current marijuana use

Answered '1 or 2 times' or more to the question, *During the past 30 days, how many times did you use marijuana?*

Ever used a prescription drug without a doctor's prescription

Answered 'Yes' to the question, *Have you ever taken a prescription drug (such as OxyContin, Percocet, Vicodin, codeine, Adderall, Ritalin, or Xanax) without a doctor's prescription?*

Ever used a painkiller to get high

Answered 'Yes' to the question, *Have you ever used a pain killer to get high, like Vicodin, OxyContin (also called Oxy or OC), or Percocet (also called Percs)?*

Ever used cocaine

Answered 'Yes' to the question, *Have you ever used any form of cocaine, including powder, crack, or freebase?*

Ever used inhalants

Answered 'Yes' to the question, *Have you ever sniffed glue, or breathed the contents of spray cans, or inhaled any paints or sprays to get high?*

Ever used illegal injection drugs

Answered 'Yes' to the question, *Have you ever used a needle to inject any illegal drug into your body?*

Sexual Activity

Ever had sexual intercourse

Answered 'Yes' to the question, *Have you ever had sexual intercourse?*

Had sexual intercourse before age 11

Answered '10 years old' or younger to the question, *How old were you when you had sexual intercourse for the first time?*

Had sexual intercourse with three or more people in lifetime

Answered '3 people' or more to the question, *With how many people have you ever had sexual intercourse?*

Used a condom (among those who ever had sexual intercourse)

Answered 'Yes' to the question, *The last time you had sexual intercourse, did you or your partner use a condom?*

- among those who -

Answered 'Yes' to the question, *Have you ever had sexual intercourse?*



LUNA COUNTY-NM
ANDREA RODRIGUEZ, CLERK
201504183
208 of 211
12/10/2015 04:33:56 PM
BY MARIA



UNDERAGE DRINKING IN NEW MEXICO

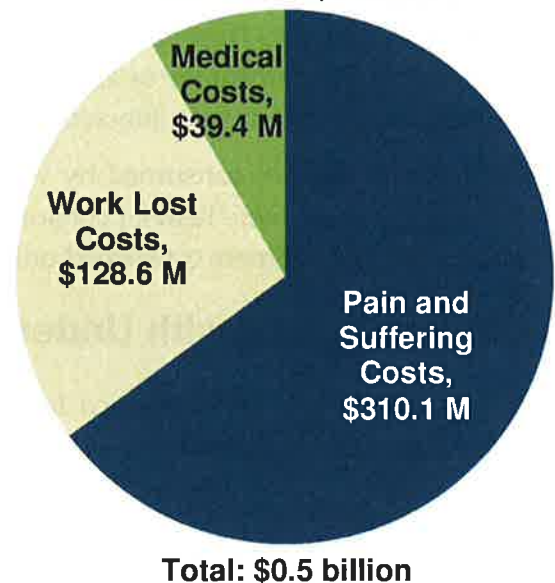
The Facts

Tragic health, social, and economic problems result from the use of alcohol by youth. Underage drinking is a causal factor in a host of serious problems, including homicide, suicide, traumatic injury, drowning, burns, violent and property crime, high-risk sex, fetal alcohol syndrome, alcohol poisoning, and the need for treatment of alcohol abuse and dependence.

Problems and Costs Associated with Underage Drinking in New Mexico

In 2013, underage drinking cost the citizens of New Mexico \$0.5 billion. These costs include medical care, work loss, and pain and suffering associated with the multiple problems resulting from the use of alcohol by youth.¹ This translates to \$2,376 per year for each youth in the state or \$5.02 per drink consumed underage. Excluding pain and suffering from these costs, tangible costs of underage drinking including medical care, criminal justice, property damage, and loss of work in New Mexico totaled \$167.91 million each year or \$1.76 per drink. In contrast, a drink in New Mexico retails for \$0.86.

**Costs of Underage Drinking
New Mexico, 2013 \$**



**Costs of Underage Drinking by Problem,
New Mexico, 2013 \$**

Problem	Total Costs (in millions)
Youth violence	\$253.0
Youth traffic crashes	\$102.8
High-risk sex, Ages 14–20 years	\$30.5
Property and public order crime	\$1.8
Youth injury	\$28.4
Poisonings and psychoses	\$3.8
Fetal alcohol syndrome among mothers aged 15–20 years	\$13.9
Youth alcohol treatment	\$4.0
Total	\$478.2 (e.g. \$0.5 B)

Youth violence (homicide, suicide, aggravated assault) and traffic crashes attributable to alcohol use by underage youth in New Mexico represent the largest costs for the state. However, a host of other problems contribute substantially to the overall cost. Among teen mothers, fetal alcohol syndrome alone costs New Mexico \$14 million.

In 2012, 95 youth aged 12 to 20 years were admitted for alcohol treatment in New Mexico, accounting for 5% of all treatment admissions for alcohol abuse in the state.² Young people who begin drinking before age 15 are four times more likely to develop alcohol dependence and are two and a half times more likely to become

³ Grant, B.F., & Dawson, D.A. (1997). Age at onset of alcohol use and its association with DSM-IV alcohol abuse and dependence: Results from the National Longitudinal Alcohol Epidemiologic Survey. *Journal of Substance Abuse* 9: 103-110.

⁴ Centers for Disease Control (CDC). (2013). Youth Risk Behavior Surveillance System (YRBSS). Available [Online]: <http://nccd.cdc.gov/youthonline/App/Default.aspx>. Or an equivalent state data system.

⁵ Lifetime use was based on imputation using YRBS state reports.

LUNA COUNTY-NM
ANDREA RODRIGUEZ, CLERK
201504183
211 of 211
12/10/2015 04:33:56 PM
BY MARIA