



Village/Town of Mount Kisco

FY 2021-2022 Budget Presentation

Edward W. Brancati, Village Manager

March 22, 2021

Village/Town of Mount Kisco





Budget Comparison by Fund

Current Budget vs. Proposed Budget

Fund	FY 2020/21 Adopted	FY 2021/22 Proposed	Dollar Change	Pct. Change
General	\$23,303,674	\$23,724,630	\$420,956	1.81%
Library	\$1,974,359	\$1,978,571	\$4,212	0.21%
Water	\$4,813,667	\$5,392,445	\$578,778	12%
Sewer	\$1,019,307	\$1,099,067	\$79,760	7.82%





Tax Impact for Single-family Home

- Single family home with a market value of \$457,500 and an assessed value of \$36,000 = an increase of \$47.31.
- Total Village tax bill = \$3,831.77.





2% Tax Cap Legislation

- The Tax Cap is the limit set by the NYS Comptroller on the annual growth of real property taxes levied by local government as a calculated percentage or rate of inflation, whichever is less.
- The calculated tax cap for villages with a June 1, 2021 fiscal year is 1.31% due to a rate of inflation less than 2%.
- The Tax Levy calculation applies to all property taxes that support local government operations including those levied for special improvement districts.





2% Tax Cap Calculation

TAX CAP CALCULATION FY 2021-2022			
Amount raised by taxes - FY 2020-21		\$15,387,377	
plus Shoppers Park Special Assessment		\$40,000	
Real Property Tax Levy FY 2020-21		\$15,427,377	
Growth Factor		1.0048	
plus PILOTS receivable prior year (2020-21)		\$155,000	
Allowable Tax Cap Growth Factor		1.0131	
less PILOTS receivable in coming year (2022)		(\$160,000)	
*plus available carry over from FY 2020-21		\$0	
Tax Levy Limit For FY 2021-22		\$15,701,528	
Amount proposed to be raised by taxes - FY 2021-22		\$15,561,409	
plus Shoppers Park Special Assessment		\$40,000	
Proposed Real Property Tax Levy FY 2021-22		\$15,601,409	
Difference Between Tax Levy Limit and Proposed Levy		\$100,119	





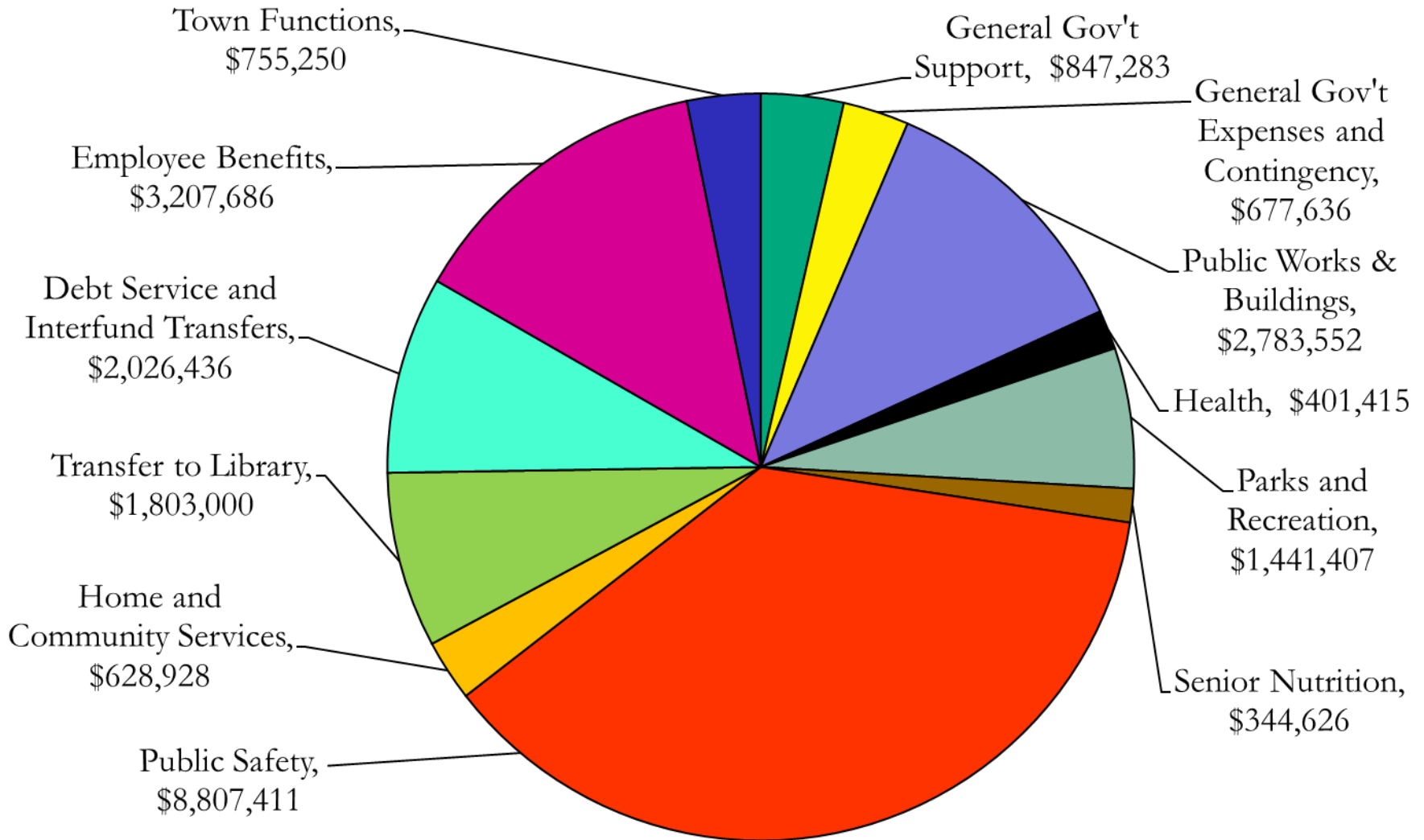
General Fund Budget Summary

• Appropriations	\$23,724,630	(+1.81%)
• Non-real property tax revenues	\$7,590,793	(0.89%)
• Fund Balance, Tax Stabilization, Debt Service, and Special Assessment	\$572,498	(+45.93%)
• Tax Levy:	\$15,561,339	(+1.13%)
• Decrease in Taxable Value	-\$172,709	(-0.12%)
• Village Tax Rate	\$106.4381	(+1.25%)

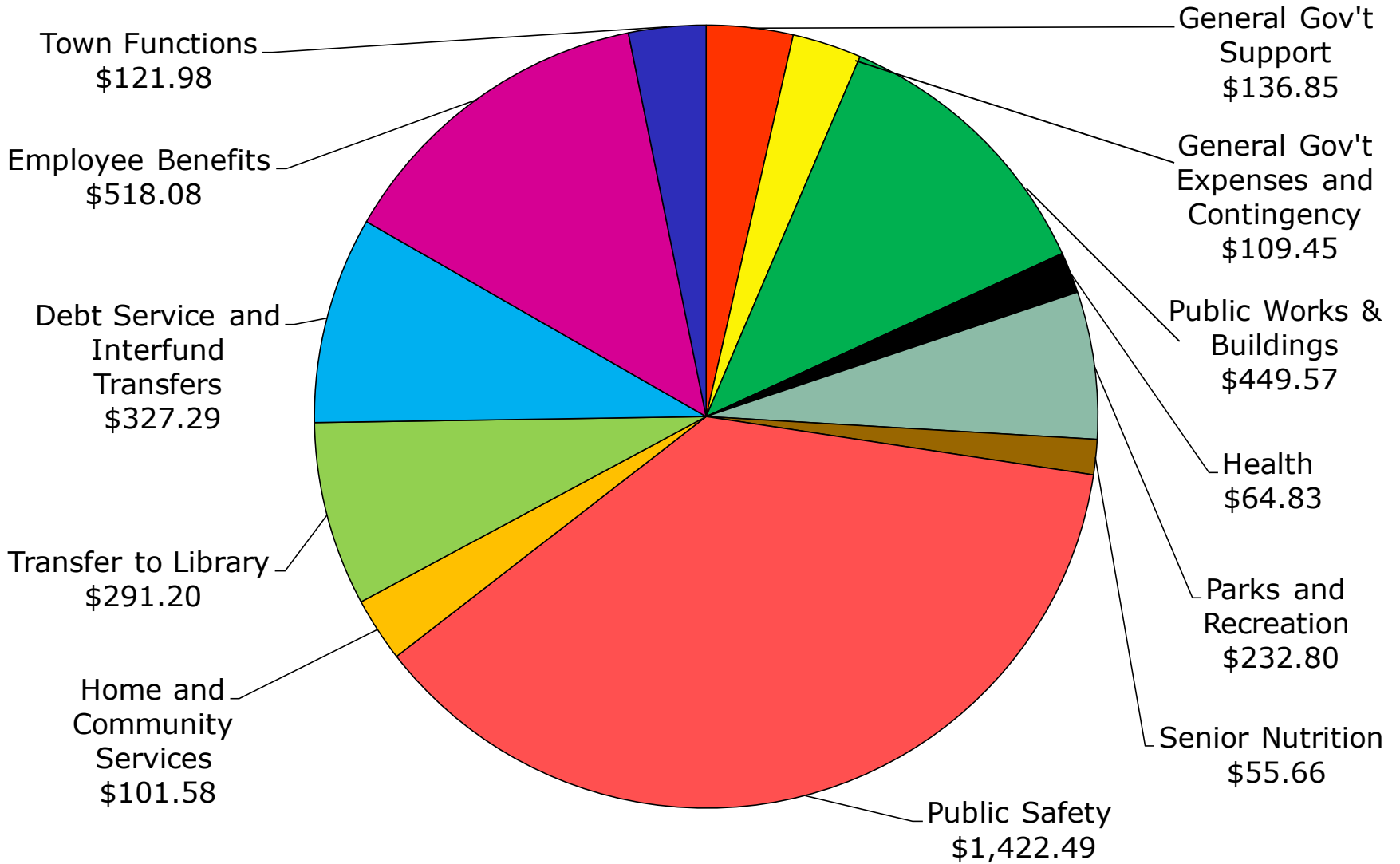
Village/Town of Mount Kisco



General Fund - Gross Appropriations

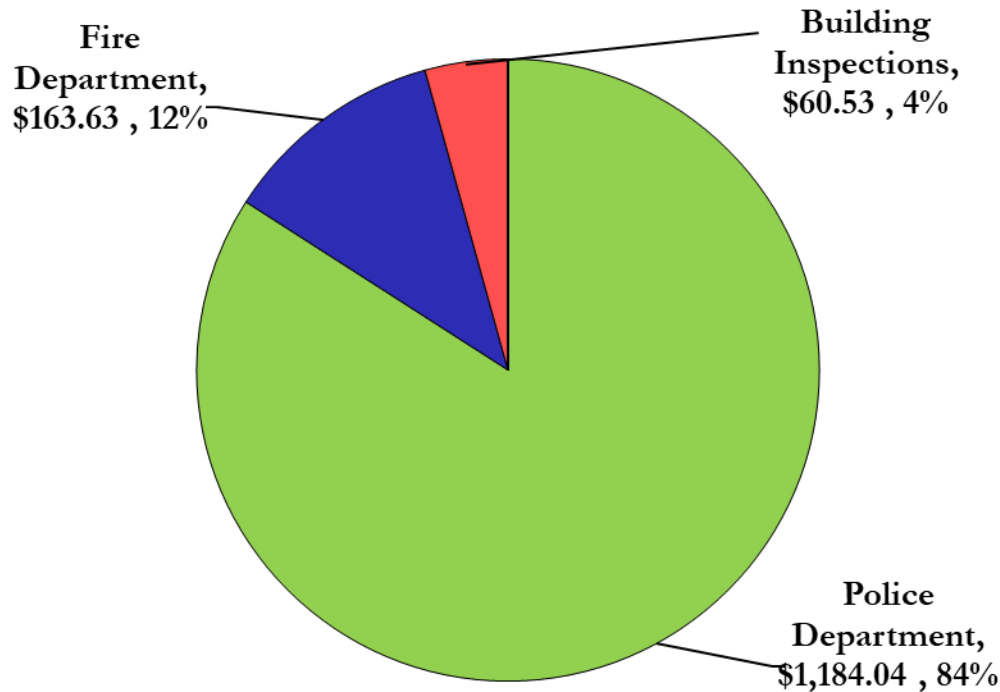


General Fund Apportionment—Average Tax Bill





Public Safety – Average Tax Bill

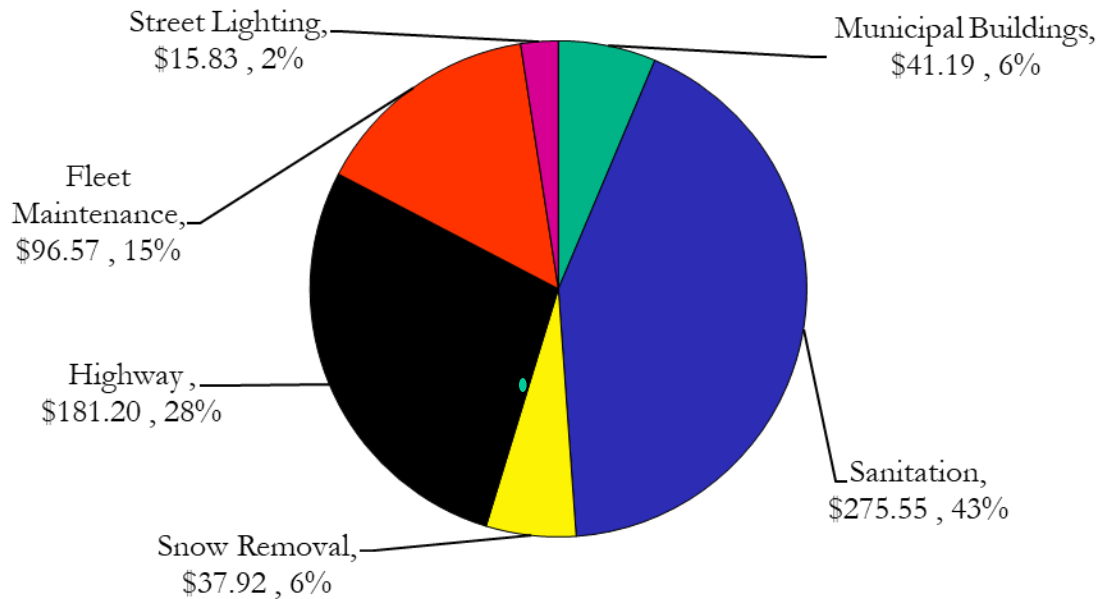


Total Public Safety (Including Benefits, Debt)	\$10,775,097
Less Non-Tax Revenues	\$1,815,360
Net Expenses	\$8,959,737
Public Safety Net Tax	Dollars
	\$1,408.20





Public Works – Average Tax Bill

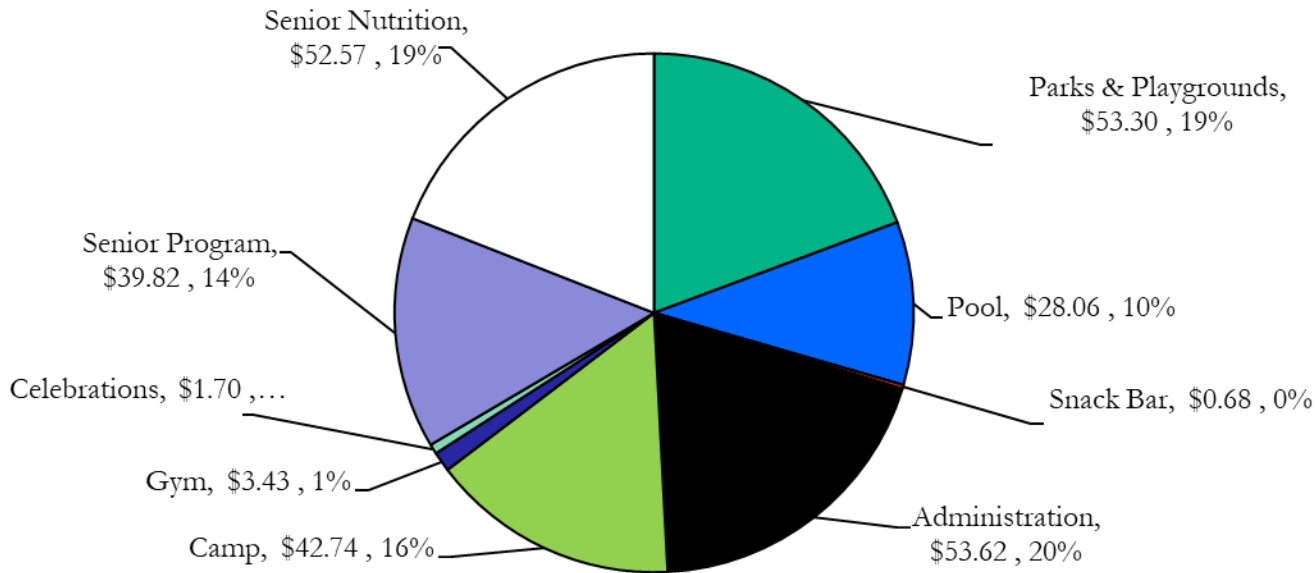


Total Public Works (Including Benefits)	\$4,049,185
Less Non- Tax Revenues	\$55,500
Net Expenses	\$3,993,685
Public Works Net Tax	Dollars
	\$648.26





Recreation – Average Tax Bill



Total Parks and Recreation (including benefits)	\$2,339,092
Less Revenues	\$630,800
Net Parks and Recreation	\$1,708,292
Net Tax Dollar	\$275.92





Water Rate

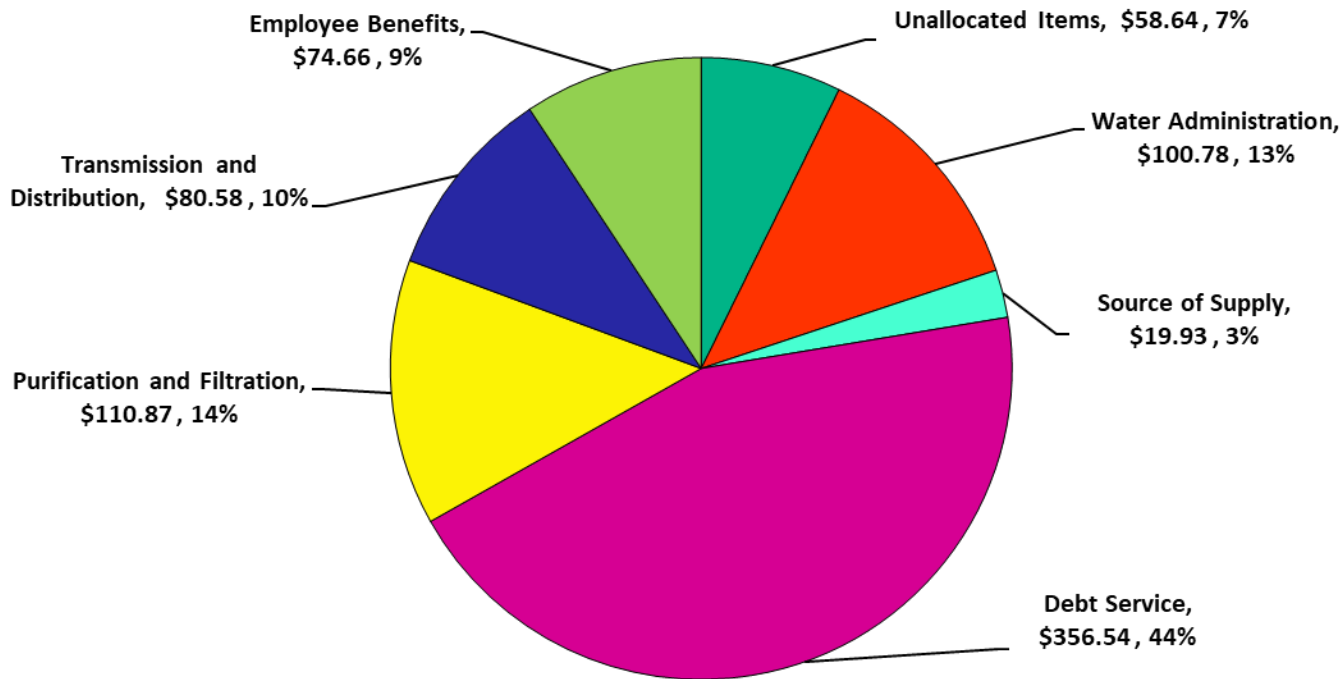
- No Increase in
Water Rates...

For the 6th Year in a Row





Water Fund – Average Annual Water Bill - \$802.00





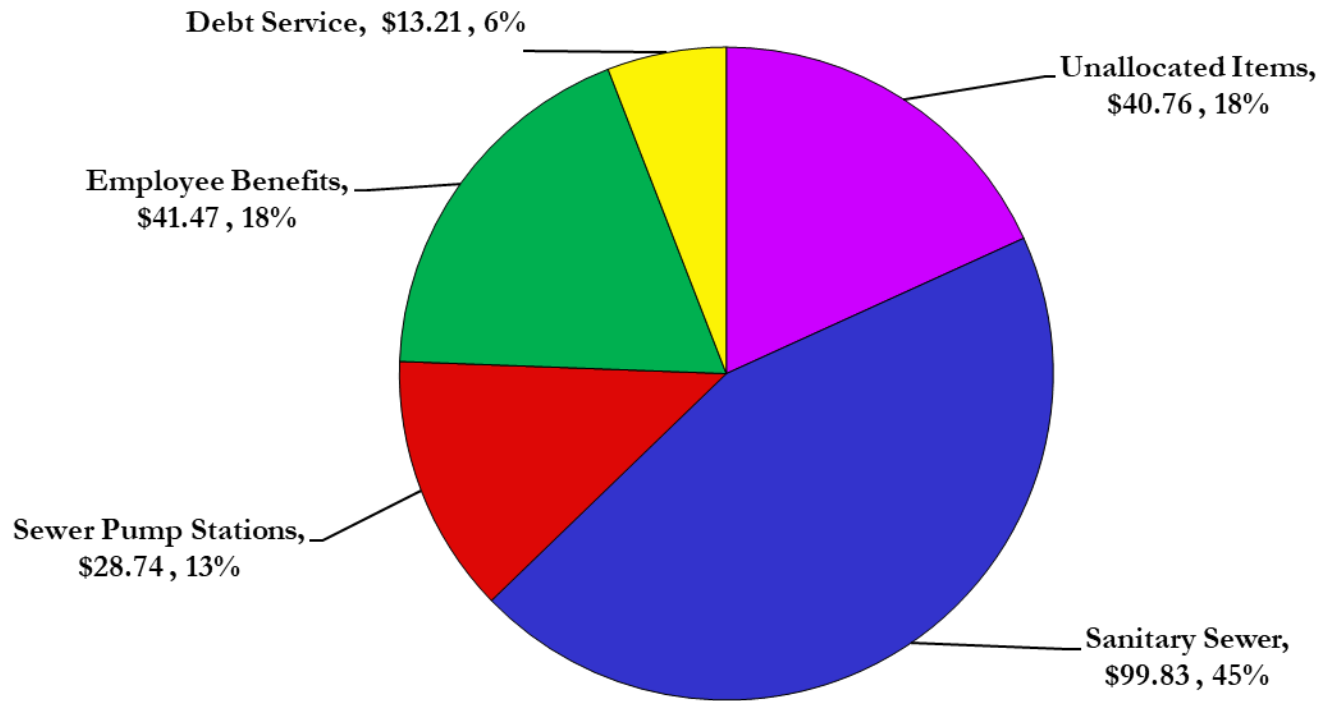
Sewer Rate

- The Sewer Fund remains tight and there are infrastructure needs that will need to be undertaken to improve and ensure the long-term viability of the system.
- This budget proposes to increase all sewer rates by \$2.00.
- A home that uses 2,500 cubic feet (18,701 gallons) per quarter would experience an annual increase of \$20.00 in sewer charges or an average annual bill of \$244.00.





Sewer Fund – Average Annual Sewer Bill - \$244.00





Planned Capital Improvements – General

- Fire Department Building Improvements - \$4,250,000
- Preston Way Bridge Improvements - \$3,600,000*
- Paving & Sidewalk Projects - \$525,000
- Streetscape Improvements - \$1,500,000
- Senior Center Improvements - \$850,000**
- Vehicle Replacement - \$230,000
- Village Hall Improvements - \$635,000***
- Main Pool Relining - \$250,000

*Utilizing \$1,900,000 in Bridge NY funds awarded to the Village.

**The Village is seeking CDBG funds for this project.

***The Village was awarded \$100,000, plus an additional \$200,000 in CDBG funds, and \$100,000 in SAM funds for this project.

Village/Town of Mount Kisco





Capital Program Improvements- Water

- Byram Lake Water Main Replacement - \$2,500,000*
- Byram Lake Filtration Plant Upgrades - \$750,000*
- Leonard Park Wells Project - \$250,000*
- Byram Lake Dam Upgrades - \$500,000
- Water Building Upgrades - \$500,000
- Leonard Street Water Main Replacement - \$400,000

*The Village received \$3,000,000 in WIIA funds towards these projects.





Capital Program Improvements- Sewer

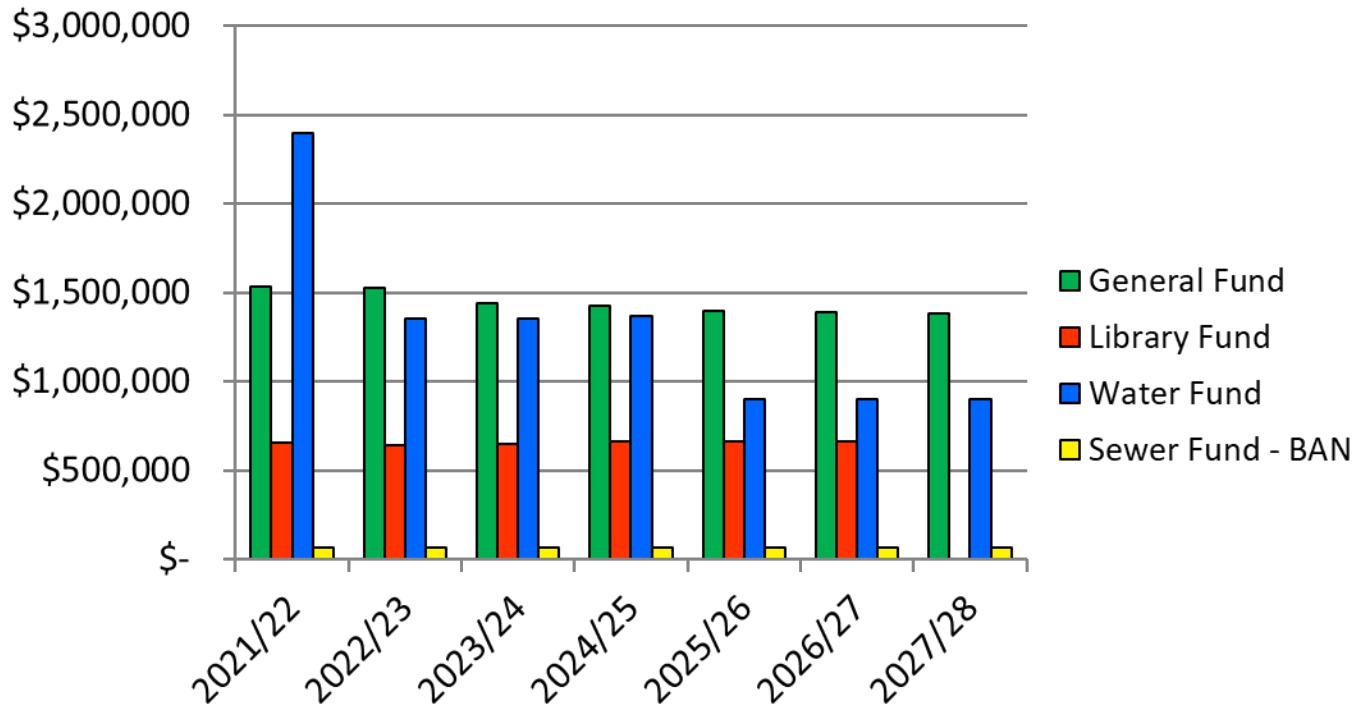
- Saw Mill Sewer Pump Station – \$3,625,000*
(upgrade based on engineering report)
- Branch Brook Sewer Line - Phase 1 - \$1,925,000*
(Phase 2 scheduled FY22/23 - \$2,025,000)*

*The Village received \$2,375,000 in WIIA funds towards these projects.



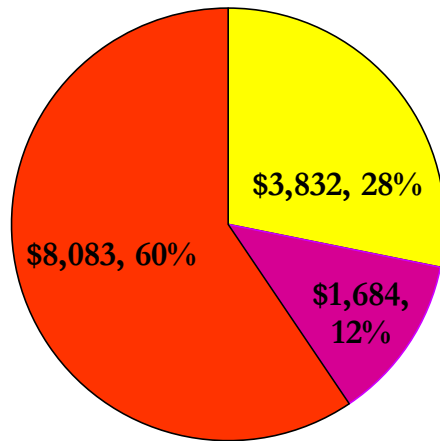


Village Annual Debt Service Obligations





2021-22 Total Tax Burden Distribution



Based on \$457,500 Market Value

- Village and Town \$3,832
- County \$1,684
- School \$8,083



Village/Town of Mount Kisco



Additional Budget Details

- The budget can be viewed online at www.mountkisco.ny.gov (Finance page)
- Final budget must be adopted by May 1, 2021

