



City of Sandusky Fire Department

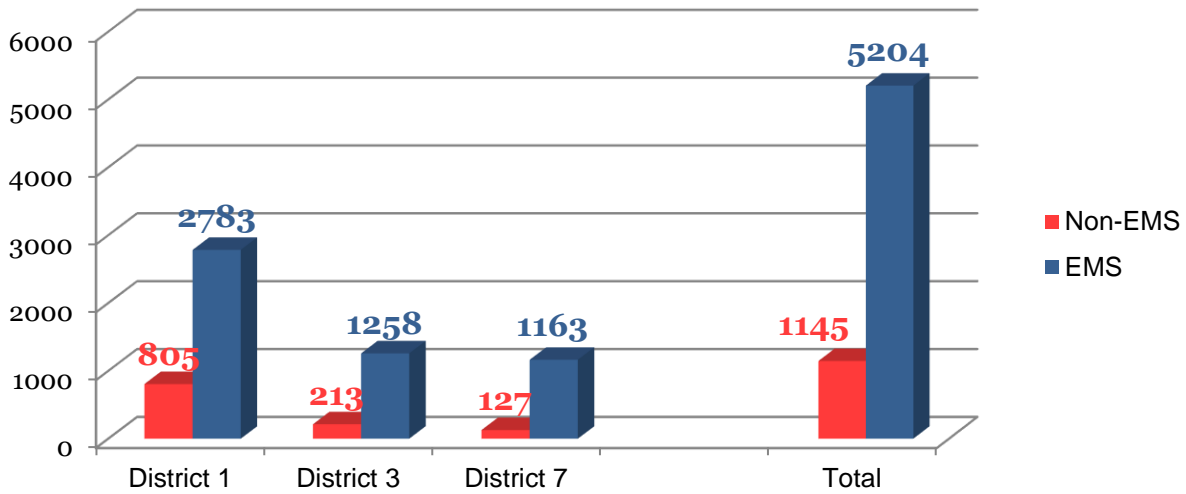
Annual Report

2020



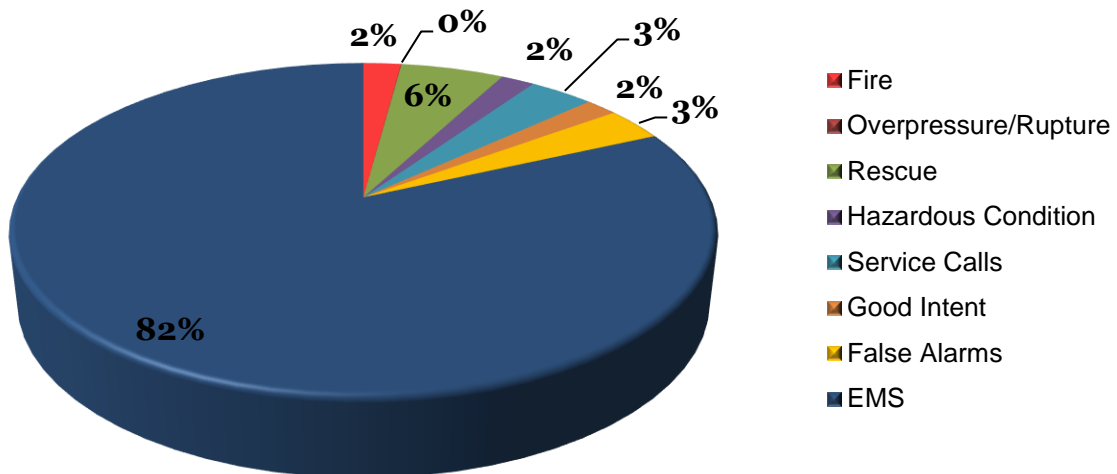


Operational Reports generated for the Year 2020



There were 6349 operational reports generated for the year 2020. 57% of all reports were for District 1. Reports for District 3 and District 7 were 23% and 20% respectively.

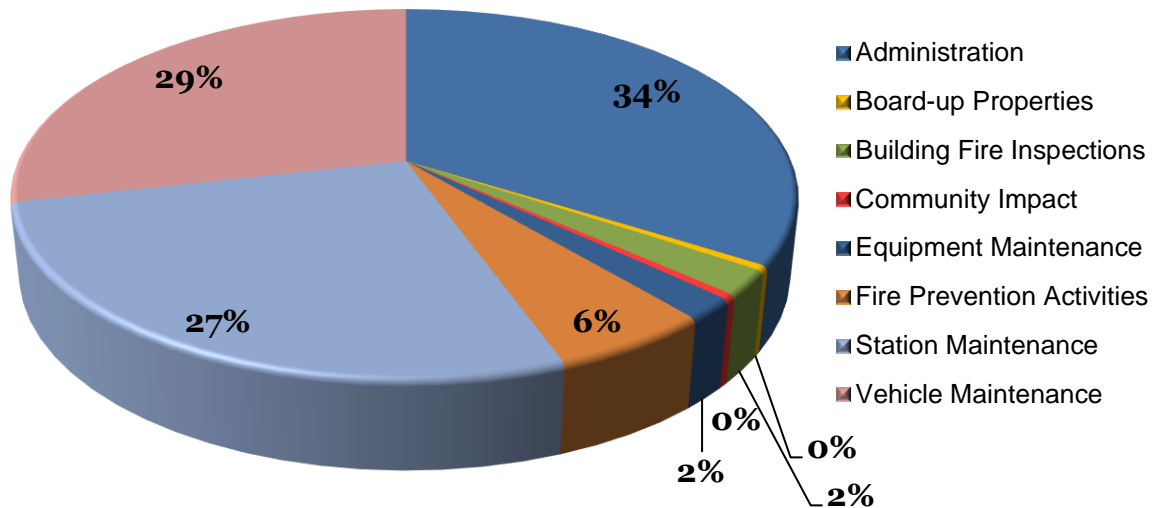
Incident Type



EMS related calls continue to be the highest requested service at 81%. There were 131 fires reported in 2020. False alarms represented 3% of all emergent activity. There was an estimated \$822,000.00 fire loss in the year 2020.

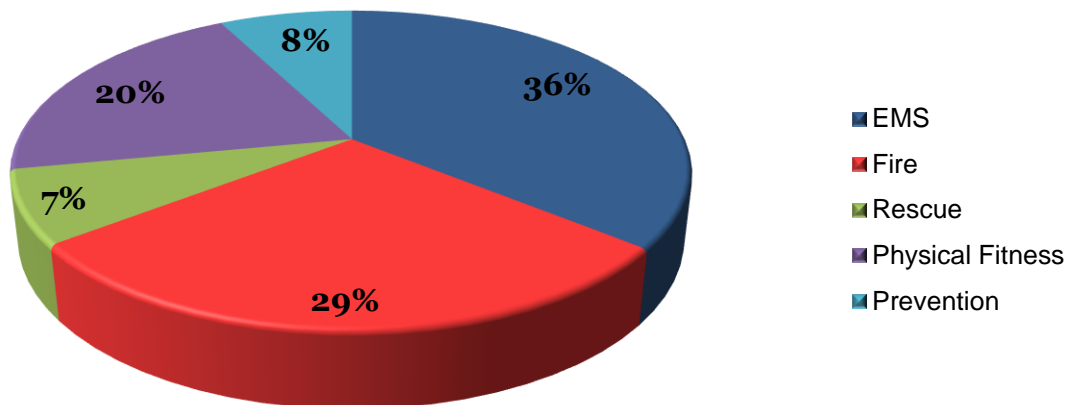


Annual Staff Activity



Vehicle maintenance, administration, station maintenance comprised the majority of staff activities in 2020. Community impact events and Fire prevention activities were limited due to the global pandemic of COVID 19.

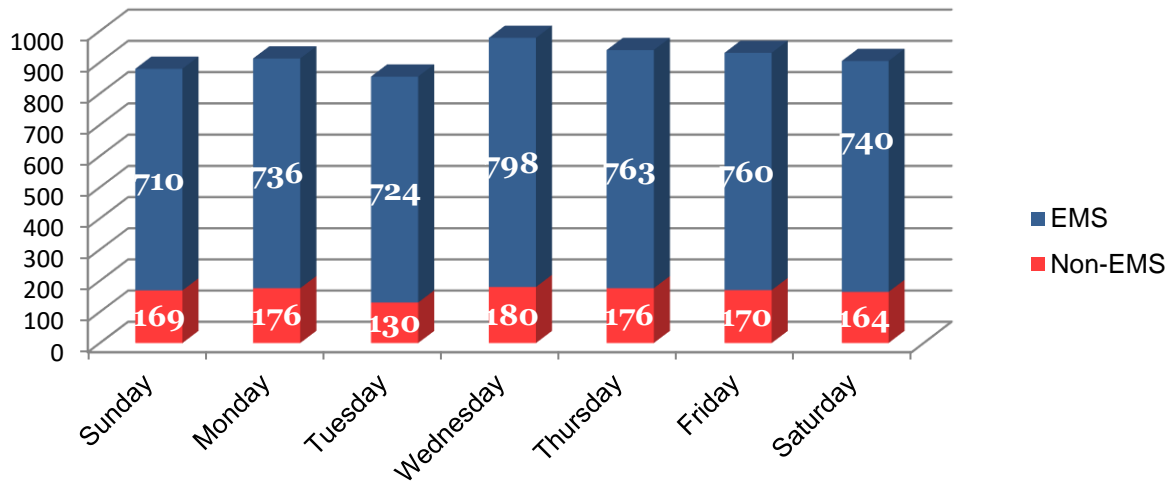
Training Analysis



Fire & EMS comprised 64% of the total training hours for 2020, while Physical Fitness comprised 20% of the training hours.



Responses By Day-Of-Week



Average Daily Staffing:

The Sandusky Fire Department maintained a regularly scheduled average daily staffing level of 10 Firefighters in the year 2020. Any Drop below 10 Firefighters per day is supplemented with voluntary overtime call-in of off duty personnel.

Mutual Aid:

The Sandusky Fire Department provided mutual aid 8 times while receiving mutual aid 7 times. SFD also provided automatic aid 10 times while receiving automatic aid 23 times in the year 2020.

Respectfully Submitted,

**Jim Green,
Interim Fire Chief**