



**SANDUSKY CITY COMMISSION
REGULAR SESSION AGENDA (**REVISED**)
AUGUST 9, 2021 AT 5 P.M.
CITY HALL, 240 COLUMBUS AVENUE**

INVOCATION	Mike Meinzer
PLEDGE OF ALLEGIANCE	
CALL TO ORDER	
ROLL CALL	B. Harris, D. Murray, D. Brady, N. Twine, M. Meinzer & D. Waddington, W. Poole
APPROVAL OF MINUTES	July 26, 2021
AUDIENCE PARTICIPATION	
PROCLAMATION	Drive Sober or Get Pulled Over campaign
COMMUNICATIONS	Motion to accept all communications submitted below
CURRENT BUSINESS	

REGULAR AGENDA ITEMS

ITEM #1 – Submitted by Jason Werling, Recreation Superintendent

EXTEND LEASE AGREEMENT WITH STEVE & TAMMY HAMMER D.B.A. SANDUSKY BAIT COMPANY FOR RETAIL BUSINESS AT THE SHELBY STREET BOAT RAMP LAUNCH FACILITY BUILDING

Budgetary Information: The Sandusky Bait Company will continue to pay the rental fee income of \$100 per month during the peak season and \$50 per month during the off-season through the end of 2021.

ORDINANCE NO. _____: It is requested an ordinance be passed authorizing and directing the City Manager to enter into a First Amendment to the Agreement with Steve and Tammy Hammer (d.b.a. Sandusky Bait Company) for the operation of a retail business for the sale of bait and tackle, convenience items, food, beverages, and fishing equipment and supplies at the building located at the Shelby Street Boat Launch Ramp Facility to extend the term through December 31, 2021; and declaring that this ordinance shall take immediate effect in accordance with Section 14 of the City Charter.

ITEM #2 – Submitted by Josh Snyder, Public Works Engineer

AWARD CONTRACT TO PRECISION PAVING, INC. FOR THE 2021 CDBG STREET REHABILITATION PROJECT

Budgetary Information: The total construction cost of the project based on bids is \$267,215.57, and shall be paid for using Federal Community Development Block Grant funds.

ORDINANCE NO. _____: It is requested an ordinance be passed authorizing and directing the City Manager to enter into a contract with Precision Paving, Inc. of Milan, Ohio, for the 2021 Community Development Block Grant (CDBG) Street Rehabilitation Project; and declaring that this ordinance shall take immediate effect in accordance with Section 14 of the City Charter.

ITEM #3 – Submitted by Aaron Klein, Public Works Director

PERMISSION TO BID THE CEDAR POINT CAUSEWAY WETLAND PROJECT – PHASE 1, PROJECT 1, RELATED TO THE SANDUSKY BAY INITIATIVE

Budgetary Information: The engineer's estimate for this first project is \$3,716,000 and will be paid with grant funds received from the Ohio Department of Natural Resources in cooperation with the Ohio Environmental Protection Agency. The remaining funds from the \$4,029,500 grant will be used for construction inspection and change orders. No City funding will be incorporated into this project.

RESOLUTION NO. _____: It is requested a resolution be passed declaring the necessity for the City to proceed with the proposed Cedar Point Causeway Wetland Project – Phase 1, Project 1, and relating to the Sandusky Bay Initiative; approving the specifications and engineer's estimate of cost thereof; and directing the City Manager to advertise for and receive bids in relation thereto; and declaring that this resolution shall take immediate effect in accordance with Section 14 of the City Charter.

ITEM #4

NATIONAL OPIOID DISTRIBUTOR SETTLEMENT AGREEMENT

ORDINANCE NO. _____: It is requested an ordinance be passed accepting the material terms of the One Ohio Subdivision Settlement pursuant to the One Ohio Memorandum of Understanding and consistent with the terms of the July 21, 2021 National Opioid Settlement Agreement; and declaring that this ordinance shall take immediate effect in accordance with Section 14 of the City Charter.

CITY MANAGER'S REPORT

OLD BUSINESS

NEW BUSINESS

AUDIENCE PARTICIPATION: Open discussion on any item (5 minute limit)

EXECUTIVE SESSION(S)

ADJOURNMENT

Online: www.ci.sandusky.oh.us – Click "Play" 

PROCLAMATION

WHEREAS, from August 18 through September 6, 2021, law enforcement nationwide will be joining the National Highway Traffic Safety Administration in the *Drive Sober or Get Pulled Over* impaired driving awareness campaign; and

WHEREAS, during the 2019 Labor Day period there were 451 crash fatalities nationwide and 38% percent of those fatalities involved a drunk driver; and

WHEREAS, on average, more than 10,000 people were killed each year from 2015 to 2019, and one person was killed in a drunk-driving crash every 52 minutes in 2019; and

WHEREAS, this Labor Day weekend, the Sandusky Police Department will be participating in the *Drive Sober or Get Pulled Over* campaign to get the message out that drunk driving is not only illegal, it takes lives and is simply not worth the risk; and

WHEREAS, in support of the law enforcement community's dedication to protecting the lives of residents in their communities, officers will be working together during this holiday weekend to take drunk drivers off the roads; and

WHEREAS, research has shown that high-visibility enforcement like the *Drive Sober or Get Pulled Over* campaign reduces drunk driving fatalities and by joining this nationwide effort, Sandusky's roadways will be made safer for everyone throughout the Labor Day period; and

WHEREAS, the Sandusky Police Department wants to remind citizens that it is never okay to drink and drive and if you plan to drink alcohol, designate a sober driver or plan to use public transportation or a ride service to get home safely; and

NOW THEREFORE I, Naomi Twine, of the Sandusky City Commission, do hereby proclaim and announce August 18 through September 6, 2021 as

“Plan Ahead This Labor Day Holiday: Drive Sober or Get Pulled Over”

Weeks in the City of Sandusky, and urge all citizens to drive sober and travel safely.

Dated this 9th day of August, 2021.

Naomi Twine
Sandusky City Commission
City of Sandusky, Ohio



RECREATION

222 Meigs Street
Sandusky, Ohio 44870
419.627.5886
www.ci.sandusky.oh.us

TO: Eric Wobser, City Manager
FROM: Jason Werling, Recreation Superintendent
DATE: July 27, 2021
RE: Commission Agenda Item:
Extension of Lease Agreement at the Shelby Street Boat Launch Facility

ITEMS FOR CONSIDERATION: Legislation to enter into a First Amendment to the Agreement with Steve and Tammy Hammer dba Sandusky Bait Company, for the lease of the building located at the Shelby Street Boat Launch Facility to extend through December 31, 2021.

BACKGROUND INFORMATION: In August 2019 the Recreation Department was approached by Steve Hammer of Hammertime Lures. Mr. Hammer was interested in operating the building as a bait shop. He and his wife Tammy presented their proposal to the Recreation Board on August 14, which was determined to be appropriate and in the best interest for the City and Recreation Department. The City entered into a one-year agreement with an option to extend one additional year, which was exercised and now expires on August 26, 2021.

The city has applied for grant funding with the State of Ohio for improvements to the Shelby Street Boat Launch property and facility. If that grant is awarded it will affect the operation schedule and possibly terms of a future agreement at the facility. The announcement of grant awardees will be released late summer/early fall of 2021. Extending this agreement to the end of the calendar year will also put both the Shelby Street Boat Launch Facility and Paper District Marina facility operator agreements on the same schedule

BUDGET IMPACT: The Sandusky Bait Company will continue to pay the rental fee income of \$100 per month during the peak season and \$50 per month during the off-season through the end of 2021.

ACTION REQUESTED: It is requested that legislation be approved authorizing the City Manager to enter into a First Amendment to the Agreement with Sandusky Bait Company for the lease of the Shelby Street Boat Launch Facility. It is further requested that this be passed to take immediate effect in accordance with Section 14 of the City Charter in order to immediately execute the amendment as the agreement expires on August 26, 2021, and allow for continued operation of the business at the concession building through the end of 2021.

Approved:

I concur with this recommendation:

Jason Werling, Recreation Superintendent

Eric Wobser, City Manager

ORDINANCE NO. _____

AN ORDINANCE AUTHORIZING AND DIRECTING THE CITY MANAGER TO ENTER INTO A FIRST AMENDMENT TO THE AGREEMENT WITH STEVE AND TAMMY HAMMER (D.B.A. SANDUSKY BAIT COMPANY) FOR THE OPERATION OF A RETAIL BUSINESS FOR THE SALE OF BAIT AND TACKLE, CONVENIENCE ITEMS, FOOD, BEVERAGES, AND FISHING EQUIPMENT AND SUPPLIES AT THE BUILDING LOCATED AT THE SHELBY STREET BOAT LAUNCH RAMP FACILITY TO EXTEND THE TERM THROUGH DECEMBER 31, 2021; AND DECLARING THAT THIS ORDINANCE SHALL TAKE IMMEDIATE EFFECT IN ACCORDANCE WITH SECTION 14 OF THE CITY CHARTER.

WHEREAS, in August of 2019, Steve Hammer of Hammertime Lures contacted the Recreation Department and expressed interest in operating a bait shop at the Shelby Street Boat Launch Ramp Facility and presented a proposal to the Recreation Board on August 14, 2019, which was determined by the Board to be appropriate and in the best interest for the City; and

WHEREAS, this City Commission approved an Agreement with Steve and Tammy Hammer (d.b.a. Sandusky Bait Company) for the operation of a retail business for the sale of bait and tackle, convenience items, food, beverages, and fishing equipment and supplies at the building located at the Shelby Street Boat Launch Ramp Facility for the period of August 27, 2019, through August 26, 2020, by Ordinance No. 19-143, passed on August 26, 2019; and

WHEREAS, the agreement was extended for an additional one (1) year term pursuant to the agreement, which will expire on August 27, 2021; and

WHEREAS, this City Commission approved the submission of an grant application to the Ohio Department of Natural Resources, Division of Parks and Watercraft, for financial assistance through the Cooperative Boating Facility Grant Program for projects at the Shelby Street Boat Launch Facility for the Recreation Department by Resolution No. 004-21R, passed on February 22, 2021; and

WHEREAS, if awarded, funds will be used for projects involving of the demolition of the old building and construction of a new concession facility along with the replacement of existing damaged and deteriorated docks as well as additional floating docks and LED lighting and pavement upgrades to the parking area; and

WHEREAS, the City desires to amend the Agreement with Sandusky Bait Company to extend the term through December 31, 2021, in order to allow the City time for the grants to be awarded in late spring / early fall of this year, and then proceed with a plan for the Shelby Street Boat Launch Ramp Facility as the schedule and operation of the facility will be affected by any potential projects; and

WHEREAS, this Ordinance should be passed as an emergency measure under suspension of the rules in accordance with Section 14 of the City Charter in order to immediately execute the amendment as the agreement expires on August 26, 2021, and to allow for continued operation of the business at the concession building through the end of the year; and

WHEREAS, in that it is deemed necessary in order to provide for the immediate preservation of the public peace, property, health, and safety of the City of Sandusky, Ohio, and its citizens, and to provide for the efficient daily operation of the Municipal Departments, including the Department of Recreation, of the City of Sandusky, Ohio, the City Commission of the City of Sandusky, Ohio finds that an emergency exists regarding the aforesaid, and that it is advisable that this **Ordinance** be declared an emergency measure which will take immediate effect in accordance with Section 14 of the City Charter upon its adoption; and NOW, THEREFORE,

BE IT ORDAINED BY THE CITY COMMISSION OF THE CITY OF SANDUSKY, OHIO, THAT:

Section 1. The City Manager is authorized and directed to enter into a First Amendment to the Agreement with Steve and Tammy Hammer (d.b.a. Sandusky Bait Company) of Flat Rock, Ohio, for the operation of a retail business for the sale of bait and tackle, convenience items, food, beverages, and fishing equipment and supplies, at the building located at the Shelby Street Boat Launch Ramp Facility to extend the term of the Agreement through December 31, 2021, substantially in the same form as attached to this Ordinance, marked Exhibit "1", and specifically incorporated as if fully rewritten herein, together with any revisions or additions as are approved by the Law Director as not being substantially adverse to the City and consistent with carrying out the City's public purpose.

Section 2. If any section, phrase, sentence, or portion of this Ordinance is for any reason held invalid or unconstitutional by any Court of competent jurisdiction, such portion shall be deemed a separate, distinct, and independent provision, and such holding shall not affect the validity of the remaining portions thereof.

Section 3. This Commission finds and determines that all formal actions of this City Commission concerning and relating to the passage of this Ordinance were taken in an open meeting of this City Commission and that all deliberations of this City Commission and of any of its committees that resulted in those formal actions were in meetings open to the public in compliance with the law.

Section 4. That for reasons set forth in the preamble hereto, this Ordinance is hereby declared to be an emergency measure which shall take immediate effect in accordance with Section 14 of the City Charter upon its passage, and its due authentication by the President, and the Clerk of the City Commission of the City of Sandusky, Ohio.

RICHARD R. BRADY
PRESIDENT OF THE CITY COMMISSION

ATTEST: _____
KELLY L. KRESSER
INTERIM CLERK OF THE CITY COMMISSION

Passed: August 9, 2021

FIRST AMENDMENT TO AGREEMENT

This First Amendment to the Agreement for the lease of the Shelby Street Boat Launch Ramp Facility, herein referred to as "Agreement", is made on and entered into on this _____ day of _____ 2021, between the City of Sandusky, Ohio, a Chartered Municipal Corporation of the State of Ohio, herein referred to as "Lessor", and Sandusky Bait Company, an Ohio Corporation, 16111 East Water Street, P.O. Box 74, Flat Rock, Ohio, 44828, herein referred to as "Lessee".

WHEREAS, the Lessor and Lessee entered into an Agreement for the lease of the building located at the Shelby Street Boat Launch Ramp Facility for the right to operate a retail business for the sale of bait and tackle, convenience items, food, beverages, fishing equipment and supplies, and ice on August 30, 2019;

WHEREAS, the term of the original agreement was for the period of August 27, 2019, through August 26, 2020, and pursuant to the Agreement, was extended for one (1) year which will expire on August 26, 2021;

WHEREAS, the Lessor and Lessee desire to amend Section 2. (Term), of the Agreement; and

NOW THEREFORE, in consideration of the mutual promises set forth herein, the parties agree as follows:

1. Section 2. (Term) – The term of the Agreement shall be extended through December 31, 2021.
2. All other terms and provisions of the original Agreement shall remain unchanged and in full force and effect during the duration of the Agreement.

In witness whereof, the Lessee and Lessor have executed this Agreement form.

WITNESSES:

LESSOR: CITY OF SANDUSKY

Eric L. Wobser, City Manager

Date

WITNESSES:


LESSEE: SANDUSKY BAIT COMPANY

Steve Hammer, Owner

Date

Approved as to Form:

Brendan L. Heil (#0091991)
Law Director
City of Sandusky



DEPARTMENT OF PUBLIC WORKS

240 Columbus Avenue
Sandusky, Ohio 44870
419.627.5829
www.ci.sandusky.oh.us

To: Eric Wobser, City Manager

From: Joshua R. Snyder, P.E.

Date: July 28, 2021

Subject: **Commission Agenda Item – Award Contract for the 2021 CDBG Street Rehabilitation Project**

ITEM FOR CONSIDERATION: Legislation awarding a contract to Precision Paving, Inc. of Milan, Ohio for the 2021 CDBG Street Rehabilitation Project.

BACKGROUND INFORMATION: The 2021 CDBG Street Rehabilitation project consists of addressing eleven (11) of the worst CDBG-eligible street sections in the City, based on observations, complaints, high-incident repair areas and an independent survey completed by TransMap in 2015. Proposed work consists primarily of an asphalt overlay on the surface of these segments. In addition to the overlay, segments needing more than just surface work will receive additional “milling” and excavation to address structural problem areas in the pavement. Most of these streets listed have not seen new pavement in over 20 years, with some reportedly in the range of 30-40 years. The complete list of roadway segments is attached herein (exhibit “A”).

In addition, we decided to seek pricing for alternate work on additional streets, however, pricing did not come within budget and WE will not be awarding any of the alternates listed.

A total of two (2) bids were received on Tuesday, July 20, 2021 at a formal public bid opening;

PRECISION PAVING, INC.	BASE BID:	\$267,215.57
MILAN, OH		<i>(2.84% under estimate)</i>
100% BID BOND	ALTERNATE A:	\$62,357.66
	ALTERNATE B:	\$55,201.67
	ALTERNATE C:	\$14,326.92
ERIE BLACKTOP, INC.	BASE BID:	\$302,263.75
SANDUSKY, OH		<i>(9.91% over estimate)</i>
100% BID BOND	ALTERNATE A:	\$78,641.55
	ALTERNATE B:	\$74,401.75
	ALTERNATE C:	\$14,748.30

The engineer’s estimate for the Base Bid project was set at \$275,000. Because Federal funds will be used to pay for this work, Local Preference does not apply.

The contractual schedule for completion of this project is Friday, November 19th, 2021.

BUDGETARY INFORMATION: The total construction cost of the project based on bids is \$267,215.57, shall be paid for using Federal Community Development Block Grant funds.

ACTION REQUESTED: It is recommended that proper legislation be prepared to award a contract to Precision Paving of Milan, Ohio for the 2021 CDBG Street Rehabilitation Project in an amount not to exceed \$267,215.57 be approved and that the necessary legislation be passed under suspension of the rules and in accordance with Section 14 of the City Charter to allow the contractor to complete the project prior to the construction completion deadline of November 19, 2021.

I concur with this recommendation:

Eric Wobser
City Manager

Aaron M. Klein, P.E.
Director

cc: K. Kresser, Interim Commission Clerk; M. Reeder, Finance Director; B. Heil, Law Director

EXHIBIT "A":

STREET	FROM	TO
N DEPOT ST	CARR ST	SHELBY ST
N DEPOT ST	MC DONOUGH ST	CENTRAL AVE
N DEPOT ST	SHELBY ST	MC DONOUGH ST
MILLS ST	W JEFFERSON ST	EOP
KING ST	W MONROE ST	W MADISON ST
EDDY HENRY WAY	BUCHANAN ST	PIERCE ST
SHELBY ST	JOHNSON ST	EDDY HENRY WAY
SHELBY ST	W OSBORNE ST	POLK ST
SHELBY ST	POLK ST	TYLER ST
CURRAN ST	COVE ST	EOP
CURRAN ST	MEIGS ST	COVE ST

11**0.92****SEGMENTS****MILES**

CERTIFICATE OF FUNDS

In the Matter of: CDBG Rehabilitation Project

IT IS HEREBY CERTIFIED that the moneys required to meet the obligations of the City of Sandusky under the foregoing Contract have been lawfully appropriated for such purposes and are in the treasury of the City of Sandusky or are in the process of collection to an appropriate fund, free from any previous encumbrances. This certificate is given compliance with Sections 5705.41 and 5705.44, Ohio Revised Code.

Account # 241-4447-55990

By: Michelle Reeder

Michelle Reeder

Finance Director

Dated: 8/4/2021

ORDINANCE NO. _____

AN ORDINANCE AUTHORIZING AND DIRECTING THE CITY MANAGER TO ENTER INTO A CONTRACT WITH PRECISION PAVING, INC. OF MILAN, OHIO, FOR THE 2021 COMMUNITY DEVELOPMENT BLOCK GRANT (CDBG) STREET REHABILITATION PROJECT; AND DECLARING THAT THIS ORDINANCE SHALL TAKE IMMEDIATE EFFECT IN ACCORDANCE WITH SECTION 14 OF THE CITY CHARTER.

WHEREAS, TransMap performed a citywide pavement survey in 2015, which Staff updated through late 2020, only removing street segments that are planned for paving work in the Capital Plan and the segments that have been paved since the completion of the study; and

WHEREAS, the 2021 Community Development Block Grant (CDBG) Rehabilitation Project involves the resurfacing of the eleven (11) worst CDBG-eligible asphalt street segments in the City based upon Staff observations and feedback, complaints received, other planned work, and the updated TransMap survey; and

WHEREAS, this City Commission declared the necessity to proceed with the 2021 Community Development Block Grant (CDBG) Rehabilitation Project by Resolution No. 028-21R, passed on May 24, 2021; and

WHEREAS, upon public competitive bidding as required by law two (2) appropriate bids were received and the bid from Precision Paving, Inc. of Milan, Ohio, was determined to be the lowest and best bid; and

WHEREAS, the total construction cost of this project based on bids is \$267,215.57 and will be paid with Community Development Block Grant (CDBG) Funds; and

WHEREAS, this Ordinance should be passed as an emergency measure under suspension of the rules in accordance with Section 14 of the City Charter in order for the project to be completed prior to the construction completion deadline of November 19, 2021; and

WHEREAS, in that it is deemed necessary in order to provide for the immediate preservation of the public peace, property, health, and safety of the City of Sandusky, Ohio, and its citizens, and to provide for the efficient daily operation of the Municipal Departments, including the Department of Public Works, of the City of Sandusky, Ohio, the City Commission of the City of Sandusky, Ohio finds that an emergency exists regarding the aforesaid, and that it is advisable that this **Ordinance** be declared an emergency measure which will take immediate effect in accordance with Section 14 of the City Charter upon its adoption; and NOW, THEREFORE,
BE IT ORDAINED BY THE CITY COMMISSION OF THE CITY OF SANDUSKY, OHIO, THAT:

Section 1. The City Manager is authorized and directed to enter into a contract with Precision Paving, Inc., of Milan, Ohio, for the 2021 Community Development Block Grant (CDBG) Street Rehabilitation Project in an amount **not to exceed** Two Hundred Sixty Seven Thousand Two Hundred Fifteen and 57/100 Dollars (\$267,215.57) consistent with the bid submitted by Precision Paving, Inc.,

of Milan, Ohio, currently on file in the office of the Director of Public Works.

Section 2. If any section, phrase, sentence, or portion of this Ordinance is for any reason held invalid or unconstitutional by any Court of competent jurisdiction, such portion shall be deemed a separate, distinct, and independent provision, and such holding shall not affect the validity of the remaining portions thereof.

Section 3. This City Commission finds and determines that all formal actions of this City Commission concerning and relating to the passage of this Ordinance were taken in an open meeting of this City Commission and that all deliberations of this City Commission and of any of its committees that resulted in those formal actions were in meetings open to the public in compliance with the law.

Section 4. That for the reasons set forth in the preamble hereto, this Ordinance is hereby declared to be an emergency measure which shall take immediate effect in accordance with Section 14 of the City Charter after its adoption and due authentication by the President and the Clerk of the City Commission of the City of Sandusky, Ohio.

RICHARD R. BRADY
PRESIDENT OF THE CITY COMMISSION

ATTEST: _____
KELLY L. KRESSER
INTERIM CLERK OF THE CITY COMMISSION

Passed: August 9, 2021



DEPARTMENT OF PUBLIC WORKS

240 Columbus Avenue
Sandusky, Ohio 44870
419.627.5829
www.ci.sandusky.oh.us

To: Eric Wobser, City Manager

From: Aaron M. Klein, P.E.

Date: July 28, 2021

Subject: Commission Agenda Item - Permission to Bid Cedar Point Causeway Wetlands, Phase 1, Project 1

ITEM FOR CONSIDERATION: Requesting legislation authorizing the City to accept bids for the Cedar Point Causeway Project.

BACKGROUND INFORMATION: In 2016 via ordinance 16-231, Commission accepted \$1M from the State of Ohio and the Ohio Department of Natural Resources (ODNR) to develop a series of projects along the nearshore within the jurisdictional boundaries of the City of Sandusky. New, innovative approaches were discussed at length via brainstorming sessions involving state, local, institutional, regulatory, private and conservationist entities. This study yielded four “pilot” projects with multiple objectives, collectively called the Sandusky Bay Initiative (SBI). It was the desire of ODNR to proceed with a phased approach for Project 2, also known as the Cedar Point Causeway Wetlands, which is shown below.

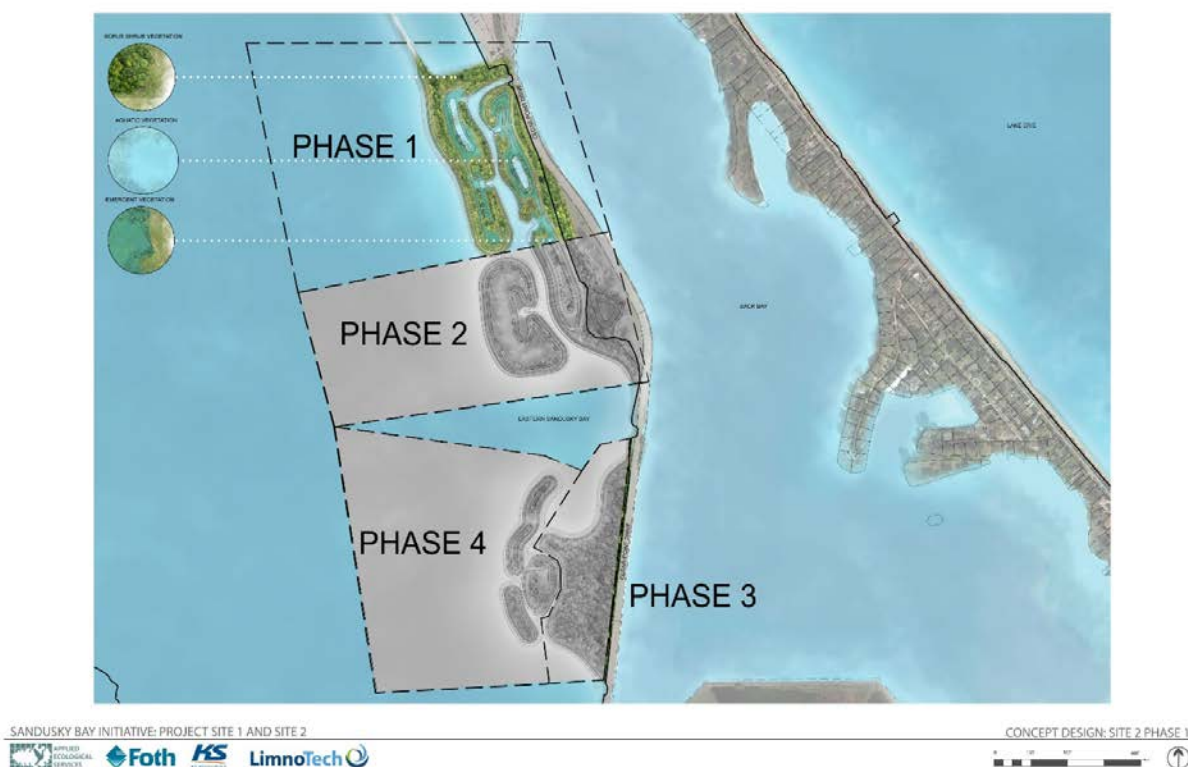


Figure 1: Cedar Point Cause Wetlands projects

Then in 2017, the SBI was followed by an overall study of Sandusky Bay, titled Sandusky Bay Strategic Restoration Initiative (SBSRI). This SBSRI study was also led by the City of Sandusky at the request of ODNR and the State of Ohio. The City accepted \$240,000 via ordinance 17-079 for SBSRI and a portfolio of additional future projects that would be aimed at improving water quality by reducing nitrogen-based harmful algal blooms (HAB's)

Because of the successful working relationship on these two projects and the need for the United States Army Corps of Engineers (Corps) to meet Ohio's deadline of July 1, 2020, banning open lake disposal of dredged material, the City accepted another grant from ODNR in 2018 for \$140,500 via ordinance 18-184 to proceed with final design of Phase 1 of the Cedar Point Causeway Wetlands.

The City and the design team (Foth and KS Associates) have been involved in weekly conversations with the Corps, Ohio Environmental Protection Agency (OEPA), and various divisions within ODNR, including the local Office of Coastal Management. Initial discussions in 2018 yielded a plethora of permitting and financial hurdles that seemed to be insurmountable. However, the project has taken on a collective approach where all parties are working together to find solutions to each issue. Everyone realizes the common goal, and the urgent national environmental impact, of improving water quality in the Great Lakes while complying with all of the state and federal regulations. Collaborative sessions were held weekly to develop new approaches for each hurdle to ensure the projects timely success. In addition, staff worked with Cedar Fair as the local stakeholder to obtain an easement granting littoral rights to the City of Sandusky for this project, which was a requirement by the ODNR regulatory branch.

Because of the recent successes and desire by all to move this project forward, the City accepted \$4,029,500 in July of 2020 via ordinance 20-115 from the State of Ohio, Department of Natural Resources to construct Phase 1 of the Cedar Point Causeway Wetlands project. It is anticipated that there will be between 2 or 3 contracts over a span of 3-6 years needed to complete Phase 1.

This first construction contract, which is the project being considered now, will include installation of an armor stone breakwater from local quarries, natural wooden structures, turbidity curtains and other environmentally friendly materials to construct basins for placement of dredged material. The consultant has designed the revetment area to withstand waves and high-water levels. Design elevations are based on ordinary high-water levels in Sandusky Bay but will include navigational aides for those times when the riprap is crested by waves or abnormally high water. Particular attention was placed on flexibility of the design to allow the placed dredged material to dewater and compact within the confines of the armor stone while ensuring that the flows through the northern culvert are not impeded. Water quality, especially turbidity and suspended sediment loading, were key to the design. This first construction contract must be completed no later than the spring of 2022 to provide the Corps a location to dump clean dredged material next summer when they begin to dredge the Moseley Channel. Locally, the goal is to begin construction after Cedar Point closes this fall and to complete construction prior to their reopening next spring so there is no impact to their operations. There is also language that the contractor shall ensure water flowing through the culvert immediately north of the project site are not impacted and that invert elevations are reestablished at the completion of the project.

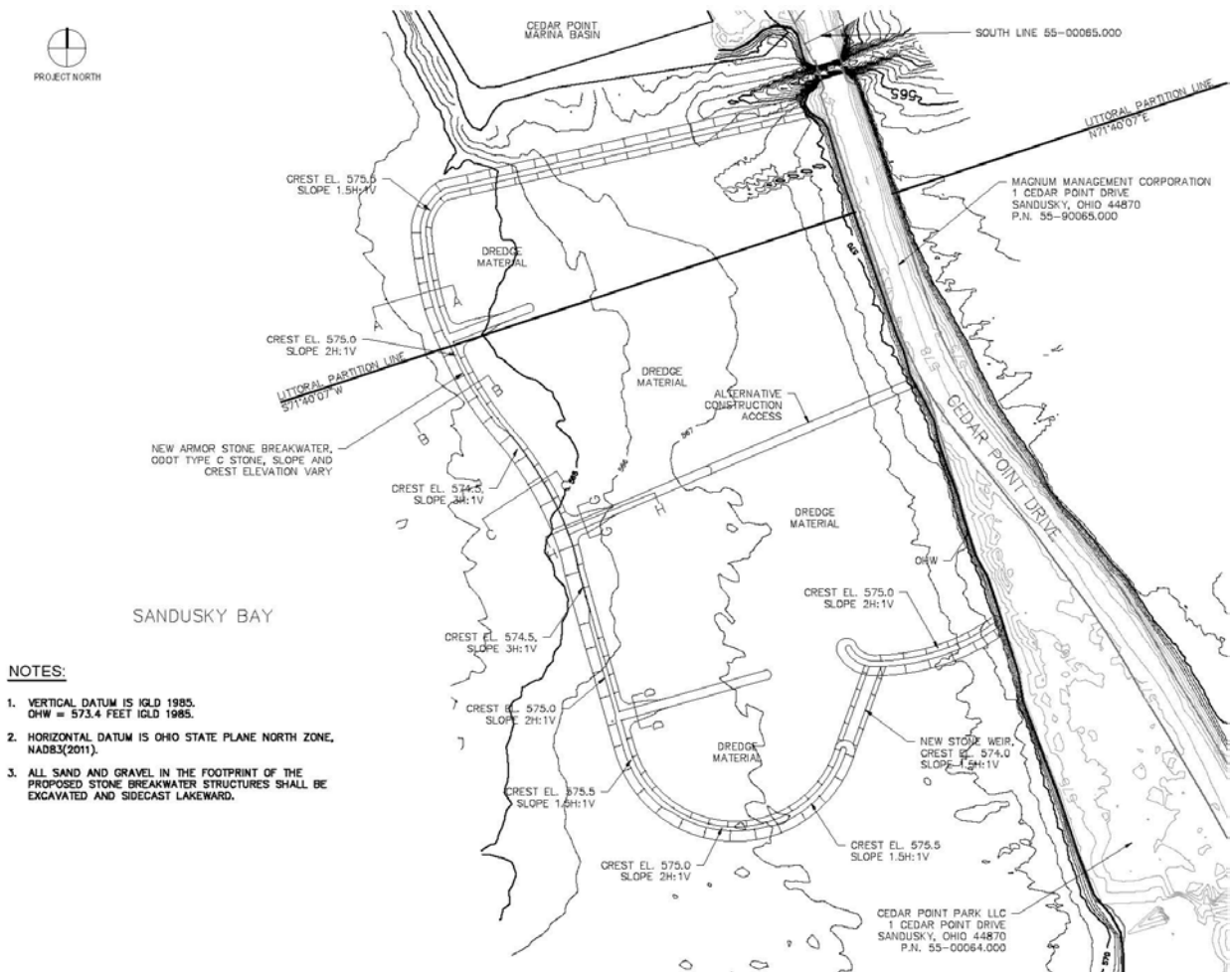


Fig 2: Final design of this contract. This is not the final design for project completion.

The Corps would hydraulically or mechanically placing material within the containment area next summer. After that, a contractor would be engaged to simply move the material around the site to ensure it is spread evenly allowing it to dewater as quickly as possible. A vegetation layer would also be placed to stabilize the project.

After the material has been given ample time to settle and compact, the final contract would be to rework the site to its final configuration and grade. This would include relocating armor stone, forming channels and weirs within the newly created nearshore wetland, and developing variations in water depth, water flow, and native wetland vegetation. Multiple aesthetically appealing habitat types will be built into the final design to increase the potential for a variety of fish species to spawn, birds to migrate, and other wildlife to live. In addition to the environmental improvements, attention has been given to signage and visibility for boating safety with an understanding that the new wetlands may be intriguing to non-motorized, recreational boaters.

In the end, this project will complement the overall objectives of the SBI and the SBSRI and will provide an opportunity through adaptive management to develop a process for implementing similar types of beneficial reuse projects throughout Lake Erie and the rest of the Great Lakes. This innovative project is the first of its kind on Lake Erie, and the team is hopeful that this technology can prove to transfer to similar habitats throughout the Great Lakes Region. Staff is still in discussions with, Fish & Wildlife representatives, several institutions, and the Cleveland Water Alliance to assist with monitor baseline, during construction, and post-construction monitoring of nitrogen, phosphorus, and fish species. It has garnered attention by US EPA and has been discussed in Chicago, IL and Washington, DC.

BUDGETARY INFORMATION: The engineer's estimate for this first project is \$3,716,000, leaving the remaining funds from the \$4,029,500 grant for construction inspection and change orders. All grant funds for this project have been accepted via ordinance 20-115. No City funding will be incorporated into this project.

ACTION REQUESTED: It is recommended that the proposed Cedar Point Causeway Wetlands, Phase I Project 1 be approved, and that the necessary legislation be passed under suspension of the rules and in accordance with Section 14 of the City Charter to begin and complete the construction activities during the tourism offseason.

I concur with this recommendation:

Eric Wobser, City Manager

cc: K. Kresser, Interim Commission Clerk; M. Reeder, Finance Director; B. Heil, Law Director

RESOLUTION NO. _____

A RESOLUTION DECLARING THE NECESSITY FOR THE CITY TO PROCEED WITH THE PROPOSED CEDAR POINT CAUSEWAY WETLAND PROJECT - PHASE 1, PROJECT 1, AND RELATING TO THE SANDUSKY BAY INITIATIVE; APPROVING THE SPECIFICATIONS AND ENGINEER'S ESTIMATE OF COST THEREOF; AND DIRECTING THE CITY MANAGER TO ADVERTISE FOR AND RECEIVE BIDS IN RELATION THERETO; AND DECLARING THAT THIS RESOLUTION SHALL TAKE IMMEDIATE EFFECT IN ACCORDANCE WITH SECTION 14 OF THE CITY CHARTER.

WHEREAS, the City previously accepted grant funds from the Ohio Environmental Protection Agency through the Ohio Department of Natural Resources (ODNR) in the amount of \$1,000,000.00 by Ordinance No. 16-231, passed on December 27, 2016, in the amount of \$240,000.00 by Ordinance No. 17-079, passed on April 10, 2017, and in the amount of \$140,500.00 by Ordinance No. 18-183, passed on September 10, 2018, for the Sandusky Bay Initiative; and

WHEREAS, the City Commission authorized and directed the City Manager to enter into a Professional Services & Subgrant Agreement with Foth Infrastructure & Environment, LLC, of De Pere, Wisconsin, for Area 1 & 2 Projects for the Sandusky Bay Initiative Project by Ordinance No. 17-130, passed on June 26, 2017, and subsequently approved amendments to the agreement by Ordinance No. 18-045, passed February 26, 2018, and Ordinance No. 18-184, passed on September 10, 2018; and

WHEREAS, this City Commission authorized and directed the City Manager to accept grant funds in the amount of \$4,029,500.00 from the Ohio Department of Natural Resources (ODNR) in cooperation with the Ohio Environmental Protection Agency for the Cedar Point Causeway Wetland Project - Phase 1 and relating Sandusky Bay Initiative by Ordinance No. 20-115, passed on August 10, 2020; and

WHEREAS, this City Commission authorized and directed the City Manager to enter into a Professional Services Agreement with KS Associates, Inc. of Elyria, Ohio, for the Cedar Point Causeway Wetland Project - Phase 1, by Ordinance No. 21-093, passed on June 14, 2021; and

WHEREAS, the Cedar Point Causeway Wetland Project is Project 2 of the Sandusky Bay Initiative (SBI) and Phase 1 of the Cedar Point Causeway Wetland Project involves the installation of an armor stone breakwater from local quarries, natural wooden structures, turbidity curtains and other environmentally friendly materials to construct basins for the placement of dredged material; and

WHEREAS, the total estimated cost for this portion of the project is \$3,716,000.00 and will be paid with grant funds received from the Ohio Department of Natural Resources in cooperation with the Ohio Environmental Protection Agency; and

WHEREAS, this Resolution should be passed as an emergency measure under suspension of the rules in accordance with Section 14 of the City Charter in order to bid the project, receive competitive prices and award a contract so the project can proceed and the construction activities can be completed during the tourism offseason; and

WHEREAS, in that it is deemed necessary in order to provide for the immediate preservation of the public peace, property, health, and safety of the City of Sandusky, Ohio, and its citizens, and to provide for the efficient daily operation of the Municipal Departments, including the Department of Public Works, of the City of Sandusky, Ohio, the City Commission of the City of Sandusky, Ohio, finds that an emergency exists regarding the aforesaid, and that it is advisable that this **Resolution** be declared an emergency measure which will take immediate effect in accordance with Section 14 of the City Charter upon its adoption; and NOW, THEREFORE

BE IT RESOLVED BY THE CITY COMMISSION OF THE CITY OF SANDUSKY, OHIO, THAT:

Section 1. The specifications and estimates of cost as prepared by the Director of Public Works and submitted to this City Commission, and which are now on file in the offices of the Director of Public Works and the Clerk of the City Commission, for the proposed Cedar Point Causeway Wetland Project - Phase 1, Project 1, be and the same hereby are approved by this City Commission.

Section 2. This City Commission hereby declares it necessary to proceed with the proposed Cedar Point Causeway Wetland Project - Phase 1, Project 1, at the earliest possible time.

Section 3. The City Manager is authorized and directed to advertise for and to receive bids in relation to the proposed Cedar Point Causeway Wetland Project - Phase 1, Project 1, as required by law.

Section 4. If any section, phrase, sentence, or portion of this Resolution is for any reason held invalid or unconstitutional by any Court of competent jurisdiction, such portion shall be deemed a separate, distinct, and independent provision, and such holding shall not affect the validity of the remaining portions thereof.

Section 5. This City Commission finds and determines that all formal actions of this City Commission concerning and relating to the passage of this Resolution were taken in an open meeting of this City Commission and that all deliberations of this City Commission and of any of its committees that resulted in those formal actions were in meetings open to the public in compliance with the law.

Section 6. That for the reasons set forth in the preamble hereto, this Resolution is hereby declared to be an emergency measure which shall take

immediate effect in accordance with Section 14 of the City Charter after its adoption and due authentication by the President and the Clerk of the City Commission of the City of Sandusky, Ohio.

RICHARD R. BRADY
PRESIDENT OF THE CITY COMMISSION

ATTEST: _____
KELLY L. KRESSER
INTERIM CLERK OF THE CITY COMMISSION

Passed: August 9, 2021

ORDINANCE NO. _____

AN ORDINANCE ACCEPTING THE MATERIAL TERMS OF THE ONE OHIO SUBDIVISION SETTLEMENT PURSUANT TO THE ONE OHIO MEMORANDUM OF UNDERSTANDING AND CONSISTENT WITH THE TERMS OF THE JULY 21, 2021 NATIONAL OPIOID SETTLEMENT AGREEMENT; AND DECLARING THAT THIS ORDINANCE SHALL TAKE IMMEDIATE EFFECT IN ACCORDANCE WITH SECTION 14 OF THE CITY CHARTER.

WHEREAS, the City of Sandusky, Ohio is a municipal corporation located in Erie County, Ohio, and duly organized and validly existing under the Constitution and laws of the State of Ohio and its Charter; and

WHEREAS, the people of the State of Ohio and its communities have been harmed by misfeasance, nonfeasance and malfeasance committed by certain entities within the Opioid Pharmaceutical Supply Chain; and

WHEREAS, the State of Ohio, through its Attorney General, and certain Local Governments, through their elected representatives and counsel, are separately engaged in litigation seeking to hold Opioid Pharmaceutical Supply Chain Participants accountable for the damage caused by their misfeasance, nonfeasance and malfeasance; and

WHEREAS, the State of Ohio, through its Governor and Attorney General, and its Local Governments share a common desire to abate and alleviate the impacts of that misfeasance, nonfeasance and malfeasance throughout the State of Ohio; and

WHEREAS, the State and its Local Governments, subject to completing formal documents effectuating the Parties Agreements, have drafted and the City of Sandusky has adopted, and hereby reaffirms its adoption of, a OneOhio Memorandum of Understanding (“MOU”) relating to the allocation and the use of the proceeds of any potential settlements described; and

WHEREAS, the MOU has been collaboratively drafted to maintain all individual claims while allowing the State and Local Governments to cooperate in exploring all possible means of resolution; and

WHEREAS, the City Commission understands that an additional purpose of the MOU is to create an effective means of distributing any potential settlement funds obtained under the MOU between the State of Ohio and Local Governments in a manner and means that would promote an effective and meaningful use of the funds in abating the opioid epidemic throughout Ohio, as well as to permit collaboration and explore potentially effectuation earlier resolution of the Opioid Litigation against Opioid Pharmaceutical Supply Chain Participants; and

WHEREAS, nothing in the MOU binds any party to a specific outcome, but rather, any resolution under the MOU requires acceptance by the State of Ohio and the Local Governments; and

WHEREAS a settlement proposal is being presented to the State of Ohio and Local Governments by distributors AmerisourceBergen, Cardinal, and McKesson (collectively the “Settling Distributors”) to resolve governmental entity claims in the State of Ohio using the structure of the OneOhio MOU and consistent with the material terms of the July 21, 2021 proposed National Opioid Distributor Settlement Agreement; and

WHEREAS, this City Commission wishes to agree to the material terms of the proposed National Opioid Distributor Settlement Agreement with the Settling Distributors (the “Proposed Settlement”); and

WHEREAS, this Ordinance should be passed as an emergency measure under suspension of the rules in accordance with Section 14 of the City Charter in order to ensure prompt pursuit of funds to assist in abating the opioid epidemic throughout Ohio and the City of Sandusky; and

WHEREAS, in that it is deemed necessary in order to provide for the immediate preservation of the public peace, property, health, and safety of the City of Sandusky, Ohio, and its citizens, and to provide for the efficient daily operation of the Municipal Departments of the City of Sandusky, Ohio, the City Commission of the City of Sandusky, Ohio finds that an emergency exists regarding the aforesaid, and that it is advisable that this **Ordinance** be declared an emergency measure which will take immediate effect in accordance with Section 14 of the City Charter upon its adoption; and NOW, THEREFORE,

BE IT ORDAINED BY THE CITY COMMISSION OF THE CITY OF SANDUSKY, OHIO, THAT:

Section 1. This City Commission approves of the Proposed Settlement and authorizes and directs the City Manager to execute the Participation Form for the OneOhio Subdivision Settlement with McKesson Corporation, Cardinal Health, Inc., and AmerisourceBergen Corporation (“Settling Distributors”) pursuant to the OneOhio Memorandum of Understanding regarding the pursuit and use of potential opioid litigation settlement funds and consistent with the material terms of the July 21, 2021 proposed National Opioid Distributor Settlement Agreement available at <https://nationalopioidsettlement.com/>, and a copy of the Participation Form is attached to this Ordinance, marked Exhibit “A”, and specifically incorporated as if fully rewritten herein, together with any revisions or additions as are approved by the Law Director as not being substantially adverse to the City and consistent with the objectives and requirements in carrying out the terms of this Ordinance.

Section 2. If any section, phrase, sentence, or portion of this Ordinance is for any reason held invalid or unconstitutional by any Court of competent jurisdiction, such portion shall be deemed a separate, distinct, and independent provision, and such holding shall not affect the validity of the remaining portions thereof.

Section 3. This City Commission finds and determines that all formal actions of this City Commission concerning and relating to the passage of this Ordinance were taken in an open meeting of this City Commission and that all deliberations of this City Commission and of any of its committees that resulted in those formal actions were in meetings open to the public in compliance with the law.

Section 4. That for the reasons set forth in the preamble hereto, this Ordinance is hereby declared to be an emergency measure which shall take immediate effect in accordance with Section 14 of the City Charter after its adoption and due authentication by the President and the Clerk of the City Commission of the City of Sandusky, Ohio.

RICHARD R. BRADY
PRESIDENT OF THE CITY COMMISSION

ATTEST: _____
KELLY L. KRESSER
INTERIM CLERK OF THE CITY COMMISSION

Passed: August 9, 2021

OneOhio Subdivision Participation Form

Governmental Entity:	State:
Authorized Official:	
Address 1:	
Address 2:	
City, State, Zip:	
Phone:	
Email:	

The governmental entity identified above ("*Governmental Entity*"), in order to obtain and in consideration for the benefits provided to the Governmental Entity consistent with the material terms of the National Settlement Agreement dated July 21, 2021 ("*National Distributor Settlement*"), and acting through the undersigned authorized official, hereby elects to participate in the material terms of the National Settlement Agreement Distributor Settlement, release all Released Claims against all Released Entities, and agrees as follows.

1. The Governmental Entity is aware of and has reviewed the National Distributor Settlement, understands that all terms in this Participation Form have the meanings defined therein, and agrees that by signing this Participation Form, the Governmental Entity elects to participate consistent with the material terms of the National Distributor Settlement and become a Participating Subdivision as provided therein pursuant to the terms of the final OneOhio Memorandum of Understanding dated July 28, 2021.
2. The Governmental Entity's election to participate is specifically conditioned on participation by 95% or more of the Litigating Subdivisions in Ohio. Should less than 95% of the Litigating Subdivisions in Ohio participate, this election shall be deemed void and no claims shall be released.
3. The Governmental Entity shall, prior to the filing of the Consent Judgment, secure the dismissal with prejudice of any Released Claims that it has filed.
4. The Governmental Entity agrees to the material terms of the National Distributor Settlement pertaining to Subdivisions as defined therein.
5. By agreeing to the material terms of the National Distributor Settlement and becoming a Releasor, the Governmental Entity is entitled to the benefits provided therein, including, if applicable, monetary payments beginning after the Effective Date.
6. The Governmental Entity agrees to use any monies it receives through the material terms of the National Distributor Settlement solely for the purposes provided therein.

Exhibit "A"

7. The Governmental Entity submits to the jurisdiction of the Madison County Court of Common Pleas where the Consent Judgment is filed for purposes limited to the court's role as provided in, and for resolving disputes to the extent provided in, the material terms of the National Distributor Settlement Agreement. If the National Distributor Settlement is finalized, the Governmental Entity likewise agrees to arbitrate before the National Arbitration Panel as provided in, and for resolving disputes to the extent otherwise provided in the National Distributor Settlement.
8. The Governmental Entity has the right to enforce the material terms of the National Distributor Settlement as provided therein.
9. The Governmental Entity, as a Participating Subdivision, hereby becomes a Releasor for all purposes in the material terms of the National Distributor Settlement, including, but not limited to, all provisions of Part XI, and along with all departments, agencies, divisions, boards, commissions, districts, instrumentalities of any kind and attorneys, and any person in their official capacity elected or appointed to serve any of the foregoing and any agency, person, or other entity claiming by or through any of the foregoing, and any other entity identified in the definition of Releasor, provides for a release to the fullest extent of its authority. As a Releasor, the Governmental Entity hereby absolutely, unconditionally, and irrevocably covenants not to bring, file, or claim, or to cause, assist or permit to be brought, filed, or claimed, or to otherwise seek to establish liability for any Released Claims against any Released Entity in any forum whatsoever. The releases provided for in the material terms of the National Distributor Settlement are intended by the Parties to be broad and shall be interpreted so as to give the Released Entities the broadest possible bar against any liability relating in any way to Released Claims and extend to the full extent of the power of the Governmental Entity to release claims. The material terms of National Distributor Settlement shall be a complete bar to any Released Claim.
10. The Governmental Entity hereby takes on all rights and obligations of a Participating Subdivision consistent with the material terms of the National Distributor Settlement.
11. In connection with the releases provided for in the material terms of the National Distributor Settlement, each Governmental Entity expressly waives, releases, and forever discharges any and all provisions, rights, and benefits conferred by any law of any state or territory of the United States or other jurisdiction, or principle of common law, which is similar, comparable, or equivalent to § 1542 of the California Civil Code, which reads:

General Release; extent. A general release does not extend to claims that the creditor or releasing party does not know or suspect to exist in his or her favor at the time of executing the release, and that if known by

him or her would have materially affected his or her settlement with the debtor or released party.

A Releasor may hereafter discover facts other than or different from those which it knows, believes, or assumes to be true with respect to the Released Claims, but each Governmental Entity hereby expressly waives and fully, finally, and forever settles, releases and discharges, upon the Effective Date, any and all Released Claims that may exist as of such date but which Releasors do not know or suspect to exist, whether through ignorance, oversight, error, negligence or through no fault whatsoever, and which, if known, would materially affect the Governmental Entities' decision to participate in the material terms of the National Distributor Settlement.

12. Nothing herein is intended to modify in any way the terms of the material terms of the National Distributor Settlement to which Governmental Entity hereby agrees, with the exception of the requisite Litigating Government participation level. If the National Settlement becomes effective by July 1, 2022 its terms will supersede the terms of the Ohio Settlement Agreement and will control with regard to all provisions except for Dismissal of Claims as set forth in the Ohio Settlement Agreement. If it is not effective by July 1, 2022, the Ohio Specific Distributor Settlement will control. To the extent this Participation Form is interpreted differently from the Ohio Specific Distributor Settlement in any respect, the Ohio Specific Distributor Settlement controls.

I have all necessary power and authorization to execute this Participation Form on behalf of the Governmental Entity and have been afforded the opportunity to review this matter with counsel.

Signature: _____

Name: _____

Title: _____

Date: _____

ONE OHIO MEMORANDUM OF UNDERSTANDING

Whereas, the people of the State of Ohio and its communities have been harmed by misfeasance, nonfeasance and malfeasance committed by certain entities within the Pharmaceutical Supply Chain; and,

Whereas, the State of Ohio, through its Attorney General, and certain Local Governments, through their elected representatives and counsel, are separately engaged in litigation seeking to hold Pharmaceutical Supply Chain Participants accountable for the damage caused by their misfeasance, nonfeasance and malfeasance; and,

Whereas, the State of Ohio, through its Governor and Attorney General, and its Local Governments share a common desire to abate and alleviate the impacts of that misfeasance, nonfeasance and malfeasance throughout the State of Ohio;

Now therefore, the State and its Local Governments, subject to completing formal documents effectuating the Parties' agreements, enter into this Memorandum of Understanding ("MOU") relating to the allocation and use of the proceeds of Settlements described.

A. Definitions

As used in this MOU:

1. "The State" shall mean the State of Ohio acting through its Governor and Attorney General.
2. "Local Government(s)" shall mean all counties, townships, cities and villages within the geographic boundaries of the State of Ohio.
3. "The Parties" shall mean the State of Ohio, the Local Governments and the Plaintiffs' Executive Committee of the National Prescription Opiate Multidistrict Litigation.
4. "Negotiating Committee" shall mean a three-member group comprising one representative for each of (1) the State; (2) the Plaintiffs' Executive Committee of the National Prescription Opiate Multidistrict Litigation ("PEC"); and (3) Ohio Local Governments (collectively, "Members"). The State shall be represented by the Ohio Attorney General or his designee. The PEC shall be represented by attorney Joe Rice or his designee. Ohio Local Governments shall be represented by attorney Frank Gallucci, or attorney Russell Budd or their designee.
5. "Settlement" shall mean the negotiated resolution of legal or equitable claims against a Pharmaceutical Supply Chain Participant when that resolution has been jointly entered into by the State, PEC and the Local Governments.

6. “Opioid Funds” shall mean monetary amounts obtained through a Settlement as defined in this Memorandum of Understanding.
7. “Approved Purpose(s)” shall mean evidence-based forward-looking strategies, programming and services used to (i) expand the availability of treatment for individuals affected by substance use disorders, (ii) develop, promote and provide evidence-based substance use prevention strategies, (iii) provide substance use avoidance and awareness education, (iv) decrease the oversupply of licit and illicit opioids, and (v) support recovery from addiction services performed by qualified and appropriately licensed providers, as is further set forth in the agreed Opioid Abatement Strategies attached as Exhibit A. For purposes of the Local Government Share, “Approved Purpose(s)” will also include past expenditures.
8. “Pharmaceutical Supply Chain” shall mean the process and channels through which Controlled Substances are manufactured, marketed, promoted, distributed or dispensed.
9. “Pharmaceutical Supply Chain Participant” shall mean any entity that engages in or has engaged in the manufacture, marketing, promotion, distribution or dispensing of an opioid analgesic.

B. Allocation of Settlement Proceeds

1. All Opioid Funds shall be divided with 30% going to Local Governments (“LG Share”), 55% to the Foundation (structure described below) (“Foundation Share”), and 15% to the Office of the Ohio Attorney General as Counsel for the State of Ohio (“State Share”).
2. All Opioid Funds, regardless of allocation, shall be utilized in a manner consistent with the Approved Purposes definition. The LG Share may also be used for past expenditures so long as the expenditures were made for purposes consistent with the remaining provisions of the Approved Purposes definition. Prior to using any portion of the LG Share as restitution for past expenditures, a Local Government shall pass a resolution or take equivalent governmental action that explains its determination that its prior expenditures for Approved Purposes are greater than or equal to the amount of the LG Share that the Local Government seeks to use for restitution.
3. The division of Opioid Funds paid to Local Governments participating in an individual settlement shall be based on the allocation created and agreed to by the Local Governments which assigns each Local Government a percentage share of Opioid Funds. The allocations are set forth in Exhibit B. With respect to Opioid Funds, the allocation shall be static.
4. In the event a Local Government merges, dissolves, or ceases to exist, the allocation percentage for that Local Government shall be redistributed equitably based on the

composition of the successor Local Government. If a Local Government for any reason is excluded from a specific settlement, the allocation percentage for that Local Government shall be redistributed equitably among the participating Local Governments.

5. If the LG Share is less than \$500, then that amount will instead be distributed to the county in which the Local Government lies to allow practical application of the abatement remedy.
6. Funds obtained from parties unrelated to the Litigation, via grant, bequest, gift or the like, separate and distinct from the Litigation, may be directed to the Foundation and disbursed as set forth below.
7. The LG Share shall be paid in cash and directly to Local Governments under a settlement or judgment, or through an administrator designated in the settlement documents who shall hold the funds in trust in a segregated account to benefit the Local Governments to be promptly distributed as set forth herein.
8. Nothing in this MOU should alter or change any Local Government's rights to pursue its own claim. Rather, the intent of this MOU is to join all parties to seek and negotiate binding settlement or settlements with one or more defendants for all parties within Ohio.
9. Opioid Funds directed to the Foundation shall be used to benefit the local community consistent with the by-laws of the Foundation documents and disbursed as set forth below.
10. The State of Ohio and the Local Governments understand and acknowledge that additional steps should be undertaken to assist the Foundation in its mission, at a predictable level of funding, regardless of external factors.
11. The Parties will take the necessary steps to ensure there is the ability of a direct right of action under the expedited docket rules to the Ohio Supreme Court relative to any alleged abuse of discretion by the Foundation.

C. Payment of Counsel and Litigation Expenses

1. The Parties agree to establish a Local Government Fee Fund ("LGFF") to compensate counsel for Local Governments if the Parties cannot secure the separate payment of fees and associated litigation expenses for their counsel from a settling entity.
2. The LGFF shall be calculated by taking 11.05% of the total monetary component of any settlement accepted ("LGFF Amount"). Fees related to product or other items of value shall be addressed case by case.

3. The first 45% of the LGFF amount shall be drawn from the LG Share. The remaining 55% shall be drawn from the Foundation Share. No portion of the LGFF Amount may be assessed against or drawn from the State Share.
4. To the extent the Parties can secure the separate payment of fees and associated litigation expenses from a settling entity, the amount to be drawn for the LGFF will be proportionally reduced.
5. This LGFF Amount will be deposited into the LGFF and shall be utilized for purposes of satisfying Local Government contingent fee contracts. In the absence of a National Prescription Opiate MDL settlement with any defendant settling through this One Ohio Memorandum of Understanding, the LGFF may be subject to a common benefit assessment. In the event of a common benefit assessment, the assessment shall be paid from the LGFF and in no instance shall an assessment cause the LGFF to be more than 11.05% of the total monetary component of any settlement accepted. In no instance shall any assessment be collected from the State Share, Foundation Share or Local Government Share.
6. Local Government contingent fee contracts shall be capped at 25% or the actual contract rate whichever is less. Eligible contingent fee contracts shall be executed as of March 6, 2020 and subject to review by the committee designated to oversee the Local Government Fee Fund.
7. Common Benefit awards will be coordinated as set forth in the M.D.L. Common Benefit Fee Order. Expenses will be addressed consistent with the manner utilized in the M.D.L.
8. Any balance left in the LGFF following the payment of fees shall revert to the Foundation.
9. Any attorney fees related to representation of the State of Ohio shall not be paid from the LGFF but paid directly from the State Share or through other sources.

D. The Foundation

1. The State of Ohio will be divided into 19 Regions (See attached Exhibit C). Eight of the regions will be single or two county metropolitan regions. Eleven of the regions will be multi-county, non-metropolitan regions.
2. Each Region shall create their own governance structure so it ensures all Local Governments have input and equitable representation regarding regional decisions including representation on the board and selection of projects to be funded from the region's Regional Share. The Expert Panel (defined below) may consult with and may make recommendations to Regions on projects to be funded. Regions shall have the responsibility to make decisions that will allocate funds to projects that will equitably serve the needs of the entire Region.

3. The Parties shall create a private 501(c)(3) foundation (“Foundation”) with a governing board (“Board”), a panel of experts (“Expert Panel”), and such other regional entities as may be necessary for the purpose of receiving and disbursing Opioid Funds and other purposes as set forth both herein and in the documents establishing the Foundation. The Foundation will allow Local Governments to take advantage of economies of scale and will partner with the State of Ohio to increase revenue streams.
4. Board Composition
 - a. The Board will consist of 29 members comprising representation from four classes:
 - Six members selected by the State (five selected by the Governor and one selected by the Attorney General);
 - Four members drawn from the Legislature
 - One representative selected by the President of the Ohio Senate;
 - One representative selected by the Ohio Senate Minority Leader;
 - One representative selected by the Speaker of the Ohio House of Representatives; and,
 - One representative selected by the Ohio House Minority Leader
 - Eleven members with one member selected from each non-metropolitan Regions; and
 - Eight members, with one member selected from each metropolitan Regions.
 - b. All board members shall serve as fiduciaries of the Foundation as required by Ohio Revised Code § 1702.30(B) governing directors of nonprofit corporations.
5. Board terms will be staggered. Five members, (one from each of the first three classes above, and two from the metropolitan class) will be appointed for an initial three-year term, eight members of the Board (two from the first class, including the Attorney General’s representative, one from the second class, four from the third class, and one from the fourth class) will be appointed for an initial term of one

year. The remaining members will be appointed for a two-year term. Board members may be reappointed. All subsequent terms will be for two years.

6. Eighteen members of the Board shall constitute a quorum. Members of the Board may participate in meetings by telephone or video conference or may select a designee to attend and vote if the Board member is unavailable to attend a board meeting.
7. In all votes of the Board, a measure shall pass if a quorum is present, the measure receives the affirmative votes from a majority of those board members voting, and at least one member from each of the four classes of Board members votes in the affirmative.
8. The Foundation shall have an Executive Director appointed by the Governor.
 - a. The Governor shall appoint the Executive Director at his or her discretion from a list of three candidates provided to the Governor by the Board. If the Governor finds all three candidates to be unsatisfactory, the Governor may reject all three candidates and request the Board to provide three new persons to select from.
 - b. In choosing candidates to be submitted to the Governor, the Board shall seek candidates with at least six (6) years of experience in addiction, mental health and/or public health and who shall have management experience in those fields.
 - c. No funds derived from the Foundation Share shall be used to pay the Executive Director or any of the foundation staff in excess of the maximum range (range 42) of the Department of Administrative Services Exempt Schedule E2 or that schedule's successor.
 - d. The Executive Director shall serve as an ex officio, non-voting member of both the Board and the Expert Panel.
9. The Board shall appoint the Expert Panel. The Expert Panel shall consist of six members submitted by the Board Members representing the Local Governments, two members submitted by the Governor and one member submitted by the Attorney General. Expert Panel members may be members of Local Governments or the State. The Expert Panel will utilize experts in addiction, pain management, public health and other opioid related fields to make recommendations that will seek to ensure that all 19 regions can address the opioid epidemic both locally and statewide. Expert Panel members may also be members of the Foundation Board, but need not be.
10. The Foundation Board and the Regions shall be guided by the recognition that expenditures should ensure both the efficient and effective abatement of the opioid

epidemic and the prevention of future addiction and substance misuse. In recognition of these core principles, the Board and the Regions shall endeavor to assure there are funds disbursed each year to support evidence-based substance abuse/misuse prevention efforts.

11. Disbursement of Foundation Funds by the Board

- a. The Foundation Board shall develop and approve procedures for the disbursement of Opioid Funds of the Foundation consistent with this Memorandum of Understanding.
- b. Funds for statewide programs, innovation, research, and education may also be expended by the Foundation. Any statewide programs funded from the Foundation Share would be only as directed by an affirmative vote of the Board as set forth in paragraph D(7) above. Expenditures for these purposes may also be funded by the Foundation with funds received from either the State Share (as directed by the State) or from sources other than Opioid Funds as provided in paragraph 14 below.
- c. Funds approved for disbursement to the nineteen Regions shall be allocated based on each Region's share of Opioid Funds ("Regional Share"). Each Regional Share shall be calculated by summing the individual percentage shares of the Local Governments within that Region as set forth in Exhibit B. The Regional Shares for each Region are set forth in Exhibit D.
- d. Regions may collaborate with other Regions to submit joint proposals to be paid for from the Regional Shares of two or more Regions for the use of those Regions.
- e. The Foundation's procedures shall set forth the role of the Expert Panel and the Board in advising, determining, and/or approving disbursements of Opioid Funds for Approved Purposes by either the Board or the Regions. Proposed disbursements to Regions of Regional Shares shall be reviewed only to determine whether the proposed disbursement meets the criteria for Approved Purposes.
- f. Within 90 days of the first receipt of any Opioid Funds and annually thereafter, the Board, assisted by its investment advisors and Expert Panel, shall determine the amount and timing of Foundation funds to be distributed as Regional Shares. In making this determination, the Board shall consider: (a) Pending requests for Opioid Funds from Regions; (b) the total Opioid Funds available; (c) the timing of anticipated receipts of future Opioid Funds; (d) non-Opioid Funds received by the Foundation; and (e) investment income. The Foundation may disburse its principal and interest with the aim towards an efficient, expeditious abatement of the Opioid crisis considering long term and short term strategies.

- g. Votes of the Board on the disbursement and expenditure of funds shall, as with all board votes, be subject to the voting procedures in Section D(7) above. The proposed procedures should provide for the Board to hear appeals by Local Governments from any denials of requested use of funds.
- 12. The Foundation, Expert Panel, and any other entities under the supervision of the Foundation shall operate in a transparent manner. Meetings shall be open, and documents shall be public to the same extent they would be if the Foundation was a public entity. All operations of the Foundation and all Foundation supervised entities shall be subject to audit. The bylaws of the Foundation Board regarding governance of the Board as adopted by the Board, may clarify any other provisions in this MOU except this subsection. This substantive portion of this subsection shall be restated in the bylaws.
- 13. The Foundation shall consult with a professional investment advisor to adopt a Foundation investment policy that will seek to assure that the Foundation's investments are appropriate, prudent, and consistent with best practices for investments of public funds. The investment policy shall be designed to meet the Foundation's long and short-term goals.
- 14. The Foundation and any Foundation supervised entity may receive funds including stocks, bonds, real property and cash in addition to the proceeds of the Litigation. These additional funds shall be subject only to the limitations, if any, contained in the individual award, grant, donation, gift, bequest or deposit consistent with the mission of the foundation.

E. Settlement Negotiations

- 1. All Members of the Negotiating Committee, and their respective representatives, shall be notified of and provided the opportunity to participate in all negotiations relating to any Ohio-specific Settlement with a Pharmaceutical Supply Chain Participant.
- 2. No Settlement Proposal can be accepted for presentation to Local Governments or the State under this MOU over the objection of any of the three Members of the Negotiating Committee. The Chair shall poll the Committee Members at the conclusion of discussions of any potential settlement proposal to determine whether such objections exist. Although multiple individuals may be present on a Member's behalf, for polling purposes each Member is a single entity with a single voice.
- 3. Any Settlement Proposal accepted by the Negotiating Committee shall be subject to approval by Local Governments and the State.
- 4. As this is an "All Ohio" effort, the Committee shall be Chaired by the Attorney General. However, no one member of the Negotiating Committee is authorized to

Speak publicly on behalf of the Negotiating Committee without consent from the other Committee Members.

5. The State of Ohio, the PEC or the Local Governments may withdraw from coordinated Settlement discussions detailed in this Section upon 5 days' written notice to the remaining Committee Members and counsel for any affected Pharmaceutical Supply Chain Participant. The withdrawal of any Member releases the remaining Committee Members from the restrictions and obligations in this Section.
6. The obligations in this Section shall not affect any Party's right to proceed with trial or, within 30 days of the date upon which a trial involving that Party's claims against a specific Pharmaceutical Supply Chain Participant is scheduled to begin, reach a case specific resolution with that particular Pharmaceutical Supply Chain Participant.

Acknowledgment of Agreement

We the undersigned have participated in the drafting of the above Memorandum of Understanding including consideration based on comments solicited from Local Governments. This document has been collaboratively drafted to maintain all individual claims while allowing the State and Local Governments to cooperate in exploring all possible means of resolution. Nothing in this agreement binds any party to a specific outcome. Any resolution under this document will require acceptance by the State of Ohio and the Local Governments.

FOR THE STATE OF OHIO:

Mike DeWine, Governor

Dave Yost, Attorney General

FOR THE LOCAL GOVERNMENTS AND
PLAINTIFFS' EXECUTIVE COMMITTEE:

Frank L Gallucci III

Plevin & Gallucci Co., LPA

Anthony J. Majestro

Powell & Majestro PLLC

Michelle Kranz

Zoll & Kranz, LLC

Donald W. Davis, Jr.

Brennan, Manna & Diamond, LLC

Joe Rice

Motley Rice, LLC

Russell Budd

Baron & Budd, PC

Robert R. Miller

Oths, Heiser, Miller, Waigland
& Clagg, LLC

D. Dale Seif, Jr.

Seif & McNamee, LLC

James Lowe

Lowe, Eklund & Wakefield Co., LPA

Peter H. Weinberger

Dustin Herman
Spangenberg, Shibley & Liber LLP

Kevin M. Butler

Law Offices of Kevin M. Butler

We the undersigned ACCEPT / REJECT (Circle One) the One Ohio Memorandum of Understanding (“MOU”). We understand that the purpose of this MOU is to permit collaboration between the State of Ohio and Local Governments to explore and potentially effectuating earlier resolution of the Opioid Litigation against Pharmaceutical Supply Chain Participants. We also understand that an additional purpose is to create an effective means of distributing any potential settlement funds obtained under this MOU between the State of Ohio and Local Governments in a manner and means that would promote an effective and meaningful use of the funds in abating the opioid epidemic throughout Ohio.

OHIO ABATEMENT STRATEGIES

Opioid-Related Definition:

Funds from any settlement dollars should be used to prevent, treat and support recovery from addiction including opioids and/or any other co-occurring substance use and/or mental health conditions which are all long-lasting (chronic) diseases that can cause major health, social, and economic problems at the individual, family and/or community level.

Ohio Abatement Strategy Overview

Similar to and including many national settlement strategies, to abate addiction in Ohio, we have created an abatement plan that includes three main components that will work collaboratively to address Ohio's needs and also serve as a complement to and should be integrated with all other state and local government plans:

1. **Strategies for Community Recovery:** Included but not limited to prevention, treatment, recovery support and community recovery projects (examples include child welfare, law enforcement strategies and other infrastructure supports). These strategies have a hyper-local focus that allows communities to collaborate and expand necessary services to their community.
2. **Strategies for Statewide Innovation & Recovery:** Included but are not limited to strategies included in Community Recovery Component but also projects that promote statewide change and regional development for prevention, treatment, recovery supports and community recovery (examples include regional treatment hubs, drug task forces, data collection and dissemination). This component also includes research and development to understand how to better serve individuals and families in Ohio.
3. **Strategies for Sustainability:** Ohio's addiction and mental health epidemic was not created overnight, and it will not go away immediately. By collaborating to share resources and knowledge, Ohio's state and local communities can build a sustainable financing strategy and infrastructure to reverse the damage that has been done and prevent future epidemics and crises.

PART ONE: Community Recovery

Treatment

Expanding availability of treatment, including Medication-Assisted Treatment (MAT), for OUD and any co-occurring substance use or mental health condition.

Trauma-informed treatment services and support for individuals, their children and family members who have experienced trauma during their lives including trauma as a result of addiction in the family.

Expand access and support infrastructure developments for telemedicine / telehealth services to increase access to OUD treatment, including MAT, as well as counseling, psychiatric support, and other treatment and recovery support services.

Improve oversight and quality assurance of Opioid Treatment Programs (OTPs) to assure evidence-informed practices such as adequate methadone dosing.

Engage non-profits and faith community to uncover and leverage current community faith-based prevention, treatment and recovery support in partnership with medical and social service sectors.

Expand culturally appropriate services and programs that address health disparities in treatment for persons with mental health and substance use disorders, including for programs for vulnerable populations (i.e. homeless, youth in foster care, etc.); citizens of racial, ethnic, geographic and socio-economic differences, and new Americans to ensure that all Ohioans have access and treatment and recovery support services that meet their needs.

Development of National Treatment Availability Clearinghouse – Fund development of a multistate/nationally accessible database whereby healthcare providers can list locations for currently available in-patient and out-patient OUD treatment services that are both timely and accessible to all persons who seek treatment.

Ensure that each patient's needs and treatment recommendations are determined by a qualified clinical professional. Offer training and practice support to clinicians on the American Society of Addiction Medicine (ASAM) levels of care (or other models) and the most effective methods of treatment continuation between levels of care for people with addiction including opioids and any other co-occurring substance use or mental health conditions and make all levels of care available to all Ohioans.

Early Intervention and Crisis Support

Fund the expansion, training and integration of Screening, Brief Intervention and Referral to Treatment (SBIRT) and Screening, Treatment Initiation and Referral (STIR) programs and ensure that healthcare providers are screening for addiction and other risk factors and know how to appropriately counsel and treat (or refer if necessary) a patient for mental health and substance use disorders.

Support work of Emergency Medical Systems, including peer support specialists, to effectively connect individuals to treatment or other appropriate services following an opioid overdose or other opioid-related adverse event.

Create an intake and call center to facilitate education and access to treatment, prevention and recovery services for persons with addiction including opioids and any co-occurring substance use or mental health conditions.

Create a plan to meet the distinct needs of families of children and youths who experience severe emotional disorders and provide respite and support for these caregivers to reduce family crisis and promote treatment.

Create community-based intervention services for families, youth, and adolescents at-risk for addiction including opioids and any co-occurring substance use or mental health conditions.

Create school-based contacts who parents can engage with to seek immediate treatment services for their child.

Develop best practices on addressing individuals with addiction in the workplace, including opioids and any other co-occurring substance use or mental health conditions.

Implement and support assistance programs for healthcare providers with OUD and any co-occurring substance use disorders or mental health (SUD/MH) conditions.

Address the Needs of Criminal-Justice Involved Persons

Address the needs of persons involved in the criminal justice system who have opioid use disorder (OUD) and any co-occurring substance use disorders or mental health (SUD/MH) conditions.

Support pre-arrest diversion and deflection strategies for persons with addiction including opioids and any other co-occurring substance use or mental health conditions, including established strategies such as sequential intercept mapping and other active outreach strategies such as the Drug Abuse Response Team (DART) or Quick Response Team (QRT) models or other co-responder models that engage people not actively engaged in treatment.

Support pre-trial services that connect individuals with addiction including opioids and any other co-occurring substance use or mental health conditions to evidence-informed treatment, including MAT, and related services.

Support treatment and recovery courts for persons with addiction including opioids and any other co-occurring substance use or mental health conditions, but only if these problem-solving courts provide referrals to evidence-informed treatment, including MAT.

Provide evidence-informed treatment, including MAT, evidence-based psychotherapies, recovery support, harm reduction, or other appropriate services to individuals with addiction

including opioids and any other co-occurring substance use or mental health conditions who are incarcerated, on probation, or on parole.

Provide evidence-informed treatment, including MAT, evidence-based psychotherapies, recovery support, harm reduction, or other appropriate re-entry services to individuals with addiction including opioids and any other co-occurring substance use or mental health conditions who are leaving jail or prison or who have recently left jail or prison.

Support critical time interventions (CTI), particularly for individuals living with dual-diagnosis substance use disorder/serious mental illness, and services for individuals who face immediate risks and service needs and risks upon release from correctional settings.

Mother-Centered Treatment and Support

Finance and promote evidence-informed treatment, including MAT, recovery, and prevention services for pregnant women, post-partum mothers, as well as those who could become pregnant and have addiction including opioids and any other co-occurring substance use or mental health conditions.

Training for obstetricians and other healthcare personnel who work with pregnant women or post-partum women and their families regarding treatment for addiction including opioids and any other co-occurring substance use or mental health conditions.

Invest in measures to address Neonatal Abstinence Syndrome, including prevention, care for addiction and education programs.

Fund child and family supports for parenting women with addiction including opioids and any co-occurring substance use or mental health conditions.

Enhanced family supports and childcare services for parents receiving treatment for addiction including opioids and any co-occurring substance use or mental health conditions.

Recovery Support

Identify and support successful recovery models including but not limited to: college recovery programs, peer support agencies, recovery high schools, sober events and community programs, etc.

Provide technical assistance to increase the quantity and capacity of high-quality programs that model and support successful recovery.

Training and development of procedures for government staff to appropriately interact and provide social and other services to current and recovering opioid users. To reduce stigma and to normalize a culture of recovery, government staff will be provided with onboarding and training that generates a cultural shift and provides all government employees with tool and resources to feel supported and to support colleagues who may be struggling with substance use disorder.

Convene community conversations and trainings that engage non-profits, civic clubs, the faith-based community, and other stakeholders in training and techniques for providing referrals and supports to those persons to family and friends struggling with substance use disorder.

Identify and address transportation barriers to permit consistent participation in treatment and recovery support.

Support the development of recovery-friendly environments in all sectors, schools, communities and workplaces to promote and sustain health and wellness goals. Put resources toward:

1. Supportive and recovery housing;
2. Supportive employment/jobs;
3. Certification of peer coaches, peer-run recovery organizations, recovery community organizations;
4. Crisis intervention and relapse prevention; and
5. Services and structures that support young people living a life in recovery including, recovery high schools and collegiate recovery communities.

Prevention

Invest in school-based programs that have demonstrated effectiveness in preventing drug misuse and that appear promising to prevent the uptake and use of opioids. Investment in school and community-based prevention efforts and curriculum that has demonstrated effectiveness in reducing Adverse Childhood Events (ACEs) and their impact by increasing resiliency, and preventing risk-taking, unhealthy or dangerous behaviors such as: drug use, misuse, early alcohol use, and suicide attempts.

Assist coalitions and community stakeholders in aligning state, federal, and local resources to maximize procurement of school and community education curricula, programs and campaigns for students, families, school employees, school athletic programs, parent-teacher and student associations, aging and elderly community members and others in an effort to build a comprehensive prevention and education response that addresses prevention across the lifespan.

Invest in environmental scans and school surveys to identify effective prevention efforts and realign prevention and treatment responses with those emerging risk factors and changing patterns of substance misuse.

Fund community anti-drug coalitions that engage in drug prevention efforts and education.

Prevent Over-Prescribing of Opioids and Other Drugs of Potential Misuse

Training for healthcare providers regarding safe and responsible opioid prescribing, dosing, and tapering patients off opioids.

Continuing Medical Education (CME) on prescribing of opioids and other drugs of concern.

Support for non-opioid pain treatment alternatives, including training providers to offer or refer patients to multi-modal, evidence-informed treatment of pain.

Development and implementation of a National Prescription Drug Monitoring Program (PDMP) – Fund development of a multistate/national PDMP that permits information sharing while providing appropriate safeguards on sharing of private health information, including but not limited to: a. Integration of PDMP data with electronic health records, overdose episodes, and decision support tools for healthcare providers relating to opioid use disorder (OUD) and other drugs of concern.

Prevent Overdose Deaths and Other Harms (Harm Reduction)

Increase availability and distribution of naloxone and other drugs that treat overdoses for use by first responders, persons who have experienced an overdose event, patients who are currently prescribed opioids, families, schools, community-based service providers, social workers, and other members of the general public.

Promote and expand naloxone strategies, which work to ensure that individuals who have received naloxone to reverse the effects of an overdose are then engaged and retained in evidence-based treatment programs.

Provide training and education regarding naloxone and other drugs that treat overdoses for first responders, persons who have experienced an overdose event, patients who are currently prescribed opioids, families, schools, and other members of the general public.

Develop data tracking software and applications for overdoses/naloxone revivals.

Invest in evidence-based and promising comprehensive harm reduction services and centers, including mobile units, to include; syringe services, supplies, naloxone, staffing, space, peer-support services, and access to medical and behavioral health referrals.

Expand access to testing and treatment for infectious diseases such as HIV and Hepatitis C resulting from intravenous opioid use.

Services for Children

Review the continuum of services available to Ohio's youths, young adults, and families to identify gaps and to ensure timely access to appropriate care for Ohio's youngest citizens and their parents.

Fund additional positions and services, including supportive housing and other residential services to serve children living apart from custodial parents and/or placed in foster care due to custodial opioid use.

Expand collaboration among organizations meeting the prevention, treatment, and recovery needs of Ohio's young people and organizations serving youths, such as Boys & Girls Clubs, YMCAs and others. Support the growth of recovery high schools, collegiate recovery communities, and alternative peer groups for youths recovering from mental illness and substance use disorders.

First Responders (EMS, Firefighters, Law Enforcement and other criminal justice professionals)

Provide funds for first responders and criminal justice professionals and participating subdivisions for cross agency/department collaboration and other public safety expenditures relating to the opioid epidemic that address both community and statewide supply and demand reduction strategies including criminal interdiction efforts.

Training public safety officials and responders safe-handling practices and precautions when dealing with fentanyl or other drugs.

Provide trauma-informed resiliency training and support that address compassion fatigue and increased suicide risk of public safety responders.

Workforce

Fellowships for addiction medicine specialists for direct patient care, instructors, and clinical research for treatments.

Scholarships/loan forgiveness for persons to become certified addiction counselors, licensed alcohol and drug counselors, licensed clinical social workers, and licensed mental health counselors practicing in the SUD/MH field, and scholarships for certified addiction counselors, licensed alcohol and drug counselors, licensed clinical social workers, and licensed mental health counselors practicing in the SUD/MH field for continuing education licensing fees.

Funding for clinicians to obtain training and a waiver under the federal Drug Addiction Treatment Act to prescribe MAT for opioid use disorders.

Training for healthcare providers, students, and other supporting professionals, such as peer recovery coaches/recovery outreach specialists to support treatment and harm reduction.

Dissemination of accredited web-based training curricula, such as the American Academy of Addiction Psychiatry's Provider Clinical Support Service-Opioids web-based training curriculum and motivational interviewing.

PART TWO: Statewide Innovation & Recovery

Leadership, Planning and Coordination

Provide resources to fund the oversight, management, and evaluation of abatement programs and inform future approaches.

Community regional planning to identify goals for opioid reduction and support efforts or to identify areas and populations with the greatest needs for prevention, treatment, and/or services.

A government dashboard to track key opioid/and addiction-related indicators and supports as identified through collaborative community processes.

Provide funding for grant writing to assist already established community coalitions in securing state and federal grant dollars for capacity building and sustainability.

Stigma Reduction, Training and Education

Commission statewide campaigns to address stigma against people with mental illness and substance use disorders. Stigma and misinformation deeply embed the deadly consequences of Ohio's public health crisis. These prevent families from seeking help, fuel harmful misperceptions and stereotypes in Ohio communities, and can discourage medical professionals from providing evidence-informed consultation and care. Ohio's campaign to end stigma should include chronic disease education; evidence-based prevention, treatment, and harm reduction strategies; stories of recovery; and a constant reframing of mental illness and addiction from a personal moral failing to a treatable chronic illness.

Coordinate public and professional training opportunities that expand the understanding and awareness of adverse childhood experiences (ACEs) and psychological trauma, effective treatment models, and the use of medications that aid in the acute care and chronic disease management of both mental illness and addiction.

Strengthen the citizen workforce by providing community-based trainings, such as Mental Health First Aid, Crisis Intervention Training, naloxone administration, and suicide prevention. These best practice trainings should be allowable as Continuing Education Units for professional development and when offered in an educational setting, provide academic credit.

Development and dissemination of new accredited curricula, such as the American Academy of Addiction Psychiatry's Provider Clinical Support Service Medication-Assisted Treatment.

Training for emergency room personnel treating opioid overdose patients on post-discharge planning. Such training includes community referrals for MAT, recovery case management and/or support services.

Public education relating to drug disposal.

Drug take-back disposal or destruction programs.

Public education relating to emergency responses to overdoses.

Public education relating to immunity and Good Samaritan laws.

Educating first responders regarding the existence and operation of immunity and Good Samaritan laws.

Invest in public health education campaigns that inform audiences about the ease of contraction of hepatitis C, and that engage persons at-risk to receive testing and treatment.

Convene and host community conversations and events that engage local non-profits, civic clubs, and the faith-based community as a system to support prevention.

Fund programs and services regarding staff training, networking, and practice to improve staff capability to abate the opioid crisis.

Support infrastructure and staffing for collaborative cross-systems coordination to prevent opioid misuse, prevent overdoses, and treat those with addiction including opioids and/or any other co-occurring substance use and/or mental health conditions (e.g. behavioral health prevention, treatment, and recovery services providers, healthcare, primary care, pharmacies, PDMPs).

Support community-wide stigma reduction regarding accessing treatment and support for persons with substance use disorders.

RESEARCH

Ensuring that funding is flexible to invest in short and long-term research and innovation projects that embrace new advances, technology and other strategies that meet the needs of Ohioans today and in the future.

OneOhio Exhibit B

Allocation to Ohio Municipalities, Excluding Bellwethers

<u>Government Name</u>	<u>County</u>	<u>Census ID</u>	<u>Gov't Type</u>	<u>Gov't Share (%)</u>
Aberdeen village	BROWN COUNTY	36200800100000	Other	0.0087%
Ada village	HARDIN COUNTY	36203300100000	Other	0.0078%
ADAMS COUNTY	ADAMS COUNTY	36100100100000	County	0.3474%
ADAMS TOWNSHIP	CHAMPAIGN COUNTY	36301100100000	Other	0.0001%
ADAMS TOWNSHIP	CLINTON COUNTY	36301400100000	Other	0.0003%
ADAMS TOWNSHIP	DARKE COUNTY	36301900100000	Other	0.0017%
ADAMS TOWNSHIP	MONROE COUNTY	36305600100000	Other	0.0000%
ADAMS TOWNSHIP	MUSKINGUM COUNTY	36306000100000	Other	0.0001%
ADAMS TOWNSHIP	SENECA COUNTY	36307400100000	Other	0.0004%
ADAMS TOWNSHIP	WASHINGTON COUNTY	36308400100000	Other	0.0001%
Adamsville village	MUSKINGUM COUNTY	36206000100000	Other	0.0001%
Addyston village	HAMILTON COUNTY	36203100100000	Other	0.0025%
Adelphi village	ROSS COUNTY	36207100100000	Other	0.0020%
Adena village	MULTIPLE COUNTIES	36204100100000	Other	0.0004%
AID TOWNSHIP	LAWRENCE COUNTY	36304400100000	Other	0.0003%
Akron city	SUMMIT COUNTY	36207700100000	Other	0.8812%
Albany village	ATHENS COUNTY	36200500100000	Other	0.0019%
ALEXANDER TOWNSHIP	ATHENS COUNTY	36300500100000	Other	0.0001%
Alexandria village	LICKING COUNTY	36204500100000	Other	0.0006%
Alger village	HARDIN COUNTY	36203300200000	Other	0.0005%
ALLEN COUNTY	ALLEN COUNTY	36100200200000	County	0.4093%
ALLEN TOWNSHIP	DARKE COUNTY	36301900200000	Other	0.0007%
ALLEN TOWNSHIP	HANCOCK COUNTY	36303200100000	Other	0.0006%
ALLEN TOWNSHIP	OTTAWA COUNTY	36306200100000	Other	0.0006%
ALLEN TOWNSHIP	UNION COUNTY	36308000100000	Other	0.0029%
Alliance city	MULTIPLE COUNTIES	36207600100000	Other	0.0889%
AMANDA TOWNSHIP	FAIRFIELD COUNTY	36302300100000	Other	0.0019%
AMANDA TOWNSHIP	HANCOCK COUNTY	36303200200000	Other	0.0002%
Amanda village	FAIRFIELD COUNTY	36202300100000	Other	0.0006%
Amberley village	HAMILTON COUNTY	36203100200000	Other	0.0192%
AMBOY TOWNSHIP	FULTON COUNTY	36302600100000	Other	0.0017%
Amelia village	CLERMONT COUNTY	36201300100000	Other	0.0139%
AMERICAN TOWNSHIP	ALLEN COUNTY	36300200200000	Other	0.0194%
AMES TOWNSHIP	ATHENS COUNTY	36300500200000	Other	0.0004%
Amesville village	ATHENS COUNTY	36200500200000	Other	0.0001%
Amherst city	LORAIN COUNTY	36204700100000	Other	0.0345%
AMHERST TOWNSHIP	LORAIN COUNTY	36304700100000	Other	0.0134%
Amsterdam village	JEFFERSON COUNTY	36204100200000	Other	0.0004%
ANDERSON TOWNSHIP	HAMILTON COUNTY	36303100100000	Other	0.0761%
ANDOVER TOWNSHIP	ASHTABULA COUNTY	36300400100000	Other	0.0011%
Andover village	ASHTABULA COUNTY	36200400100000	Other	0.0041%
Anna village	SHELBY COUNTY	36207500100000	Other	0.0029%
Ansonia village	DARKE COUNTY	36201900100000	Other	0.0015%
Antioch village	MONROE COUNTY	36205600100000	Other	0.0000%
Antwerp village	PAULDING COUNTY	36206300100000	Other	0.0009%
Apple Creek village	WAYNE COUNTY	36208500100000	Other	0.0005%
Aquilla village	GEAUGA COUNTY	36202800100000	Other	0.0000%
Arcadia village	HANCOCK COUNTY	36203200100000	Other	0.0000%

OneOhio Exhibit B

OneOhio Exhibit B

Arcanum village	DARKE COUNTY	36201900200000	Other	0.0034%
Archbold village	FULTON COUNTY	36202600100000	Other	0.0169%
Arlington Heights village	HAMILTON COUNTY	36203100300000	Other	0.0024%
Arlington village	HANCOCK COUNTY	36203200200000	Other	0.0017%
Ashland city	ASHLAND COUNTY	36200300100000	Other	0.0678%
ASHLAND COUNTY	ASHLAND COUNTY	36100300300000	County	0.2064%
Ashley village	DELAWARE COUNTY	36202100100000	Other	0.0012%
Ashtabula city	ASHTABULA COUNTY	36200400200000	Other	0.0931%
ASHTABULA COUNTY	ASHTABULA COUNTY	36100400400000	County	0.7429%
ASHTABULA TOWNSHIP	ASHTABULA COUNTY	36300400200000	Other	0.0175%
Ashville village	PICKAWAY COUNTY	36206500100000	Other	0.0025%
Athalia village	LAWRENCE COUNTY	36204400100000	Other	0.0000%
Athens city	ATHENS COUNTY	36200500300000	Other	0.0701%
ATHENS COUNTY	ATHENS COUNTY	36100500500000	County	0.4584%
ATHENS TOWNSHIP	ATHENS COUNTY	36300500300000	Other	0.0026%
ATHENS TOWNSHIP	HARRISON COUNTY	36303400200000	Other	0.0003%
Attica village	SENECA COUNTY	36207400100000	Other	0.0008%
ATWATER TOWNSHIP	PORTAGE COUNTY	36306700100000	Other	0.0005%
AUBURN TOWNSHIP	CRAWFORD COUNTY	36301700100000	Other	0.0008%
AUBURN TOWNSHIP	GEAUGA COUNTY	36302800100000	Other	0.0068%
AUBURN TOWNSHIP	TUSCARAWAS COUNTY	36307900100000	Other	0.0000%
AUGLAIZE COUNTY	AUGLAIZE COUNTY	36100600600000	County	0.1649%
AUGLAIZE TOWNSHIP	ALLEN COUNTY	36300200300000	Other	0.0010%
AUGLAIZE TOWNSHIP	PAULDING COUNTY	36306300100000	Other	0.0001%
AUGUSTA TOWNSHIP	CARROLL COUNTY	36301000100000	Other	0.0005%
AURELIUS TOWNSHIP	WASHINGTON COUNTY	36308400200000	Other	0.0000%
Aurora city	PORTAGE COUNTY	36206700100000	Other	0.0295%
AUSTINBURG TOWNSHIP	ASHTABULA COUNTY	36300400300000	Other	0.0005%
AUSTINTOWN TOWNSHIP	MAHONING COUNTY	36305000100000	Other	0.0890%
Avon city	LORAIN COUNTY	36204700200000	Other	0.0730%
Avon Lake city	LORAIN COUNTY	36204700300000	Other	0.0663%
Bailey Lakes village	ASHLAND COUNTY	36200350100000	Other	0.0001%
BAINBRIDGE TOWNSHIP	GEAUGA COUNTY	36302800200000	Other	0.0406%
Bainbridge village	ROSS COUNTY	36207100200000	Other	0.0023%
Bairdstown village	WOOD COUNTY	36208700100000	Other	0.0001%
BALLVILLE TOWNSHIP	SANDUSKY COUNTY	36307200100000	Other	0.0022%
Baltic village	MULTIPLE COUNTIES	36207900100000	Other	0.0009%
Baltimore village	FAIRFIELD COUNTY	36202300200000	Other	0.0032%
Barberton city	SUMMIT COUNTY	36207700200000	Other	0.1164%
BARLOW TOWNSHIP	WASHINGTON COUNTY	36308400300000	Other	0.0003%
Barnesville village	BELMONT COUNTY	36200700100000	Other	0.0107%
Barnhill village	TUSCARAWAS COUNTY	36207900200000	Other	0.0007%
BARTLOW TOWNSHIP	HENRY COUNTY	36303500100000	Other	0.0001%
BATAVIA TOWNSHIP	CLERMONT COUNTY	36301300100000	Other	0.0001%
Batavia village	CLERMONT COUNTY	36201300200000	Other	0.0048%
Batesville village	NOBLE COUNTY	36206100100000	Other	0.0001%
BATH TOWNSHIP	ALLEN COUNTY	36300200400000	Other	0.0089%
BATH TOWNSHIP	GREENE COUNTY	36302900100000	Other	0.0002%
BATH TOWNSHIP	SUMMIT COUNTY	36307700100000	Other	0.0490%
BAUGHMAN TOWNSHIP	WAYNE COUNTY	36308500100000	Other	0.0001%
BAY TOWNSHIP	OTTAWA COUNTY	36306200200000	Other	0.0001%
Bay View village	ERIE COUNTY	36202200100000	Other	0.0013%

OneOhio Exhibit B

OneOhio Exhibit B

Bay Village city	CUYAHOGA COUNTY	36201800100000 Other	0.0295%
BAZETTA TOWNSHIP	TRUMBULL COUNTY	36307800100000 Other	0.0331%
Beach City village	STARK COUNTY	36207600200000 Other	0.0007%
Beachwood city	CUYAHOGA COUNTY	36201800200000 Other	0.0573%
Beallsville village	MONROE COUNTY	36205600200000 Other	0.0002%
BEARFIELD TOWNSHIP	PERRY COUNTY	36306400100000 Other	0.0005%
BEAVER TOWNSHIP	MAHONING COUNTY	36305000200000 Other	0.0148%
BEAVER TOWNSHIP	PIKE COUNTY	36306600100000 Other	0.0003%
Beaver village	PIKE COUNTY	36206600100000 Other	0.0002%
Beavercreek city	GREENE COUNTY	36202960100000 Other	0.0844%
BEAVERCREEK TOWNSHIP	GREENE COUNTY	36302900200000 Other	0.1349%
Beaverdam village	ALLEN COUNTY	36200200100000 Other	0.0001%
Bedford city	CUYAHOGA COUNTY	36201800300000 Other	0.0430%
Bedford Heights city	CUYAHOGA COUNTY	36201800400000 Other	0.0387%
BEDFORD TOWNSHIP	COSHOCTON COUNTY	36301600200000 Other	0.0000%
Bellaire village	BELMONT COUNTY	36200700200000 Other	0.0010%
Bellbrook city	GREENE COUNTY	36202900100000 Other	0.0238%
Belle Center village	LOGAN COUNTY	36204600100000 Other	0.0005%
Belle Valley village	NOBLE COUNTY	36206100200000 Other	0.0001%
Bellefontaine city	LOGAN COUNTY	36204600200000 Other	0.0729%
Bellevue city	MULTIPLE COUNTIES	36203900100000 Other	0.0300%
Bellville village	RICHLAND COUNTY	36207000100000 Other	0.0011%
BELMONT COUNTY	BELMONT COUNTY	36100700700000 County	0.4905%
Belmont village	BELMONT COUNTY	36200700300000 Other	0.0011%
Belmore village	PUTNAM COUNTY	36206900100000 Other	0.0002%
Beloit village	MAHONING COUNTY	36205000100000 Other	0.0038%
Belpre city	WASHINGTON COUNTY	36208400100000 Other	0.0099%
BELPRE TOWNSHIP	WASHINGTON COUNTY	36308400400000 Other	0.0009%
BENNINGTON TOWNSHIP	LICKING COUNTY	36304500100000 Other	0.0006%
BENNINGTON TOWNSHIP	MORROW COUNTY	36305900100000 Other	0.0001%
Bentleyville village	CUYAHOGA COUNTY	36201800500000 Other	0.0020%
Benton Ridge village	HANCOCK COUNTY	36203200300000 Other	0.0001%
BENTON TOWNSHIP	HOCKING COUNTY	36303700100000 Other	0.0001%
BENTON TOWNSHIP	OTTAWA COUNTY	36306200300000 Other	0.0008%
BENTON TOWNSHIP	PAULDING COUNTY	36306300200000 Other	0.0002%
BENTON TOWNSHIP	PIKE COUNTY	36306600200000 Other	0.0004%
Berea city	CUYAHOGA COUNTY	36201800600000 Other	0.0293%
Bergholz village	JEFFERSON COUNTY	36204100300000 Other	0.0002%
Berkey village	LUCAS COUNTY	36204800100000 Other	0.0004%
BERKSHIRE TOWNSHIP	DELAWARE COUNTY	36302100100000 Other	0.0001%
Berlin Heights village	ERIE COUNTY	36202200200000 Other	0.0009%
BERLIN TOWNSHIP	DELAWARE COUNTY	36302100200000 Other	0.0000%
BERLIN TOWNSHIP	ERIE COUNTY	36302200100000 Other	0.0001%
BERLIN TOWNSHIP	HOLMES COUNTY	36303800100000 Other	0.0001%
BERLIN TOWNSHIP	MAHONING COUNTY	36305000300000 Other	0.0015%
BERN TOWNSHIP	ATHENS COUNTY	36300500400000 Other	0.0001%
BERNE TOWNSHIP	FAIRFIELD COUNTY	36302300200000 Other	0.0002%
BETHEL TOWNSHIP	CLARK COUNTY	36301200100000 Other	0.0138%
BETHEL TOWNSHIP	MONROE COUNTY	36305600300000 Other	0.0000%
Bethel village	CLERMONT COUNTY	36201300300000 Other	0.0058%
Bethesda village	BELMONT COUNTY	36200700400000 Other	0.0007%
BETHLEHEM TOWNSHIP	COSHOCTON COUNTY	36301600300000 Other	0.0001%

OneOhio Exhibit B

Revised 1/21/2020 12:30 PM

OneOhio Exhibit B

BETHLEHEM TOWNSHIP	STARK COUNTY	36307600100000 Other	0.0015%
Bettsville village	SENECA COUNTY	36207400200000 Other	0.0010%
Beverly village	WASHINGTON COUNTY	36208400200000 Other	0.0020%
Bexley city	FRANKLIN COUNTY	36202500100000 Other	0.0459%
BIG ISLAND TOWNSHIP	MARION COUNTY	36305100100000 Other	0.0006%
BLACK CREEK TOWNSHIP	MERCER COUNTY	36305400100000 Other	0.0002%
Blakeslee village	WILLIAMS COUNTY	36208600200000 Other	0.0001%
BLANCHARD TOWNSHIP	HANCOCK COUNTY	36303200400000 Other	0.0001%
BLANCHARD TOWNSHIP	PUTNAM COUNTY	36306900100000 Other	0.0006%
Blanchester village	MULTIPLE COUNTIES	36201400100000 Other	0.0115%
BLENDON TOWNSHIP	FRANKLIN COUNTY	36302500100000 Other	0.0283%
BLOOM TOWNSHIP	FAIRFIELD COUNTY	36302300300000 Other	0.0119%
BLOOM TOWNSHIP	MORGAN COUNTY	36305800100000 Other	0.0002%
BLOOM TOWNSHIP	SCIOTO COUNTY	36307300100000 Other	0.0001%
BLOOM TOWNSHIP	SENECA COUNTY	36307400300000 Other	0.0010%
Bloomdale village	WOOD COUNTY	36208700200000 Other	0.0006%
BLOOMFIELD TOWNSHIP	JACKSON COUNTY	36304000100000 Other	0.0013%
BLOOMFIELD TOWNSHIP	LOGAN COUNTY	36304600100000 Other	0.0000%
Bloomington village	FAYETTE COUNTY	36202400100000 Other	0.0002%
Bloomington village	JEFFERSON COUNTY	36204100400000 Other	0.0002%
BLOOMINGGROVE TOWNSHIP	RICHLAND COUNTY	36307000100000 Other	0.0002%
Bloomville village	SENECA COUNTY	36207400300000 Other	0.0004%
Blue Ash city	HAMILTON COUNTY	36203100400000 Other	0.0852%
BLUE CREEK TOWNSHIP	PAULDING COUNTY	36306300300000 Other	0.0001%
BLUE ROCK TOWNSHIP	MUSKINGUM COUNTY	36306000200000 Other	0.0001%
Bluffton village	MULTIPLE COUNTIES	36200200200000 Other	0.0053%
BOARDMAN TOWNSHIP	MAHONING COUNTY	36305000400000 Other	0.1409%
BOKESCREEK TOWNSHIP	LOGAN COUNTY	36304600200000 Other	0.0013%
Bolivar village	TUSCARAWAS COUNTY	36207900300000 Other	0.0004%
Boston Heights village	SUMMIT COUNTY	36207700300000 Other	0.0077%
BOSTON TOWNSHIP	SUMMIT COUNTY	36307700200000 Other	0.0004%
Botkins village	SHELBY COUNTY	36207500200000 Other	0.0020%
Bowerston village	HARRISON COUNTY	36203400100000 Other	0.0001%
Bowersville village	GREENE COUNTY	36202900200000 Other	0.0001%
Bowling Green city	WOOD COUNTY	36208700300000 Other	0.0753%
BOWLING GREEN TOWNSHIP	LICKING COUNTY	36304500200000 Other	0.0000%
BRACEVILLE TOWNSHIP	TRUMBULL COUNTY	36307800300000 Other	0.0038%
Bradford village	MULTIPLE COUNTIES	36205500100000 Other	0.0029%
Bradner village	WOOD COUNTY	36208700400000 Other	0.0009%
Brady Lake village	PORTAGE COUNTY	36206700200000 Other	0.0003%
BRADY TOWNSHIP	WILLIAMS COUNTY	36308600100000 Other	0.0005%
Bratenahl village	CUYAHOGA COUNTY	36201800700000 Other	0.0051%
BRATTON TOWNSHIP	ADAMS COUNTY	36300100100000 Other	0.0001%
Brecksville city	CUYAHOGA COUNTY	36201800800000 Other	0.0241%
Bremen village	FAIRFIELD COUNTY	36202300300000 Other	0.0007%
Brewster village	STARK COUNTY	36207600300000 Other	0.0059%
Brice village	FRANKLIN COUNTY	36202550100000 Other	0.0006%
Bridgeport village	BELMONT COUNTY	36200700500000 Other	0.0050%
BRIDGEWATER TOWNSHIP	WILLIAMS COUNTY	36308600200000 Other	0.0004%
BRIGHTON TOWNSHIP	LORAIN COUNTY	36304700300000 Other	0.0000%
BRIMFIELD TOWNSHIP	PORTAGE COUNTY	36306700300000 Other	0.0112%
BRISTOL TOWNSHIP	MORGAN COUNTY	36305800200000 Other	0.0001%

OneOhio Exhibit B

OneOhio Exhibit B

BRISTOL TOWNSHIP	TRUMBULL COUNTY	36307800400000 Other	0.0253%
Broadview Heights city	CUYAHOGA COUNTY	36201800900000 Other	0.0227%
BRONSON TOWNSHIP	HURON COUNTY	36303900100000 Other	0.0009%
Brook Park city	CUYAHOGA COUNTY	36201801200000 Other	0.0390%
BROOKFIELD TOWNSHIP	NOBLE COUNTY	36306100200000 Other	0.0001%
BROOKFIELD TOWNSHIP	TRUMBULL COUNTY	36307800500000 Other	0.0346%
Brooklyn city	CUYAHOGA COUNTY	36201801000000 Other	0.0212%
Brooklyn Heights village	CUYAHOGA COUNTY	36201801100000 Other	0.0101%
Brookside village	BELMONT COUNTY	36200700600000 Other	0.0001%
Brookville city	MONTGOMERY COUNTY	36205700100000 Other	0.0217%
Broughton village	PAULDING COUNTY	36206300200000 Other	0.0000%
BROWN COUNTY	BROWN COUNTY	36100800800000 County	0.4653%
BROWN TOWNSHIP	CARROLL COUNTY	36301000200000 Other	0.0009%
BROWN TOWNSHIP	DARKE COUNTY	36301900300000 Other	0.0008%
BROWN TOWNSHIP	DELAWARE COUNTY	36302100300000 Other	0.0000%
BROWN TOWNSHIP	FRANKLIN COUNTY	36302500200000 Other	0.0004%
BROWN TOWNSHIP	KNOX COUNTY	36304200200000 Other	0.0039%
BROWN TOWNSHIP	MIAMI COUNTY	36305500200000 Other	0.0006%
BROWN TOWNSHIP	PAULDING COUNTY	36306300400000 Other	0.0001%
BROWN TOWNSHIP	VINTON COUNTY	36308200100000 Other	0.0000%
Brunswick city	MEDINA COUNTY	36205250100000 Other	0.1197%
BRUNSWICK HILLS TOWNSHIP	MEDINA COUNTY	36305200100000 Other	0.0201%
BRUSH CREEK TOWNSHIP	JEFFERSON COUNTY	36304100100000 Other	0.0001%
BRUSH CREEK TOWNSHIP	SCIOTO COUNTY	36307300200000 Other	0.0011%
BRUSHCREEK TOWNSHIP	HIGHLAND COUNTY	36303600100000 Other	0.0060%
Bryan city	WILLIAMS COUNTY	36208600300000 Other	0.0285%
Buchtel village	MULTIPLE COUNTIES	36200500400000 Other	0.0002%
Buckeye Lake village	MULTIPLE COUNTIES	36204560100000 Other	0.0041%
Buckland village	AUGLAIZE COUNTY	36200600100000 Other	0.0001%
BUCKS TOWNSHIP	TUSCARAWAS COUNTY	36307900200000 Other	0.0003%
Bucyrus city	CRAWFORD COUNTY	36201700100000 Other	0.0467%
BUCYRUS TOWNSHIP	CRAWFORD COUNTY	36301700200000 Other	0.0002%
BUFFALO TOWNSHIP	NOBLE COUNTY	36306100300000 Other	0.0001%
Burbank village	WAYNE COUNTY	36208500200000 Other	0.0002%
Burgoon village	SANDUSKY COUNTY	36207200100000 Other	0.0002%
Burkettsville village	MULTIPLE COUNTIES	36205400100000 Other	0.0000%
BURLINGTON TOWNSHIP	LICKING COUNTY	36304500300000 Other	0.0013%
BURTON TOWNSHIP	GEAUGA COUNTY	36302800300000 Other	0.0023%
Burton village	GEAUGA COUNTY	36202800200000 Other	0.0036%
BUTLER COUNTY	BUTLER COUNTY	36100900900000 County	2.6887%
BUTLER TOWNSHIP	COLUMBIANA COUNTY	36301500100000 Other	0.0018%
BUTLER TOWNSHIP	DARKE COUNTY	36301900400000 Other	0.0007%
BUTLER TOWNSHIP	MERCER COUNTY	36305400200000 Other	0.0021%
BUTLER TOWNSHIP	MONTGOMERY COUNTY	36305700100000 Other	0.0308%
BUTLER TOWNSHIP	RICHLAND COUNTY	36307000200000 Other	0.0004%
Butler village	RICHLAND COUNTY	36207000200000 Other	0.0005%
Butlerville village	WARREN COUNTY	36208300100000 Other	0.0002%
Byesville village	GUERNSEY COUNTY	36203000100000 Other	0.0018%
BYRD TOWNSHIP	BROWN COUNTY	36300800100000 Other	0.0018%
CADIZ TOWNSHIP	HARRISON COUNTY	36303400300000 Other	0.0013%
Cadiz village	HARRISON COUNTY	36203400200000 Other	0.0042%
CAESARSCREEK TOWNSHIP	GREENE COUNTY	36302900300000 Other	0.0005%

OneOhio Exhibit B

OneOhio Exhibit B

Cairo village	ALLEN COUNTY	36200200300000	Other	0.0000%
Caldwell village	NOBLE COUNTY	36206100300000	Other	0.0018%
Caledonia village	MARION COUNTY	36205100100000	Other	0.0007%
Cambridge city	GUERNSEY COUNTY	36203000200000	Other	0.0668%
CAMBRIDGE TOWNSHIP	GUERNSEY COUNTY	36303000200000	Other	0.0001%
CAMDEN TOWNSHIP	LORAIN COUNTY	36304700500000	Other	0.0003%
Camden village	PREBLE COUNTY	36206800100000	Other	0.0031%
CAMP CREEK TOWNSHIP	PIKE COUNTY	36306600300000	Other	0.0002%
Campbell city	MAHONING COUNTY	36205000200000	Other	0.0207%
CANAAN TOWNSHIP	MORROW COUNTY	36305900200000	Other	0.0001%
CANAAN TOWNSHIP	WAYNE COUNTY	36308500200000	Other	0.0002%
Canal Fulton city	STARK COUNTY	36207600400000	Other	0.0143%
Canal Winchester city	MULTIPLE COUNTIES	36202500200000	Other	0.0017%
Canfield city	MAHONING COUNTY	36205000300000	Other	0.0340%
CANFIELD TOWNSHIP	MAHONING COUNTY	36305000500000	Other	0.0024%
Canton city	STARK COUNTY	36207600500000	Other	0.4906%
CANTON TOWNSHIP	STARK COUNTY	36307600200000	Other	0.0238%
Cardington village	MORROW COUNTY	36205900100000	Other	0.0026%
Carey village	WYANDOT COUNTY	36208800100000	Other	0.0048%
CARLISLE TOWNSHIP	LORAIN COUNTY	36304700600000	Other	0.0046%
Carlisle village	MULTIPLE COUNTIES	36208350100000	Other	0.0082%
CARROLL COUNTY	CARROLL COUNTY	36101001000000	County	0.1275%
CARROLL TOWNSHIP	OTTAWA COUNTY	36306200400000	Other	0.0031%
Carroll village	FAIRFIELD COUNTY	36202300400000	Other	0.0009%
Carrollton village	CARROLL COUNTY	36201000100000	Other	0.0061%
CARRYALL TOWNSHIP	PAULDING COUNTY	36306300500000	Other	0.0001%
CARTHAGE TOWNSHIP	ATHENS COUNTY	36300500600000	Other	0.0002%
CASS TOWNSHIP	MUSKINGUM COUNTY	36306000400000	Other	0.0002%
CASS TOWNSHIP	RICHLAND COUNTY	36307000300000	Other	0.0008%
Casstown village	MIAMI COUNTY	36205500200000	Other	0.0005%
Castalia village	ERIE COUNTY	36202200300000	Other	0.0011%
Castine village	DARKE COUNTY	36201900300000	Other	0.0005%
CATAWBA ISLAND TOWNSHIP	OTTAWA COUNTY	36306200500000	Other	0.0060%
Catawba village	CLARK COUNTY	36201200100000	Other	0.0002%
Cecil village	PAULDING COUNTY	36206300300000	Other	0.0000%
CEDARVILLE TOWNSHIP	GREENE COUNTY	36302900400000	Other	0.0037%
Cedarville village	GREENE COUNTY	36202900300000	Other	0.0036%
Celina city	MERCER COUNTY	36205400200000	Other	0.0166%
CENTER TOWNSHIP	CARROLL COUNTY	36301000300000	Other	0.0002%
CENTER TOWNSHIP	COLUMBIANA COUNTY	36301500200000	Other	0.0003%
CENTER TOWNSHIP	GUERNSEY COUNTY	36303000300000	Other	0.0002%
CENTER TOWNSHIP	MERCER COUNTY	36305400300000	Other	0.0004%
CENTER TOWNSHIP	MONROE COUNTY	36305600400000	Other	0.0005%
CENTER TOWNSHIP	MORGAN COUNTY	36305800300000	Other	0.0001%
CENTER TOWNSHIP	NOBLE COUNTY	36306100400000	Other	0.0002%
CENTER TOWNSHIP	WILLIAMS COUNTY	36308600300000	Other	0.0005%
CENTER TOWNSHIP	WOOD COUNTY	36308700200000	Other	0.0003%
Centerburg village	KNOX COUNTY	36204200200000	Other	0.0041%
Centerville city	MULTIPLE COUNTIES	36205700200000	Other	0.0592%
Centerville village	GALLIA COUNTY	36202700100000	Other	0.0005%
CESSNA TOWNSHIP	HARDIN COUNTY	36303300300000	Other	0.0001%
CHAGRIN FALLS TOWNSHIP	CUYAHOGA COUNTY	36301800200000	Other	0.0000%

OneOhio Exhibit B

OneOhio Exhibit B

Chagrin Falls village	CUYAHOGA COUNTY	36201801300000 Other	0.0125%
CHAMPAIGN COUNTY	CHAMPAIGN COUNTY	36101101100000 County	0.2269%
CHAMPION TOWNSHIP	TRUMBULL COUNTY	36307800600000 Other	0.0284%
Chardon city	GEAUGA COUNTY	36202800300000 Other	0.0479%
CHARDON TOWNSHIP	GEAUGA COUNTY	36302800400000 Other	0.0039%
CHARLESTOWN TOWNSHIP	PORTAGE COUNTY	36306700400000 Other	0.0000%
CHATFIELD TOWNSHIP	CRAWFORD COUNTY	36301700300000 Other	0.0008%
Chatfield village	CRAWFORD COUNTY	36201700200000 Other	0.0001%
CHATHAM TOWNSHIP	MEDINA COUNTY	36305200200000 Other	0.0004%
Chauncey village	ATHENS COUNTY	36200500500000 Other	0.0001%
Cherry Fork village	ADAMS COUNTY	36200100100000 Other	0.0004%
CHERRY VALLEY TOWNSHIP	ASHTABULA COUNTY	36300400400000 Other	0.0005%
Chesapeake village	LAWRENCE COUNTY	36204400200000 Other	0.0022%
CHESHIRE TOWNSHIP	GALLIA COUNTY	36302700200000 Other	0.0010%
Cheshire village	GALLIA COUNTY	36202700200000 Other	0.0002%
CHESTER TOWNSHIP	CLINTON COUNTY	36301400200000 Other	0.0019%
CHESTER TOWNSHIP	GEAUGA COUNTY	36302800500000 Other	0.0253%
CHESTER TOWNSHIP	MORROW COUNTY	36305900400000 Other	0.0005%
CHESTER TOWNSHIP	WAYNE COUNTY	36308500300000 Other	0.0004%
Chesterhill village	MORGAN COUNTY	36205800100000 Other	0.0001%
Chesterville village	MORROW COUNTY	36205900200000 Other	0.0001%
Cheviot city	HAMILTON COUNTY	36203100500000 Other	0.0177%
Chickasaw village	MERCER COUNTY	36205400300000 Other	0.0003%
Chillicothe city	ROSS COUNTY	36207100300000 Other	0.3117%
Chilo village	CLERMONT COUNTY	36201370100000 Other	0.0002%
Chippewa Lake village	MEDINA COUNTY	36205200100000 Other	0.0005%
CHIPPEWA TOWNSHIP	WAYNE COUNTY	36308500400000 Other	0.0026%
Christiansburg village	CHAMPAIGN COUNTY	36201100100000 Other	0.0003%
Cincinnati city	HAMILTON COUNTY	36203100600000 Other	1.9226%
Circleville city	PICKAWAY COUNTY	36206500200000 Other	0.3452%
CIRCLEVILLE TOWNSHIP	PICKAWAY COUNTY	36306500100000 Other	0.0006%
CLAIBOURNE TOWNSHIP	UNION COUNTY	36308000200000 Other	0.0000%
CLARIDON TOWNSHIP	GEAUGA COUNTY	36302800600000 Other	0.0026%
Clarington village	MONROE COUNTY	36205600300000 Other	0.0000%
CLARK COUNTY	CLARK COUNTY	36101201200000 County	1.2152%
CLARK TOWNSHIP	BROWN COUNTY	36300800200000 Other	0.0054%
CLARK TOWNSHIP	CLINTON COUNTY	36301400300000 Other	0.0011%
Clarksburg village	ROSS COUNTY	36207100400000 Other	0.0000%
CLARKSFIELD TOWNSHIP	HURON COUNTY	36303900200000 Other	0.0007%
Clarksville village	CLINTON COUNTY	36201400200000 Other	0.0004%
Clay Center village	OTTAWA COUNTY	36206200100000 Other	0.0001%
CLAY TOWNSHIP	AUGLAIZE COUNTY	36300600100000 Other	0.0004%
CLAY TOWNSHIP	HIGHLAND COUNTY	36303600200000 Other	0.0004%
CLAY TOWNSHIP	MONTGOMERY COUNTY	36305700200000 Other	0.0058%
CLAY TOWNSHIP	MUSKINGUM COUNTY	36306000500000 Other	0.0004%
CLAY TOWNSHIP	OTTAWA COUNTY	36306200600000 Other	0.0026%
CLAY TOWNSHIP	SCIOTO COUNTY	36307300300000 Other	0.0065%
CLAY TOWNSHIP	TUSCARAWAS COUNTY	36307900300000 Other	0.0000%
Clayton city	MONTGOMERY COUNTY	36205700300000 Other	0.0375%
CLAYTON TOWNSHIP	PERRY COUNTY	36306400200000 Other	0.0004%
CLEAR CREEK TOWNSHIP	WARREN COUNTY	36308300100000 Other	0.0874%
CLEARCREEK TOWNSHIP	FAIRFIELD COUNTY	36302300400000 Other	0.0011%

OneOhio Exhibit B

OneOhio Exhibit B

CLERMONT COUNTY	CLERMONT COUNTY	36101301300000 County	1.9148%
Cleveland city	CUYAHOGA COUNTY	36201801400000 Other	1.8006%
Cleveland Heights city	CUYAHOGA COUNTY	36201801500000 Other	0.0861%
Cleves village	HAMILTON COUNTY	36203100700000 Other	0.0032%
Clifton village	CLARK COUNTY	36202900400000 Other	0.0003%
CLINTON COUNTY	CLINTON COUNTY	36101401400000 County	0.4003%
CLINTON TOWNSHIP	FRANKLIN COUNTY	36302500300000 Other	0.0108%
CLINTON TOWNSHIP	FULTON COUNTY	36302600300000 Other	0.0006%
CLINTON TOWNSHIP	SENECA COUNTY	36307400400000 Other	0.0007%
CLINTON TOWNSHIP	SHELBY COUNTY	36307500100000 Other	0.0006%
CLINTON TOWNSHIP	VINTON COUNTY	36308200200000 Other	0.0003%
CLINTON TOWNSHIP	WAYNE COUNTY	36308500500000 Other	0.0002%
Clinton village	SUMMIT COUNTY	36207700400000 Other	0.0011%
Cloverdale village	PUTNAM COUNTY	36206900200000 Other	0.0002%
Clyde city	SANDUSKY COUNTY	36207200200000 Other	0.0220%
Coal Grove village	LAWRENCE COUNTY	36204400300000 Other	0.0050%
COAL TOWNSHIP	JACKSON COUNTY	36304000200000 Other	0.0005%
COAL TOWNSHIP	PERRY COUNTY	36306400300000 Other	0.0004%
Coalton village	JACKSON COUNTY	36204000100000 Other	0.0024%
COITSVILLE TOWNSHIP	MAHONING COUNTY	36305000600000 Other	0.0048%
Coldwater village	MERCER COUNTY	36205400400000 Other	0.0055%
COLERAIN TOWNSHIP	BELMONT COUNTY	36300700100000 Other	0.0006%
COLERAIN TOWNSHIP	HAMILTON COUNTY	36303100200000 Other	0.1398%
College Corner village	MULTIPLE COUNTIES	36206800200000 Other	0.0023%
COLLEGE TOWNSHIP	KNOX COUNTY	36304200600000 Other	0.0029%
COLUMBIA TOWNSHIP	HAMILTON COUNTY	36303100300000 Other	0.0091%
COLUMBIA TOWNSHIP	LORAIN COUNTY	36304700700000 Other	0.0045%
COLUMBIA TOWNSHIP	MEIGS COUNTY	36305300300000 Other	0.0001%
Columbiana city	MULTIPLE COUNTIES	36201500100000 Other	0.0212%
COLUMBIANA COUNTY	COLUMBIANA COUNTY	36101501500000 County	0.6832%
Columbus city	MULTIPLE COUNTIES	36202500300000 Other	4.0359%
Columbus Grove village	PUTNAM COUNTY	36206900300000 Other	0.0014%
Commercial Point village	PICKAWAY COUNTY	36206500300000 Other	0.0009%
CONCORD TOWNSHIP	DELAWARE COUNTY	36302100400000 Other	0.0132%
CONCORD TOWNSHIP	FAYETTE COUNTY	36302400100000 Other	0.0003%
CONCORD TOWNSHIP	HIGHLAND COUNTY	36303600300000 Other	0.0001%
CONCORD TOWNSHIP	LAKE COUNTY	36304300100000 Other	0.0329%
CONCORD TOWNSHIP	MIAMI COUNTY	36305500300000 Other	0.0048%
CONCORD TOWNSHIP	ROSS COUNTY	36307100300000 Other	0.0034%
Conesville village	COSHOCTON COUNTY	36201600100000 Other	0.0002%
CONGRESS TOWNSHIP	MORROW COUNTY	36305900500000 Other	0.0000%
CONGRESS TOWNSHIP	WAYNE COUNTY	36308500600000 Other	0.0000%
Congress village	WAYNE COUNTY	36208500300000 Other	0.0001%
Conneaut city	ASHTABULA COUNTY	36200400300000 Other	0.0501%
Continental village	PUTNAM COUNTY	36206900400000 Other	0.0014%
Convoy village	VAN WERT COUNTY	36208100100000 Other	0.0016%
Coolville village	ATHENS COUNTY	36200500600000 Other	0.0003%
COPLEY TOWNSHIP	SUMMIT COUNTY	36307700300000 Other	0.0645%
Corning village	PERRY COUNTY	36206400100000 Other	0.0011%
Cortland city	TRUMBULL COUNTY	36207800100000 Other	0.0350%
Corwin village	WARREN COUNTY	36208300200000 Other	0.0005%
Coshocton city	COSHOCTON COUNTY	36201600200000 Other	0.0177%

OneOhio Exhibit B

OneOhio Exhibit B

COSHOCTON COUNTY	COSHOCTON COUNTY	36101601600000 County	0.1890%
COVENTRY TOWNSHIP	SUMMIT COUNTY	36307700400000 Other	0.0113%
Covington village	MIAMI COUNTY	36205500300000 Other	0.0077%
Craig Beach village	MAHONING COUNTY	36205000400000 Other	0.0004%
CRANBERRY TOWNSHIP	CRAWFORD COUNTY	36301700400000 Other	0.0002%
CRANE TOWNSHIP	PAULDING COUNTY	36306300600000 Other	0.0001%
CRANE TOWNSHIP	WYANDOT COUNTY	36308800200000 Other	0.0006%
CRAWFORD COUNTY	CRAWFORD COUNTY	36101701700000 County	0.2595%
CRAWFORD TOWNSHIP	COSHOCTON COUNTY	36301600500000 Other	0.0002%
CRAWFORD TOWNSHIP	WYANDOT COUNTY	36308800300000 Other	0.0001%
Crestline village	MULTIPLE COUNTIES	36201700300000 Other	0.0167%
Creston village	MULTIPLE COUNTIES	36208500400000 Other	0.0008%
Cridersville village	AUGLAIZE COUNTY	36200600200000 Other	0.0046%
Crooksville village	PERRY COUNTY	36206400200000 Other	0.0043%
CROSBY TOWNSHIP	HAMILTON COUNTY	36303100400000 Other	0.0045%
CROSS CREEK TOWNSHIP	JEFFERSON COUNTY	36304100200000 Other	0.0061%
Crown City village	GALLIA COUNTY	36202700300000 Other	0.0005%
Cumberland village	GUERNSEY COUNTY	36203000300000 Other	0.0007%
Custar village	WOOD COUNTY	36208700500000 Other	0.0000%
Cuyahoga Falls city	SUMMIT COUNTY	36207700500000 Other	0.1812%
Cuyahoga Heights village	CUYAHOGA COUNTY	36201801600000 Other	0.0194%
Cygnets village	WOOD COUNTY	36208700600000 Other	0.0003%
CYNTHIAN TOWNSHIP	SHELBY COUNTY	36307500200000 Other	0.0000%
DALLAS TOWNSHIP	CRAWFORD COUNTY	36301700500000 Other	0.0002%
Dalton village	WAYNE COUNTY	36208500500000 Other	0.0012%
DAMASCUS TOWNSHIP	HENRY COUNTY	36303500200000 Other	0.0008%
DANBURY TOWNSHIP	OTTAWA COUNTY	36306200700000 Other	0.0039%
Danville village	KNOX COUNTY	36204200300000 Other	0.0022%
DARBY TOWNSHIP	MADISON COUNTY	36304900200000 Other	0.0011%
DARBY TOWNSHIP	UNION COUNTY	36308000300000 Other	0.0004%
Darbyville village	PICKAWAY COUNTY	36206500400000 Other	0.0000%
DARKE COUNTY	DARKE COUNTY	36101901900000 County	0.2652%
Dayton city	MONTGOMERY COUNTY	36205700400000 Other	1.3353%
De Graff village	LOGAN COUNTY	36204600300000 Other	0.0013%
DECATUR TOWNSHIP	LAWRENCE COUNTY	36304400200000 Other	0.0001%
DECATUR TOWNSHIP	WASHINGTON COUNTY	36308400500000 Other	0.0001%
Deer Park city	HAMILTON COUNTY	36203100800000 Other	0.0107%
DEERCREEK TOWNSHIP	PICKAWAY COUNTY	36306500300000 Other	0.0004%
DEERFIELD TOWNSHIP	PORTAGE COUNTY	36306700500000 Other	0.0009%
DEERFIELD TOWNSHIP	ROSS COUNTY	36307100400000 Other	0.0015%
DEERFIELD TOWNSHIP	WARREN COUNTY	36308300200000 Other	0.1151%
Deersville village	HARRISON COUNTY	36203400300000 Other	0.0000%
Defiance city	DEFIANCE COUNTY	36202000100000 Other	0.0659%
DEFIANCE COUNTY	DEFIANCE COUNTY	36102002000000 County	0.1710%
DEFIANCE TOWNSHIP	DEFIANCE COUNTY	36302000200000 Other	0.0007%
Delaware city	DELAWARE COUNTY	36202100200000 Other	0.1151%
DELAWARE COUNTY	DELAWARE COUNTY	36102102100000 County	0.4816%
DELAWARE TOWNSHIP	DEFIANCE COUNTY	36302000300000 Other	0.0015%
DELAWARE TOWNSHIP	DELAWARE COUNTY	36302100500000 Other	0.0075%
DELAWARE TOWNSHIP	HANCOCK COUNTY	36303200600000 Other	0.0001%
DELHI TOWNSHIP	HAMILTON COUNTY	36303100500000 Other	0.0630%
Dellroy village	CARROLL COUNTY	36201000200000 Other	0.0003%

OneOhio Exhibit B

OneOhio Exhibit B

Delphos city	MULTIPLE COUNTIES	36200200400000 Other	0.0171%
Delta village	FULTON COUNTY	36202600200000 Other	0.0085%
Dennison village	TUSCARAWAS COUNTY	36207900400000 Other	0.0063%
Deshler village	HENRY COUNTY	36203500100000 Other	0.0009%
Dexter City village	NOBLE COUNTY	36206100400000 Other	0.0001%
Dillonvale village	JEFFERSON COUNTY	36204100600000 Other	0.0012%
DINSMORE TOWNSHIP	SHELBY COUNTY	36307500300000 Other	0.0004%
DODSON TOWNSHIP	HIGHLAND COUNTY	36303600400000 Other	0.0106%
Donnelsville village	CLARK COUNTY	36201200200000 Other	0.0003%
DORSET TOWNSHIP	ASHTABULA COUNTY	36300400700000 Other	0.0001%
Dover city	TUSCARAWAS COUNTY	36207900500000 Other	0.0417%
DOVER TOWNSHIP	ATHENS COUNTY	36300500700000 Other	0.0005%
DOVER TOWNSHIP	TUSCARAWAS COUNTY	36307900400000 Other	0.0001%
DOVER TOWNSHIP	UNION COUNTY	36308000400000 Other	0.0005%
Doylestown village	WAYNE COUNTY	36208500600000 Other	0.0021%
Dresden village	MUSKINGUM COUNTY	36206000200000 Other	0.0028%
Dublin city	MULTIPLE COUNTIES	36202500500000 Other	0.0950%
DUBLIN TOWNSHIP	MERCER COUNTY	36305400400000 Other	0.0004%
DUCHOUQUET TOWNSHIP	AUGLAIZE COUNTY	36300600200000 Other	0.0011%
DUNHAM TOWNSHIP	WASHINGTON COUNTY	36308400600000 Other	0.0004%
Dunkirk village	HARDIN COUNTY	36203300300000 Other	0.0005%
Dupont village	PUTNAM COUNTY	36206900500000 Other	0.0007%
EAGLE TOWNSHIP	BROWN COUNTY	36300800300000 Other	0.0091%
EAGLE TOWNSHIP	VINTON COUNTY	36308200300000 Other	0.0002%
East Canton village	STARK COUNTY	36207600600000 Other	0.0025%
East Cleveland city	CUYAHOGA COUNTY	36201801700000 Other	0.0558%
East Liverpool city	COLUMBIANA COUNTY	36201500200000 Other	0.0369%
East Palestine village	COLUMBIANA COUNTY	36201500300000 Other	0.0166%
East Sparta village	STARK COUNTY	36207600700000 Other	0.0004%
EAST UNION TOWNSHIP	WAYNE COUNTY	36308500700000 Other	0.0004%
Eastlake city	LAKE COUNTY	36204300100000 Other	0.0701%
Eaton city	PREBLE COUNTY	36206800300000 Other	0.0616%
EATON TOWNSHIP	LORAIN COUNTY	36304700800000 Other	0.0004%
EDEN TOWNSHIP	LICKING COUNTY	36304500400000 Other	0.0004%
EDEN TOWNSHIP	SENECA COUNTY	36307400500000 Other	0.0001%
EDEN TOWNSHIP	WYANDOT COUNTY	36308800400000 Other	0.0001%
Edgerton village	WILLIAMS COUNTY	36208600400000 Other	0.0042%
EDINBURG TOWNSHIP	PORTAGE COUNTY	36306700600000 Other	0.0012%
Edison village	MORROW COUNTY	36205900300000 Other	0.0002%
Edon village	WILLIAMS COUNTY	36208600500000 Other	0.0014%
Eldorado village	PREBLE COUNTY	36206800400000 Other	0.0003%
Elgin village	VAN WERT COUNTY	36208100200000 Other	0.0001%
Elida village	ALLEN COUNTY	36200200500000 Other	0.0011%
ELIZABETH TOWNSHIP	LAWRENCE COUNTY	36304400300000 Other	0.0010%
ELIZABETH TOWNSHIP	MIAMI COUNTY	36305500400000 Other	0.0000%
ELK TOWNSHIP	NOBLE COUNTY	36306100500000 Other	0.0000%
ELK TOWNSHIP	VINTON COUNTY	36308200400000 Other	0.0003%
ELKRUN TOWNSHIP	COLUMBIANA COUNTY	36301500300000 Other	0.0004%
ELLSWORTH TOWNSHIP	MAHONING COUNTY	36305000700000 Other	0.0002%
Elmore village	MULTIPLE COUNTIES	36206200200000 Other	0.0017%
Elmwood Place village	HAMILTON COUNTY	36203100900000 Other	0.0045%
Elyria city	LORAIN COUNTY	36204700400000 Other	0.2638%

OneOhio Exhibit B

OneOhio Exhibit B

ELYRIA TOWNSHIP	LORAIN COUNTY	36304700900000	Other	0.0008%
Empire village	JEFFERSON COUNTY	36204100700000	Other	0.0010%
Englewood city	MONTGOMERY COUNTY	36205700500000	Other	0.0628%
Enon village	CLARK COUNTY	36201200300000	Other	0.0038%
ERIE COUNTY	ERIE COUNTY	36102202200000	County	0.4532%
ERIE TOWNSHIP	OTTAWA COUNTY	36306200800000	Other	0.0006%
Euclid city	CUYAHOGA COUNTY	36201801800000	Other	0.0937%
Evendale village	HAMILTON COUNTY	36203101000000	Other	0.0340%
Fairborn city	GREENE COUNTY	36202900500000	Other	0.1544%
Fairfax village	HAMILTON COUNTY	36203101100000	Other	0.0079%
Fairfield city	MULTIPLE COUNTIES	36200900200000	Other	0.2894%
FAIRFIELD COUNTY	FAIRFIELD COUNTY	36102302300000	County	0.6245%
FAIRFIELD TOWNSHIP	BUTLER COUNTY	36300900100000	Other	0.0801%
FAIRFIELD TOWNSHIP	COLUMBIANA COUNTY	36301500400000	Other	0.0025%
FAIRFIELD TOWNSHIP	HURON COUNTY	36303900300000	Other	0.0007%
FAIRFIELD TOWNSHIP	TUSCARAWAS COUNTY	36307900500000	Other	0.0004%
FAIRFIELD TOWNSHIP	WASHINGTON COUNTY	36308400700000	Other	0.0001%
Fairlawn city	SUMMIT COUNTY	36207750200000	Other	0.0675%
Fairport Harbor village	LAKE COUNTY	36204300200000	Other	0.0091%
Fairview Park city	CUYAHOGA COUNTY	36201801900000	Other	0.0219%
Fairview village	BELMONT COUNTY	36203000400000	Other	0.0001%
FALLS TOWNSHIP	HOCKING COUNTY	36303700200000	Other	0.0003%
FALLS TOWNSHIP	MUSKINGUM COUNTY	36306000600000	Other	0.0022%
FARMER TOWNSHIP	DEFIANCE COUNTY	36302000400000	Other	0.0003%
Farmersville village	MONTGOMERY COUNTY	36205700600000	Other	0.0014%
FARMINGTON TOWNSHIP	TRUMBULL COUNTY	36307800700000	Other	0.0015%
FAYETTE COUNTY	FAYETTE COUNTY	36102402400000	County	0.2555%
FAYETTE TOWNSHIP	LAWRENCE COUNTY	36304400400000	Other	0.0013%
Fayette village	FULTON COUNTY	36202600300000	Other	0.0012%
Fayetteville village	BROWN COUNTY	36200800200000	Other	0.0029%
FEARING TOWNSHIP	WASHINGTON COUNTY	36308400800000	Other	0.0004%
Felicity village	CLERMONT COUNTY	36201300400000	Other	0.0031%
Findlay city	HANCOCK COUNTY	36203200400000	Other	0.1162%
FITCHVILLE TOWNSHIP	HURON COUNTY	36303900400000	Other	0.0003%
FLATROCK TOWNSHIP	HENRY COUNTY	36303500300000	Other	0.0002%
Fletcher village	MIAMI COUNTY	36205500400000	Other	0.0012%
FLORENCE TOWNSHIP	ERIE COUNTY	36302200200000	Other	0.0013%
FLORENCE TOWNSHIP	WILLIAMS COUNTY	36308600400000	Other	0.0003%
Florida village	HENRY COUNTY	36203500200000	Other	0.0016%
FLUSHING TOWNSHIP	BELMONT COUNTY	36300700200000	Other	0.0006%
Flushing village	BELMONT COUNTY	36200700700000	Other	0.0005%
Forest Park city	HAMILTON COUNTY	36203170100000	Other	0.0861%
Forest village	HARDIN COUNTY	36203300400000	Other	0.0023%
Fort Jennings village	PUTNAM COUNTY	36206900600000	Other	0.0004%
Fort Loramie village	SHELBY COUNTY	36207500300000	Other	0.0013%
Fort Recovery village	MERCER COUNTY	36205400500000	Other	0.0010%
Fostoria city	MULTIPLE COUNTIES	36207400400000	Other	0.0512%
FOWLER TOWNSHIP	TRUMBULL COUNTY	36307800800000	Other	0.0048%
Frankfort village	ROSS COUNTY	36207100500000	Other	0.0080%
Franklin city	WARREN COUNTY	36208300300000	Other	0.0535%
FRANKLIN COUNTY	FRANKLIN COUNTY	36102502500000	County	5.7883%
FRANKLIN TOWNSHIP	ADAMS COUNTY	36300100300000	Other	0.0010%

OneOhio Exhibit B

OneOhio Exhibit B

FRANKLIN TOWNSHIP	BROWN COUNTY	36300800400000	Other	0.0024%
FRANKLIN TOWNSHIP	CLERMONT COUNTY	36301300200000	Other	0.0034%
FRANKLIN TOWNSHIP	COLUMBIANA COUNTY	36301500500000	Other	0.0006%
FRANKLIN TOWNSHIP	COSHOCTON COUNTY	36301600600000	Other	0.0002%
FRANKLIN TOWNSHIP	DARKE COUNTY	36301900500000	Other	0.0005%
FRANKLIN TOWNSHIP	FRANKLIN COUNTY	36302500400000	Other	0.0441%
FRANKLIN TOWNSHIP	FULTON COUNTY	36302600500000	Other	0.0001%
FRANKLIN TOWNSHIP	JACKSON COUNTY	36304000300000	Other	0.0003%
FRANKLIN TOWNSHIP	MERCER COUNTY	36305400500000	Other	0.0012%
FRANKLIN TOWNSHIP	PORTAGE COUNTY	36306700700000	Other	0.0002%
FRANKLIN TOWNSHIP	RICHLAND COUNTY	36307000400000	Other	0.0009%
FRANKLIN TOWNSHIP	SHELBY COUNTY	36307500400000	Other	0.0012%
FRANKLIN TOWNSHIP	TUSCARAWAS COUNTY	36307900600000	Other	0.0031%
FRANKLIN TOWNSHIP	WARREN COUNTY	36308300300000	Other	0.0035%
Frazeyburg village	MUSKINGUM COUNTY	36206000300000	Other	0.0003%
Fredericksburg village	WAYNE COUNTY	36208500700000	Other	0.0001%
Fredericktown village	KNOX COUNTY	36204200400000	Other	0.0056%
FREEDOM TOWNSHIP	PORTAGE COUNTY	36306700800000	Other	0.0004%
FREEDOM TOWNSHIP	WOOD COUNTY	36308700300000	Other	0.0012%
FREEPORT TOWNSHIP	HARRISON COUNTY	36303400500000	Other	0.0003%
Freeport village	HARRISON COUNTY	36203400400000	Other	0.0001%
Fremont city	SANDUSKY COUNTY	36207200300000	Other	0.0725%
FULTON COUNTY	FULTON COUNTY	36102602600000	County	0.1830%
Fulton village	MORROW COUNTY	36205900400000	Other	0.0001%
Fultonham village	MUSKINGUM COUNTY	36206000900000	Other	0.0000%
Gahanna city	FRANKLIN COUNTY	36202500600000	Other	0.0724%
Galena village	DELAWARE COUNTY	36202100300000	Other	0.0001%
Galion city	MULTIPLE COUNTIES	36201700400000	Other	0.0440%
GALLIA COUNTY	GALLIA COUNTY	36102702700000	County	0.3272%
Gallipolis village	GALLIA COUNTY	36202700400000	Other	0.0422%
Gambier village	KNOX COUNTY	36204200500000	Other	0.0019%
Gann village	KNOX COUNTY	36204200100000	Other	0.0000%
Garfield Heights city	CUYAHOGA COUNTY	36201802000000	Other	0.0512%
Garrettsville village	PORTAGE COUNTY	36206700300000	Other	0.0041%
GASPER TOWNSHIP	PREBLE COUNTY	36306800200000	Other	0.0060%
Gates Mills village	CUYAHOGA COUNTY	36201802100000	Other	0.0066%
GEAUGA COUNTY	GEAUGA COUNTY	36102802800000	County	0.4035%
Geneva city	ASHTABULA COUNTY	36200400400000	Other	0.0307%
GENEVA TOWNSHIP	ASHTABULA COUNTY	36300400800000	Other	0.0015%
Geneva-on-the-Lake village	ASHTABULA COUNTY	36200400500000	Other	0.0052%
GENOA TOWNSHIP	DELAWARE COUNTY	36302100600000	Other	0.0491%
Genoa village	OTTAWA COUNTY	36206200300000	Other	0.0024%
Georgetown village	BROWN COUNTY	36200800300000	Other	0.0263%
GERMAN TOWNSHIP	AUGLAIZE COUNTY	36300600300000	Other	0.0003%
GERMAN TOWNSHIP	CLARK COUNTY	36301200200000	Other	0.0121%
GERMAN TOWNSHIP	FULTON COUNTY	36302600700000	Other	0.0013%
GERMAN TOWNSHIP	HARRISON COUNTY	36303400600000	Other	0.0003%
GERMAN TOWNSHIP	MONTGOMERY COUNTY	36305700300000	Other	0.0069%
Germantown city	MONTGOMERY COUNTY	36205700700000	Other	0.0166%
Gettysburg village	DARKE COUNTY	36201900400000	Other	0.0017%
GIBSON TOWNSHIP	MERCER COUNTY	36305400600000	Other	0.0001%
Gibsonburg village	SANDUSKY COUNTY	36207200400000	Other	0.0034%

OneOhio Exhibit B

OneOhio Exhibit B

Gilboa village	PUTNAM COUNTY	36206900700000	Other	0.0002%
GILEAD TOWNSHIP	MORROW COUNTY	36305900700000	Other	0.0003%
Girard city	TRUMBULL COUNTY	36207800200000	Other	0.0699%
Glandorf village	PUTNAM COUNTY	36206900800000	Other	0.0008%
Glendale village	HAMILTON COUNTY	36203101200000	Other	0.0090%
Glenford village	PERRY COUNTY	36206400300000	Other	0.0004%
Glenmont village	HOLMES COUNTY	36203800100000	Other	0.0001%
Glenwillow village	CUYAHOGA COUNTY	36201802200000	Other	0.0043%
Gloria Glens Park village	MEDINA COUNTY	36205200300000	Other	0.0002%
Glouster village	ATHENS COUNTY	36200500700000	Other	0.0026%
Gnadenhutten village	TUSCARAWAS COUNTY	36207900600000	Other	0.0021%
Golf Manor village	HAMILTON COUNTY	36203101300000	Other	0.0150%
GOOD HOPE TOWNSHIP	HOCKING COUNTY	36303700300000	Other	0.0001%
Gordon village	DARKE COUNTY	36201900500000	Other	0.0000%
GORHAM TOWNSHIP	FULTON COUNTY	36302600800000	Other	0.0004%
GOSHEN TOWNSHIP	AUGLAIZE COUNTY	36300600400000	Other	0.0000%
GOSHEN TOWNSHIP	BELMONT COUNTY	36300700300000	Other	0.0008%
GOSHEN TOWNSHIP	CHAMPAIGN COUNTY	36301100300000	Other	0.0009%
GOSHEN TOWNSHIP	CLERMONT COUNTY	36301300300000	Other	0.0551%
GOSHEN TOWNSHIP	HARDIN COUNTY	36303300500000	Other	0.0003%
GOSHEN TOWNSHIP	MAHONING COUNTY	36305000800000	Other	0.0098%
GOSHEN TOWNSHIP	TUSCARAWAS COUNTY	36307900700000	Other	0.0000%
GRAFTON TOWNSHIP	LORAIN COUNTY	36304701000000	Other	0.0023%
Grafton village	LORAIN COUNTY	36204700500000	Other	0.0067%
GRAND PRAIRIE TOWNSHIP	MARION COUNTY	36305100500000	Other	0.0007%
GRAND RAPIDS TOWNSHIP	WOOD COUNTY	36308700400000	Other	0.0003%
Grand Rapids village	WOOD COUNTY	36208700700000	Other	0.0005%
Grand River village	LAKE COUNTY	36204300300000	Other	0.0044%
GRAND TOWNSHIP	MARION COUNTY	36305100400000	Other	0.0000%
Grandview Heights city	FRANKLIN COUNTY	36202500700000	Other	0.0364%
GRANDVIEW TOWNSHIP	WASHINGTON COUNTY	36308400900000	Other	0.0006%
GRANGER TOWNSHIP	MEDINA COUNTY	36305200300000	Other	0.0028%
GRANVILLE TOWNSHIP	LICKING COUNTY	36304500800000	Other	0.0126%
GRANVILLE TOWNSHIP	MERCER COUNTY	36305400700000	Other	0.0016%
Granville village	LICKING COUNTY	36204500200000	Other	0.0104%
Gratiot village	LICKING COUNTY	36204500300000	Other	0.0002%
Gratis village	PREBLE COUNTY	36206800500000	Other	0.0064%
Graysville village	MONROE COUNTY	36205600400000	Other	0.0000%
GREEN CAMP TOWNSHIP	MARION COUNTY	36305100600000	Other	0.0012%
Green Camp village	MARION COUNTY	36205100200000	Other	0.0002%
Green city	SUMMIT COUNTY	36207740100000	Other	0.0848%
GREEN CREEK TOWNSHIP	SANDUSKY COUNTY	36307200200000	Other	0.0007%
Green Springs village	MULTIPLE COUNTIES	36207400500000	Other	0.0016%
GREEN TOWNSHIP	ADAMS COUNTY	36300100400000	Other	0.0000%
GREEN TOWNSHIP	BROWN COUNTY	36300800500000	Other	0.0035%
GREEN TOWNSHIP	CLARK COUNTY	36301200300000	Other	0.0007%
GREEN TOWNSHIP	CLINTON COUNTY	36301400400000	Other	0.0002%
GREEN TOWNSHIP	FAYETTE COUNTY	36302400200000	Other	0.0001%
GREEN TOWNSHIP	GALLIA COUNTY	36302700500000	Other	0.0009%
GREEN TOWNSHIP	HAMILTON COUNTY	36303100600000	Other	0.0954%
GREEN TOWNSHIP	HARRISON COUNTY	36303400700000	Other	0.0006%
GREEN TOWNSHIP	HOCKING COUNTY	36303700400000	Other	0.0033%

OneOhio Exhibit B

OneOhio Exhibit B

GREEN TOWNSHIP	MAHONING COUNTY	36305000900000 Other	0.0034%
GREEN TOWNSHIP	MONROE COUNTY	36305600600000 Other	0.0000%
GREEN TOWNSHIP	ROSS COUNTY	36307100600000 Other	0.0105%
GREEN TOWNSHIP	SCIOTO COUNTY	36307300400000 Other	0.0218%
GREEN TOWNSHIP	SHELBY COUNTY	36307500500000 Other	0.0001%
GREENE COUNTY	GREENE COUNTY	36102902900000 County	0.9064%
GREENE TOWNSHIP	TRUMBULL COUNTY	36307800900000 Other	0.0000%
GREENFIELD TOWNSHIP	FAIRFIELD COUNTY	36302300500000 Other	0.0085%
GREENFIELD TOWNSHIP	HURON COUNTY	36303900500000 Other	0.0011%
Greenfield village	MULTIPLE COUNTIES	36203600100000 Other	0.0149%
Greenhills village	HAMILTON COUNTY	36203101400000 Other	0.0082%
GREENSBURG TOWNSHIP	PUTNAM COUNTY	36306900200000 Other	0.0001%
Greenville city	DARKE COUNTY	36201900600000 Other	0.0551%
GREENVILLE TOWNSHIP	DARKE COUNTY	36301900600000 Other	0.0141%
Greenwich village	HURON COUNTY	36203900200000 Other	0.0018%
GROTON TOWNSHIP	ERIE COUNTY	36302200300000 Other	0.0006%
Grove City city	FRANKLIN COUNTY	36202500800000 Other	0.0733%
Groveport city	FRANKLIN COUNTY	36202500900000 Other	0.0126%
Grover Hill village	PAULDING COUNTY	36206300400000 Other	0.0002%
GUERNSEY COUNTY	GUERNSEY COUNTY	36103003000000 County	0.2910%
GUILFORD TOWNSHIP	MEDINA COUNTY	36305200400000 Other	0.0061%
GUSTAVUS TOWNSHIP	TRUMBULL COUNTY	36307801000000 Other	0.0001%
GUYAN TOWNSHIP	GALLIA COUNTY	36302700700000 Other	0.0004%
HAMBDEN TOWNSHIP	GEAUGA COUNTY	36302800700000 Other	0.0039%
Hamden village	VINTON COUNTY	36208200100000 Other	0.0009%
HAMER TOWNSHIP	HIGHLAND COUNTY	36303600600000 Other	0.0000%
Hamersville village	BROWN COUNTY	36200800400000 Other	0.0007%
Hamilton city	BUTLER COUNTY	36200900100000 Other	0.6764%
HAMILTON COUNTY	HAMILTON COUNTY	36103103100000 County	5.8562%
HAMILTON TOWNSHIP	FRANKLIN COUNTY	36302500500000 Other	0.0256%
HAMILTON TOWNSHIP	JACKSON COUNTY	36304000400000 Other	0.0005%
HAMILTON TOWNSHIP	LAWRENCE COUNTY	36304400500000 Other	0.0010%
HAMILTON TOWNSHIP	WARREN COUNTY	36308300400000 Other	0.0451%
Hamler village	HENRY COUNTY	36203500300000 Other	0.0004%
HANCOCK COUNTY	HANCOCK COUNTY	36103203200000 County	0.2856%
Hanging Rock village	LAWRENCE COUNTY	36204400400000 Other	0.0020%
HANOVER TOWNSHIP	BUTLER COUNTY	36300900200000 Other	0.0098%
HANOVER TOWNSHIP	COLUMBIANA COUNTY	36301500600000 Other	0.0013%
HANOVER TOWNSHIP	LICKING COUNTY	36304500900000 Other	0.0043%
Hanover village	LICKING COUNTY	36204500400000 Other	0.0008%
Hanoverton village	COLUMBIANA COUNTY	36201500400000 Other	0.0010%
Harbor View village	LUCAS COUNTY	36204800200000 Other	0.0002%
HARDIN COUNTY	HARDIN COUNTY	36103303300000 County	0.2236%
HARDING TOWNSHIP	LUCAS COUNTY	36304800200000 Other	0.0000%
HARDY TOWNSHIP	HOLMES COUNTY	36303800300000 Other	0.0014%
HARLAN TOWNSHIP	WARREN COUNTY	36308300500000 Other	0.0030%
HARLEM TOWNSHIP	DELAWARE COUNTY	36302100700000 Other	0.0049%
HARMONY TOWNSHIP	CLARK COUNTY	36301200400000 Other	0.0019%
HARMONY TOWNSHIP	MORROW COUNTY	36305900800000 Other	0.0001%
HARPERSFIELD TOWNSHIP	ASHTABULA COUNTY	36300400900000 Other	0.0005%
Harpster village	WYANDOT COUNTY	36208800200000 Other	0.0001%
HARRIS TOWNSHIP	OTTAWA COUNTY	36306200900000 Other	0.0004%

OneOhio Exhibit B

OneOhio Exhibit B

Harrisburg village	MULTIPLE COUNTIES	36202501100000 Other	0.0003%
Harrison city	HAMILTON COUNTY	36203101500000 Other	0.0561%
HARRISON COUNTY	HARRISON COUNTY	36103403400000 County	0.0771%
HARRISON TOWNSHIP	CHAMPAIGN COUNTY	36301100400000 Other	0.0001%
HARRISON TOWNSHIP	GALLIA COUNTY	36302700800000 Other	0.0003%
HARRISON TOWNSHIP	HAMILTON COUNTY	36303100700000 Other	0.0023%
HARRISON TOWNSHIP	HENRY COUNTY	36303500500000 Other	0.0000%
HARRISON TOWNSHIP	KNOX COUNTY	36304200700000 Other	0.0000%
HARRISON TOWNSHIP	LICKING COUNTY	36304501000000 Other	0.0003%
HARRISON TOWNSHIP	LOGAN COUNTY	36304600300000 Other	0.0000%
HARRISON TOWNSHIP	MONTGOMERY COUNTY	36305700400000 Other	0.0329%
HARRISON TOWNSHIP	MUSKINGUM COUNTY	36306000700000 Other	0.0004%
HARRISON TOWNSHIP	PAULDING COUNTY	36306300800000 Other	0.0001%
HARRISON TOWNSHIP	PERRY COUNTY	36306400400000 Other	0.0021%
HARRISON TOWNSHIP	PICKAWAY COUNTY	36306500400000 Other	0.0068%
HARRISON TOWNSHIP	PREBLE COUNTY	36306800400000 Other	0.0016%
HARRISON TOWNSHIP	SCIOTO COUNTY	36307300500000 Other	0.0072%
HARRISON TOWNSHIP	VAN WERT COUNTY	36308100100000 Other	0.0002%
HARRISON TOWNSHIP	VINTON COUNTY	36308200500000 Other	0.0005%
HARRISVILLE TOWNSHIP	MEDINA COUNTY	36305200500000 Other	0.0067%
Harrisville village	HARRISON COUNTY	36203400500000 Other	0.0001%
Harrod village	ALLEN COUNTY	36200200600000 Other	0.0001%
HARTFORD TOWNSHIP	LICKING COUNTY	36304501100000 Other	0.0007%
HARTFORD TOWNSHIP	TRUMBULL COUNTY	36307801100000 Other	0.0015%
Hartford village	LICKING COUNTY	36204500500000 Other	0.0003%
HARTLAND TOWNSHIP	HURON COUNTY	36303900700000 Other	0.0001%
HARTSGROVE TOWNSHIP	ASHTABULA COUNTY	36300401000000 Other	0.0006%
Hartville village	STARK COUNTY	36207600800000 Other	0.0099%
Harveysburg village	WARREN COUNTY	36208300400000 Other	0.0012%
Haskins village	WOOD COUNTY	36208700800000 Other	0.0009%
Haviland village	PAULDING COUNTY	36206300500000 Other	0.0001%
Hayesville village	ASHLAND COUNTY	36200300200000 Other	0.0001%
Heath city	LICKING COUNTY	36204500600000 Other	0.0430%
Hebron village	LICKING COUNTY	36204500700000 Other	0.0150%
Helena village	SANDUSKY COUNTY	36207200500000 Other	0.0001%
Hemlock village	PERRY COUNTY	36206400400000 Other	0.0004%
HENRIETTA TOWNSHIP	LORAIN COUNTY	36304701100000 Other	0.0005%
HENRY COUNTY	HENRY COUNTY	36103503500000 County	0.1090%
HICKSVILLE TOWNSHIP	DEFIANCE COUNTY	36302000500000 Other	0.0002%
Hicksville village	DEFIANCE COUNTY	36202000200000 Other	0.0077%
Higginsport village	BROWN COUNTY	36200800500000 Other	0.0016%
HIGHLAND COUNTY	HIGHLAND COUNTY	36103603600000 County	0.3883%
Highland Heights city	CUYAHOGA COUNTY	36201802300000 Other	0.0225%
Highland Hills village	CUYAHOGA COUNTY	36201820100000 Other	0.0016%
HIGHLAND TOWNSHIP	DEFIANCE COUNTY	36302000600000 Other	0.0027%
HIGHLAND TOWNSHIP	MUSKINGUM COUNTY	36306000800000 Other	0.0002%
Highland village	HIGHLAND COUNTY	36203600200000 Other	0.0001%
Hilliard city	FRANKLIN COUNTY	36202501200000 Other	0.0500%
Hills and Dales village	STARK COUNTY	36207600900000 Other	0.0006%
Hillsboro city	HIGHLAND COUNTY	36203600300000 Other	0.0707%
HINCKLEY TOWNSHIP	MEDINA COUNTY	36305200600000 Other	0.0165%
HIRAM TOWNSHIP	PORTAGE COUNTY	36306700900000 Other	0.0008%

OneOhio Exhibit B

OneOhio Exhibit B

Hiram village	PORTAGE COUNTY	36206700400000 Other	0.0033%
HOCKING COUNTY	HOCKING COUNTY	36103703700000 County	0.2560%
Holgate village	HENRY COUNTY	36203500400000 Other	0.0003%
Holiday City village	WILLIAMS COUNTY	36208630000000 Other	0.0001%
Holland village	LUCAS COUNTY	36204800300000 Other	0.0098%
Hollansburg village	DARKE COUNTY	36201900700000 Other	0.0004%
Holloway village	BELMONT COUNTY	36200700800000 Other	0.0003%
HOLMES COUNTY	HOLMES COUNTY	36103803800000 County	0.1337%
HOLMES TOWNSHIP	CRAWFORD COUNTY	36301700600000 Other	0.0003%
Holmesville village	HOLMES COUNTY	36203800200000 Other	0.0000%
HOMER TOWNSHIP	MEDINA COUNTY	36305200700000 Other	0.0011%
HOMER TOWNSHIP	MORGAN COUNTY	36305800500000 Other	0.0002%
Hopedale village	HARRISON COUNTY	36203400600000 Other	0.0003%
HOPEWELL TOWNSHIP	LICKING COUNTY	36304501200000 Other	0.0003%
HOPEWELL TOWNSHIP	MUSKINGUM COUNTY	36306000900000 Other	0.0007%
HOPEWELL TOWNSHIP	PERRY COUNTY	36306400500000 Other	0.0013%
HOPEWELL TOWNSHIP	SENECA COUNTY	36307400600000 Other	0.0001%
HOWARD TOWNSHIP	KNOX COUNTY	36304200900000 Other	0.0000%
HOWLAND TOWNSHIP	TRUMBULL COUNTY	36307801200000 Other	0.0503%
Hoytville village	WOOD COUNTY	36208700900000 Other	0.0002%
Hubbard city	TRUMBULL COUNTY	36207800300000 Other	0.0289%
HUBBARD TOWNSHIP	TRUMBULL COUNTY	36307801300000 Other	0.0153%
Huber Heights city	MULTIPLE COUNTIES	36205760100000 Other	0.1252%
Hudson city	SUMMIT COUNTY	36207700600000 Other	0.0660%
Hunting Valley village	MULTIPLE COUNTIES	36201802400000 Other	0.0077%
HUNTINGTON TOWNSHIP	BROWN COUNTY	36300800600000 Other	0.0072%
HUNTINGTON TOWNSHIP	ROSS COUNTY	36307100800000 Other	0.0066%
HUNTSBURG TOWNSHIP	GEAUGA COUNTY	36302800800000 Other	0.0007%
Huntsville village	LOGAN COUNTY	36204600400000 Other	0.0008%
Huron city	ERIE COUNTY	36202200400000 Other	0.0303%
HURON COUNTY	HURON COUNTY	36103903900000 County	0.3639%
HURON TOWNSHIP	ERIE COUNTY	36302200400000 Other	0.0008%
Independence city	CUYAHOGA COUNTY	36201802500000 Other	0.0312%
INDEPENDENCE TOWNSHIP	WASHINGTON COUNTY	36308401000000 Other	0.0001%
Irondale village	JEFFERSON COUNTY	36204100800000 Other	0.0002%
Ironton city	LAWRENCE COUNTY	36204400500000 Other	0.0889%
ISLAND CREEK TOWNSHIP	JEFFERSON COUNTY	36304100300000 Other	0.0027%
ISRAEL TOWNSHIP	PREBLE COUNTY	36306800500000 Other	0.0005%
Ithaca village	DARKE COUNTY	36201900800000 Other	0.0004%
Jackson Center village	SHELBY COUNTY	36207500400000 Other	0.0015%
Jackson city	JACKSON COUNTY	36204000200000 Other	0.0557%
JACKSON COUNTY	JACKSON COUNTY	36104004000000 County	0.4838%
JACKSON TOWNSHIP	ALLEN COUNTY	36300200500000 Other	0.0004%
JACKSON TOWNSHIP	ASHLAND COUNTY	36300300400000 Other	0.0000%
JACKSON TOWNSHIP	AUGLAIZE COUNTY	36300600500000 Other	0.0003%
JACKSON TOWNSHIP	BROWN COUNTY	36300800700000 Other	0.0005%
JACKSON TOWNSHIP	CLERMONT COUNTY	36301300400000 Other	0.0015%
JACKSON TOWNSHIP	COSHOCTON COUNTY	36301600700000 Other	0.0006%
JACKSON TOWNSHIP	CRAWFORD COUNTY	36301700700000 Other	0.0000%
JACKSON TOWNSHIP	FRANKLIN COUNTY	36302500600000 Other	0.0661%
JACKSON TOWNSHIP	GUERNSEY COUNTY	36303000400000 Other	0.0010%
JACKSON TOWNSHIP	HARDIN COUNTY	36303300700000 Other	0.0015%

OneOhio Exhibit B

OneOhio Exhibit B

JACKSON TOWNSHIP	HIGHLAND COUNTY	36303600700000	Other	0.0000%
JACKSON TOWNSHIP	JACKSON COUNTY	36304000500000	Other	0.0001%
JACKSON TOWNSHIP	MAHONING COUNTY	36305001000000	Other	0.0059%
JACKSON TOWNSHIP	MONROE COUNTY	36305600700000	Other	0.0001%
JACKSON TOWNSHIP	MONTGOMERY COUNTY	36305700500000	Other	0.0086%
JACKSON TOWNSHIP	MUSKINGUM COUNTY	36306001000000	Other	0.0011%
JACKSON TOWNSHIP	NOBLE COUNTY	36306100700000	Other	0.0001%
JACKSON TOWNSHIP	PAULDING COUNTY	36306300900000	Other	0.0002%
JACKSON TOWNSHIP	PICKAWAY COUNTY	36306500500000	Other	0.0002%
JACKSON TOWNSHIP	PIKE COUNTY	36306600400000	Other	0.0004%
JACKSON TOWNSHIP	RICHLAND COUNTY	36307000500000	Other	0.0005%
JACKSON TOWNSHIP	SANDUSKY COUNTY	36307200300000	Other	0.0004%
JACKSON TOWNSHIP	SENECA COUNTY	36307400700000	Other	0.0004%
JACKSON TOWNSHIP	SHELBY COUNTY	36307500600000	Other	0.0014%
JACKSON TOWNSHIP	STARK COUNTY	36307600300000	Other	0.1372%
JACKSON TOWNSHIP	UNION COUNTY	36308000500000	Other	0.0001%
JACKSON TOWNSHIP	VINTON COUNTY	36308200600000	Other	0.0001%
JACKSON TOWNSHIP	WOOD COUNTY	36308700600000	Other	0.0001%
JACKSON TOWNSHIP	WYANDOT COUNTY	36308800500000	Other	0.0001%
Jacksonburg village	BUTLER COUNTY	36200900300000	Other	0.0003%
Jacksonville village	ATHENS COUNTY	36200500800000	Other	0.0008%
Jamestown village	GREENE COUNTY	36202900600000	Other	0.0035%
JEFFERSON COUNTY	JEFFERSON COUNTY	36104104100000	County	0.6622%
JEFFERSON TOWNSHIP	ADAMS COUNTY	36300100500000	Other	0.0008%
JEFFERSON TOWNSHIP	BROWN COUNTY	36300800800000	Other	0.0007%
JEFFERSON TOWNSHIP	CLINTON COUNTY	36301400500000	Other	0.0015%
JEFFERSON TOWNSHIP	COSHOCTON COUNTY	36301600800000	Other	0.0001%
JEFFERSON TOWNSHIP	CRAWFORD COUNTY	36301700800000	Other	0.0005%
JEFFERSON TOWNSHIP	FAYETTE COUNTY	36302400400000	Other	0.0006%
JEFFERSON TOWNSHIP	FRANKLIN COUNTY	36302500700000	Other	0.0262%
JEFFERSON TOWNSHIP	GREENE COUNTY	36302900500000	Other	0.0001%
JEFFERSON TOWNSHIP	GUERNSEY COUNTY	36303000500000	Other	0.0001%
JEFFERSON TOWNSHIP	JACKSON COUNTY	36304000600000	Other	0.0001%
JEFFERSON TOWNSHIP	KNOX COUNTY	36304201100000	Other	0.0006%
JEFFERSON TOWNSHIP	LOGAN COUNTY	36304600400000	Other	0.0002%
JEFFERSON TOWNSHIP	MADISON COUNTY	36304900500000	Other	0.0263%
JEFFERSON TOWNSHIP	MONTGOMERY COUNTY	36305700600000	Other	0.0133%
JEFFERSON TOWNSHIP	MUSKINGUM COUNTY	36306001100000	Other	0.0005%
JEFFERSON TOWNSHIP	NOBLE COUNTY	36306100800000	Other	0.0000%
JEFFERSON TOWNSHIP	PREBLE COUNTY	36306800700000	Other	0.0008%
JEFFERSON TOWNSHIP	RICHLAND COUNTY	36307000600000	Other	0.0018%
JEFFERSON TOWNSHIP	ROSS COUNTY	36307100900000	Other	0.0009%
JEFFERSON TOWNSHIP	SCIOTO COUNTY	36307300600000	Other	0.0036%
JEFFERSON TOWNSHIP	TUSCARAWAS COUNTY	36307900800000	Other	0.0008%
JEFFERSON TOWNSHIP	WILLIAMS COUNTY	36308600500000	Other	0.0002%
Jefferson village	ASHTABULA COUNTY	36200400600000	Other	0.0040%
Jeffersonville village	FAYETTE COUNTY	36202400200000	Other	0.0000%
Jenera village	HANCOCK COUNTY	36203200500000	Other	0.0001%
JENNINGS TOWNSHIP	PUTNAM COUNTY	36306900400000	Other	0.0003%
JEROME TOWNSHIP	UNION COUNTY	36308000600000	Other	0.0044%
Jeromesville village	ASHLAND COUNTY	36200300300000	Other	0.0003%
Jerry City village	WOOD COUNTY	36208701000000	Other	0.0003%

OneOhio Exhibit B

OneOhio Exhibit B

JERSEY TOWNSHIP	LICKING COUNTY	36304501300000 Other	0.0018%
JERUSALEM TOWNSHIP	LUCAS COUNTY	36304800300000 Other	0.0022%
Jerusalem village	MONROE COUNTY	36205600500000 Other	0.0000%
Jewett village	HARRISON COUNTY	36203400700000 Other	0.0002%
JOHNSON TOWNSHIP	CHAMPAIGN COUNTY	36301100600000 Other	0.0002%
JOHNSTON TOWNSHIP	TRUMBULL COUNTY	36307801400000 Other	0.0002%
Johnstown village	LICKING COUNTY	36204500800000 Other	0.0092%
Junction City village	PERRY COUNTY	36206400500000 Other	0.0017%
Kalida village	PUTNAM COUNTY	36206900900000 Other	0.0023%
Kelleys Island village	ERIE COUNTY	36202200500000 Other	0.0029%
Kent city	PORTAGE COUNTY	36206700500000 Other	0.0513%
Kenton city	HARDIN COUNTY	36203300500000 Other	0.0307%
Kettering city	MULTIPLE COUNTIES	36205700800000 Other	0.3384%
Kettlersville village	SHELBY COUNTY	36207500500000 Other	0.0000%
KILLBUCK TOWNSHIP	HOLMES COUNTY	36303800400000 Other	0.0002%
Killbuck village	HOLMES COUNTY	36203800300000 Other	0.0011%
KINGSTON TOWNSHIP	DELAWARE COUNTY	36302100800000 Other	0.0000%
Kingston village	ROSS COUNTY	36207100600000 Other	0.0077%
KINGSVILLE TOWNSHIP	ASHTABULA COUNTY	36300401200000 Other	0.0011%
KINSMAN TOWNSHIP	TRUMBULL COUNTY	36307801500000 Other	0.0021%
Kipton village	LORAIN COUNTY	36204750100000 Other	0.0001%
Kirby village	WYANDOT COUNTY	36208800300000 Other	0.0000%
Kirkersville village	LICKING COUNTY	36204500900000 Other	0.0006%
KIRKWOOD TOWNSHIP	BELMONT COUNTY	36300700400000 Other	0.0000%
Kirtland city	LAKE COUNTY	36204380100000 Other	0.0224%
Kirtland Hills village	LAKE COUNTY	36204300400000 Other	0.0097%
KNOX COUNTY	KNOX COUNTY	36104204200000 County	0.3115%
KNOX TOWNSHIP	COLUMBIANA COUNTY	36301500700000 Other	0.0005%
KNOX TOWNSHIP	GUERNSEY COUNTY	36303000600000 Other	0.0002%
KNOX TOWNSHIP	JEFFERSON COUNTY	36304100400000 Other	0.0010%
KNOX TOWNSHIP	VINTON COUNTY	36308200700000 Other	0.0001%
LA GRANGE TOWNSHIP	LORAIN COUNTY	36304701300000 Other	0.0042%
La Rue village	MARION COUNTY	36205100300000 Other	0.0007%
LAFAYETTE TOWNSHIP	MEDINA COUNTY	36305200800000 Other	0.0074%
Lafayette village	ALLEN COUNTY	36200200700000 Other	0.0001%
LaGrange village	LORAIN COUNTY	36204700600000 Other	0.0054%
LAKE COUNTY	LAKE COUNTY	36104304300000 County	1.2794%
LAKE TOWNSHIP	STARK COUNTY	36307600400000 Other	0.0367%
LAKE TOWNSHIP	WOOD COUNTY	36308700700000 Other	0.0141%
Lakeline village	LAKE COUNTY	36204300500000 Other	0.0001%
Lakemore village	SUMMIT COUNTY	36207700700000 Other	0.0084%
Lakeview village	LOGAN COUNTY	36204600500000 Other	0.0008%
Lakewood city	CUYAHOGA COUNTY	36201802600000 Other	0.1008%
Lancaster city	FAIRFIELD COUNTY	36202300500000 Other	0.1565%
LATTY TOWNSHIP	PAULDING COUNTY	36306301000000 Other	0.0001%
Latty village	PAULDING COUNTY	36206300600000 Other	0.0000%
Laura village	MIAMI COUNTY	36205500500000 Other	0.0001%
LAUREL TOWNSHIP	HOCKING COUNTY	36303700500000 Other	0.0001%
Laurelville village	HOCKING COUNTY	36203700100000 Other	0.0007%
LAWRENCE COUNTY	LAWRENCE COUNTY	36104404400000 County	0.5322%
LAWRENCE TOWNSHIP	LAWRENCE COUNTY	36304400600000 Other	0.0093%
LAWRENCE TOWNSHIP	STARK COUNTY	36307600500000 Other	0.0141%

OneOhio Exhibit B

OneOhio Exhibit B

LAWRENCE TOWNSHIP	TUSCARAWAS COUNTY	36307900900000 Other	0.0052%
LAWRENCE TOWNSHIP	WASHINGTON COUNTY	36308401100000 Other	0.0000%
Lebanon city	WARREN COUNTY	36208300500000 Other	0.0874%
LEBANON TOWNSHIP	MEIGS COUNTY	36305300400000 Other	0.0005%
LEE TOWNSHIP	ATHENS COUNTY	36300500800000 Other	0.0006%
LEE TOWNSHIP	CARROLL COUNTY	36301000700000 Other	0.0001%
LEE TOWNSHIP	MONROE COUNTY	36305600800000 Other	0.0001%
LEESBURG TOWNSHIP	UNION COUNTY	36308000700000 Other	0.0002%
Leesburg village	HIGHLAND COUNTY	36203600400000 Other	0.0055%
Leesville village	CARROLL COUNTY	36201000300000 Other	0.0000%
Leetonia village	COLUMBIANA COUNTY	36201500500000 Other	0.0075%
Leipsic village	PUTNAM COUNTY	36206901000000 Other	0.0031%
LEMON TOWNSHIP	BUTLER COUNTY	36300900300000 Other	0.0042%
LENOX TOWNSHIP	ASHTABULA COUNTY	36300401300000 Other	0.0003%
LEROY TOWNSHIP	LAKE COUNTY	36304300300000 Other	0.0054%
LETART TOWNSHIP	MEIGS COUNTY	36305300500000 Other	0.0005%
LEWIS TOWNSHIP	BROWN COUNTY	36300800900000 Other	0.0040%
Lewisburg village	PREBLE COUNTY	36206800600000 Other	0.0132%
Lewisville village	MONROE COUNTY	36205600600000 Other	0.0002%
LEXINGTON TOWNSHIP	STARK COUNTY	36307600600000 Other	0.0014%
Lexington village	RICHLAND COUNTY	36207000300000 Other	0.0093%
Liberty Center village	HENRY COUNTY	36203500500000 Other	0.0003%
LIBERTY TOWNSHIP	ADAMS COUNTY	36300100600000 Other	0.0006%
LIBERTY TOWNSHIP	BUTLER COUNTY	36300900400000 Other	0.1149%
LIBERTY TOWNSHIP	CLINTON COUNTY	36301400600000 Other	0.0016%
LIBERTY TOWNSHIP	CRAWFORD COUNTY	36301700900000 Other	0.0001%
LIBERTY TOWNSHIP	DARKE COUNTY	36301900900000 Other	0.0011%
LIBERTY TOWNSHIP	DELAWARE COUNTY	36302100900000 Other	0.0647%
LIBERTY TOWNSHIP	GUERNSEY COUNTY	36303000700000 Other	0.0002%
LIBERTY TOWNSHIP	HANCOCK COUNTY	36303200900000 Other	0.0014%
LIBERTY TOWNSHIP	HARDIN COUNTY	36303300800000 Other	0.0011%
LIBERTY TOWNSHIP	HENRY COUNTY	36303500600000 Other	0.0007%
LIBERTY TOWNSHIP	HIGHLAND COUNTY	36303600800000 Other	0.0016%
LIBERTY TOWNSHIP	JACKSON COUNTY	36304000700000 Other	0.0019%
LIBERTY TOWNSHIP	KNOX COUNTY	36304201200000 Other	0.0004%
LIBERTY TOWNSHIP	LICKING COUNTY	36304501400000 Other	0.0001%
LIBERTY TOWNSHIP	LOGAN COUNTY	36304600600000 Other	0.0004%
LIBERTY TOWNSHIP	MERCER COUNTY	36305401000000 Other	0.0003%
LIBERTY TOWNSHIP	PUTNAM COUNTY	36306900500000 Other	0.0002%
LIBERTY TOWNSHIP	SENECA COUNTY	36307400800000 Other	0.0003%
LIBERTY TOWNSHIP	TRUMBULL COUNTY	36307801600000 Other	0.0689%
LIBERTY TOWNSHIP	UNION COUNTY	36308000800000 Other	0.0018%
LIBERTY TOWNSHIP	WOOD COUNTY	36308700800000 Other	0.0002%
LICK TOWNSHIP	JACKSON COUNTY	36304000800000 Other	0.0001%
LICKING COUNTY	LICKING COUNTY	36104504500000 County	0.7119%
LICKING TOWNSHIP	LICKING COUNTY	36304501500000 Other	0.0032%
LICKING TOWNSHIP	MUSKINGUM COUNTY	36306001200000 Other	0.0013%
Lima city	ALLEN COUNTY	36200200800000 Other	0.1727%
Limaville village	STARK COUNTY	36207601000000 Other	0.0004%
Lincoln Heights village	HAMILTON COUNTY	36203101700000 Other	0.0083%
LINCOLN TOWNSHIP	MORROW COUNTY	36305900900000 Other	0.0002%
Lindsey village	SANDUSKY COUNTY	36207200600000 Other	0.0007%

OneOhio Exhibit B

OneOhio Exhibit B

Linndale village	CUYAHOGA COUNTY	36201802700000 Other	0.0028%
Lisbon village	COLUMBIANA COUNTY	36201500600000 Other	0.0010%
LITCHFIELD TOWNSHIP	MEDINA COUNTY	36305200900000 Other	0.0020%
Lithopolis village	MULTIPLE COUNTIES	36202300600000 Other	0.0014%
LIVERPOOL TOWNSHIP	COLUMBIANA COUNTY	36301500800000 Other	0.0053%
LIVERPOOL TOWNSHIP	MEDINA COUNTY	36305201000000 Other	0.0054%
Lockbourne village	MULTIPLE COUNTIES	36202501300000 Other	0.0000%
Lockington village	SHELBY COUNTY	36207500600000 Other	0.0000%
Lockland village	HAMILTON COUNTY	36203101800000 Other	0.0146%
LODI TOWNSHIP	ATHENS COUNTY	36300500900000 Other	0.0004%
Lodi village	MEDINA COUNTY	36205200500000 Other	0.0069%
Logan city	HOCKING COUNTY	36203700200000 Other	0.0082%
LOGAN COUNTY	LOGAN COUNTY	36104604600000 County	0.2671%
LOGAN TOWNSHIP	AUGLAIZE COUNTY	36300600600000 Other	0.0002%
London city	MADISON COUNTY	36204900100000 Other	0.0432%
LONDONDERRY TOWNSHIP	GUERNSEY COUNTY	36303000800000 Other	0.0001%
Lorain city	LORAIN COUNTY	36204700700000 Other	0.2833%
LORAIN COUNTY	LORAIN COUNTY	36104704700000 County	1.3358%
Lordstown village	TRUMBULL COUNTY	36207890100000 Other	0.0208%
Lore City village	GUERNSEY COUNTY	36203000600000 Other	0.0002%
LOSTCREEK TOWNSHIP	MIAMI COUNTY	36305500500000 Other	0.0008%
LOUDON TOWNSHIP	CARROLL COUNTY	36301000800000 Other	0.0004%
LOUDON TOWNSHIP	SENECA COUNTY	36307400900000 Other	0.0001%
Loudonville village	MULTIPLE COUNTIES	36200300400000 Other	0.0064%
Louisville city	STARK COUNTY	36207601100000 Other	0.0170%
Loveland city	MULTIPLE COUNTIES	36203150100000 Other	0.0476%
Lowell village	WASHINGTON COUNTY	36208400300000 Other	0.0001%
Lowellville village	MAHONING COUNTY	36205000500000 Other	0.0040%
Lower Salem village	WASHINGTON COUNTY	36208400400000 Other	0.0000%
LUCAS COUNTY	LUCAS COUNTY	36104804800000 County	3.1972%
Lucas village	RICHLAND COUNTY	36207000400000 Other	0.0008%
Luckey village	WOOD COUNTY	36208701100000 Other	0.0006%
Ludlow Falls village	MIAMI COUNTY	36205500600000 Other	0.0003%
LUDLOW TOWNSHIP	WASHINGTON COUNTY	36308401300000 Other	0.0001%
LYKENS TOWNSHIP	CRAWFORD COUNTY	36301701000000 Other	0.0000%
Lynchburg village	MULTIPLE COUNTIES	36203600500000 Other	0.0029%
Lyndhurst city	CUYAHOGA COUNTY	36201802800000 Other	0.0339%
LYNN TOWNSHIP	HARDIN COUNTY	36303300900000 Other	0.0000%
Lyons village	FULTON COUNTY	36202600400000 Other	0.0001%
Macedonia city	SUMMIT COUNTY	36207770100000 Other	0.0527%
Macksburg village	WASHINGTON COUNTY	36208400500000 Other	0.0000%
MAD RIVER TOWNSHIP	CHAMPAIGN COUNTY	36301100700000 Other	0.0004%
MAD RIVER TOWNSHIP	CLARK COUNTY	36301200600000 Other	0.0133%
Madeira city	HAMILTON COUNTY	36203101900000 Other	0.0133%
MADISON COUNTY	MADISON COUNTY	36104904900000 County	0.2563%
MADISON TOWNSHIP	BUTLER COUNTY	36300900500000 Other	0.0065%
MADISON TOWNSHIP	CLARK COUNTY	36301200500000 Other	0.0028%
MADISON TOWNSHIP	COLUMBIANA COUNTY	36301500900000 Other	0.0002%
MADISON TOWNSHIP	FAYETTE COUNTY	36302400500000 Other	0.0004%
MADISON TOWNSHIP	FRANKLIN COUNTY	36302500800000 Other	0.0649%
MADISON TOWNSHIP	GUERNSEY COUNTY	36303000900000 Other	0.0001%
MADISON TOWNSHIP	HANCOCK COUNTY	36303201000000 Other	0.0002%

OneOhio Exhibit B

OneOhio Exhibit B

MADISON TOWNSHIP	HIGHLAND COUNTY	36303600900000	Other	0.0000%
MADISON TOWNSHIP	LAKE COUNTY	36304300400000	Other	0.0186%
MADISON TOWNSHIP	LICKING COUNTY	36304501800000	Other	0.0016%
MADISON TOWNSHIP	MUSKINGUM COUNTY	36306001300000	Other	0.0000%
MADISON TOWNSHIP	PICKAWAY COUNTY	36306500600000	Other	0.0006%
MADISON TOWNSHIP	RICHLAND COUNTY	36307000700000	Other	0.0162%
MADISON TOWNSHIP	SANDUSKY COUNTY	36307200400000	Other	0.0010%
MADISON TOWNSHIP	SCIOTO COUNTY	36307300700000	Other	0.0090%
MADISON TOWNSHIP	WILLIAMS COUNTY	36308600600000	Other	0.0002%
Madison village	LAKE COUNTY	36204300600000	Other	0.0070%
Magnetic Springs village	UNION COUNTY	36208000100000	Other	0.0003%
Magnolia village	MULTIPLE COUNTIES	36207601200000	Other	0.0039%
MAHONING COUNTY	MAHONING COUNTY	36105005000000	County	1.6000%
Maineville village	WARREN COUNTY	36208300600000	Other	0.0020%
MALAGA TOWNSHIP	MONROE COUNTY	36305600900000	Other	0.0001%
Malinta village	HENRY COUNTY	36203500700000	Other	0.0001%
Malta village	MORGAN COUNTY	36205800300000	Other	0.0001%
Malvern village	CARROLL COUNTY	36201000400000	Other	0.0006%
MANCHESTER TOWNSHIP	ADAMS COUNTY	36300100700000	Other	0.0014%
Manchester village	ADAMS COUNTY	36200100200000	Other	0.0026%
Mansfield city	RICHLAND COUNTY	36207000500000	Other	0.2140%
MANTUA TOWNSHIP	PORTAGE COUNTY	36306701000000	Other	0.0001%
Mantua village	PORTAGE COUNTY	36206700600000	Other	0.0016%
Maple Heights city	CUYAHOGA COUNTY	36201802900000	Other	0.0395%
Marble Cliff village	FRANKLIN COUNTY	36202501400000	Other	0.0005%
Marblehead village	OTTAWA COUNTY	36206200400000	Other	0.0019%
Marengo village	MORROW COUNTY	36205900500000	Other	0.0003%
MARGARETTA TOWNSHIP	ERIE COUNTY	36302200500000	Other	0.0078%
Mariemont village	HAMILTON COUNTY	36203102000000	Other	0.0154%
Marietta city	WASHINGTON COUNTY	36208400600000	Other	0.0853%
MARIETTA TOWNSHIP	WASHINGTON COUNTY	36308401400000	Other	0.0002%
Marion city	MARION COUNTY	36205100400000	Other	0.2497%
MARION COUNTY	MARION COUNTY	36105105100000	County	0.3374%
MARION TOWNSHIP	ALLEN COUNTY	36300200600000	Other	0.0002%
MARION TOWNSHIP	CLINTON COUNTY	36301400700000	Other	0.0021%
MARION TOWNSHIP	FAYETTE COUNTY	36302400600000	Other	0.0008%
MARION TOWNSHIP	HARDIN COUNTY	36303301100000	Other	0.0006%
MARION TOWNSHIP	HENRY COUNTY	36303500700000	Other	0.0001%
MARION TOWNSHIP	HOCKING COUNTY	36303700600000	Other	0.0002%
MARION TOWNSHIP	MARION COUNTY	36305100700000	Other	0.0526%
MARION TOWNSHIP	MERCER COUNTY	36305401100000	Other	0.0015%
MARION TOWNSHIP	PIKE COUNTY	36306600500000	Other	0.0002%
MARK TOWNSHIP	DEFIANCE COUNTY	36302000700000	Other	0.0001%
MARLBORO TOWNSHIP	DELAWARE COUNTY	36302101000000	Other	0.0002%
MARLBORO TOWNSHIP	STARK COUNTY	36307600700000	Other	0.0048%
MARSEILLES TOWNSHIP	WYANDOT COUNTY	36308800600000	Other	0.0000%
Marseilles village	WYANDOT COUNTY	36208800400000	Other	0.0000%
MARSHALL TOWNSHIP	HIGHLAND COUNTY	36303601000000	Other	0.0006%
Marshallville village	WAYNE COUNTY	36208500800000	Other	0.0005%
Martins Ferry city	BELMONT COUNTY	36200700900000	Other	0.0347%
Martinsburg village	KNOX COUNTY	36204200600000	Other	0.0000%
Martinsville village	CLINTON COUNTY	36201400300000	Other	0.0006%

OneOhio Exhibit B

OneOhio Exhibit B

MARY ANN TOWNSHIP	LICKING COUNTY	36304501900000	Other	0.0009%
Marysville city	UNION COUNTY	36208000200000	Other	0.0386%
Mason city	WARREN COUNTY	36208300700000	Other	0.1511%
MASON TOWNSHIP	LAWRENCE COUNTY	36304400700000	Other	0.0000%
MASSIE TOWNSHIP	WARREN COUNTY	36308300600000	Other	0.0001%
Massillon city	STARK COUNTY	36207601300000	Other	0.1195%
Matamoras village	WASHINGTON COUNTY	36208400700000	Other	0.0003%
Maumee city	LUCAS COUNTY	36204800400000	Other	0.0830%
Mayfield Heights city	CUYAHOGA COUNTY	36201803100000	Other	0.0460%
Mayfield village	CUYAHOGA COUNTY	36201803000000	Other	0.0222%
McArthur village	VINTON COUNTY	36208200200000	Other	0.0034%
McClure village	HENRY COUNTY	36203500600000	Other	0.0001%
McComb village	HANCOCK COUNTY	36203200600000	Other	0.0020%
McConnelsville village	MORGAN COUNTY	36205800200000	Other	0.0038%
MCDONALD TOWNSHIP	HARDIN COUNTY	36303301000000	Other	0.0004%
McDonald village	TRUMBULL COUNTY	36207800400000	Other	0.0086%
McGuffey village	HARDIN COUNTY	36203300600000	Other	0.0000%
MCKEAN TOWNSHIP	LICKING COUNTY	36304501700000	Other	0.0017%
MCLEAN TOWNSHIP	SHELBY COUNTY	36307500800000	Other	0.0000%
MEAD TOWNSHIP	BELMONT COUNTY	36300700500000	Other	0.0016%
MECCA TOWNSHIP	TRUMBULL COUNTY	36307801800000	Other	0.0016%
Mechanicsburg village	CHAMPAIGN COUNTY	36201100200000	Other	0.0060%
Medina city	MEDINA COUNTY	36205200600000	Other	0.0851%
MEDINA COUNTY	MEDINA COUNTY	36105205200000	County	0.7826%
MEDINA TOWNSHIP	MEDINA COUNTY	36305201100000	Other	0.0181%
MEIGS COUNTY	MEIGS COUNTY	36105305300000	County	0.1987%
MEIGS TOWNSHIP	ADAMS COUNTY	36300100800000	Other	0.0020%
MEIGSVILLE TOWNSHIP	MORGAN COUNTY	36305800900000	Other	0.0001%
Melrose village	PAULDING COUNTY	36206300700000	Other	0.0001%
Mendon village	MERCER COUNTY	36205400600000	Other	0.0001%
Mentor city	LAKE COUNTY	36204300700000	Other	0.2495%
Mentor-on-the-Lake city	LAKE COUNTY	36204300800000	Other	0.0196%
MERCER COUNTY	MERCER COUNTY	36105405400000	County	0.1655%
MESOPOTAMIA TOWNSHIP	TRUMBULL COUNTY	36307801900000	Other	0.0029%
Metamora village	FULTON COUNTY	36202600500000	Other	0.0002%
Meyers Lake village	STARK COUNTY	36207601400000	Other	0.0015%
MIAMI COUNTY	MIAMI COUNTY	36105505500000	County	0.5778%
MIAMI TOWNSHIP	CLERMONT COUNTY	36301300500000	Other	0.2188%
MIAMI TOWNSHIP	GREENE COUNTY	36302900600000	Other	0.0057%
MIAMI TOWNSHIP	HAMILTON COUNTY	36303100800000	Other	0.0222%
MIAMI TOWNSHIP	LOGAN COUNTY	36304600800000	Other	0.0002%
MIAMI TOWNSHIP	MONTGOMERY COUNTY	36305700900000	Other	0.1355%
Miamisburg city	MONTGOMERY COUNTY	36205700900000	Other	0.1660%
Middle Point village	VAN WERT COUNTY	36208100300000	Other	0.0010%
Middleburg Heights city	CUYAHOGA COUNTY	36201803200000	Other	0.0377%
MIDDLEBURY TOWNSHIP	KNOX COUNTY	36304201300000	Other	0.0003%
Middlefield village	GEAUGA COUNTY	36202800400000	Other	0.0111%
Middleport village	MEIGS COUNTY	36205300100000	Other	0.0067%
MIDDLETON TOWNSHIP	COLUMBIANA COUNTY	36301501000000	Other	0.0013%
MIDDLETON TOWNSHIP	WOOD COUNTY	36308700900000	Other	0.0032%
Middletown city	MULTIPLE COUNTIES	36200900400000	Other	0.5827%
Midland village	CLINTON COUNTY	36201400400000	Other	0.0000%

OneOhio Exhibit B

OneOhio Exhibit B

Midvale village	TUSCARAWAS COUNTY	36207900700000	Other	0.0005%
Midway village	MADISON COUNTY	36204900200000	Other	0.0007%
MIFFLIN TOWNSHIP	ASHLAND COUNTY	36300300600000	Other	0.0003%
MIFFLIN TOWNSHIP	FRANKLIN COUNTY	36302501000000	Other	0.0916%
MIFFLIN TOWNSHIP	PIKE COUNTY	36306600600000	Other	0.0001%
MIFFLIN TOWNSHIP	RICHLAND COUNTY	36307000800000	Other	0.0081%
MIFFLIN TOWNSHIP	WYANDOT COUNTY	36308800700000	Other	0.0001%
Mifflin village	ASHLAND COUNTY	36200300500000	Other	0.0002%
MILAN TOWNSHIP	ERIE COUNTY	36302200600000	Other	0.0020%
Milan village	MULTIPLE COUNTIES	36202200600000	Other	0.0041%
Milford Center village	UNION COUNTY	36208000300000	Other	0.0001%
Milford city	MULTIPLE COUNTIES	36201300600000	Other	0.0752%
MILFORD TOWNSHIP	BUTLER COUNTY	36300900600000	Other	0.0016%
MILFORD TOWNSHIP	DEFIANCE COUNTY	36302000800000	Other	0.0003%
MILL CREEK TOWNSHIP	COSHOCTON COUNTY	36301601200000	Other	0.0000%
MILL CREEK TOWNSHIP	WILLIAMS COUNTY	36308600700000	Other	0.0001%
MILL TOWNSHIP	TUSCARAWAS COUNTY	36307901000000	Other	0.0122%
Millbury village	WOOD COUNTY	36208701200000	Other	0.0010%
MILLCREEK TOWNSHIP	UNION COUNTY	36308000900000	Other	0.0000%
Milledgeville village	FAYETTE COUNTY	36202400300000	Other	0.0000%
Miller City village	PUTNAM COUNTY	36206901100000	Other	0.0000%
MILLER TOWNSHIP	KNOX COUNTY	36304201500000	Other	0.0009%
Millersburg village	HOLMES COUNTY	36203800400000	Other	0.0018%
Millersport village	FAIRFIELD COUNTY	36202300700000	Other	0.0059%
Millville village	BUTLER COUNTY	36200900500000	Other	0.0076%
MILLWOOD TOWNSHIP	GUERNSEY COUNTY	36303001000000	Other	0.0001%
Milton Center village	WOOD COUNTY	36208701300000	Other	0.0000%
MILTON TOWNSHIP	ASHLAND COUNTY	36300300700000	Other	0.0000%
MILTON TOWNSHIP	MAHONING COUNTY	36305001100000	Other	0.0049%
Miltonsburg village	MONROE COUNTY	36205600700000	Other	0.0000%
Mineral City village	TUSCARAWAS COUNTY	36207900800000	Other	0.0027%
Minerva Park village	FRANKLIN COUNTY	36202501500000	Other	0.0031%
Minerva village	MULTIPLE COUNTIES	36207601500000	Other	0.0118%
Mingo Junction village	JEFFERSON COUNTY	36204100900000	Other	0.0075%
Minster village	AUGLAIZE COUNTY	36200600300000	Other	0.0056%
MISSISSINAWA TOWNSHIP	DARKE COUNTY	36301901000000	Other	0.0003%
Mogadore village	MULTIPLE COUNTIES	36207700800000	Other	0.0108%
MONCLOVA TOWNSHIP	LUCAS COUNTY	36304800400000	Other	0.0108%
MONDAY CREEK TOWNSHIP	PERRY COUNTY	36306400800000	Other	0.0000%
Monroe city	MULTIPLE COUNTIES	36200900600000	Other	0.1198%
MONROE COUNTY	MONROE COUNTY	36105605600000	County	0.0768%
MONROE TOWNSHIP	ADAMS COUNTY	36300100900000	Other	0.0017%
MONROE TOWNSHIP	ALLEN COUNTY	36300200700000	Other	0.0003%
MONROE TOWNSHIP	CARROLL COUNTY	36301000900000	Other	0.0010%
MONROE TOWNSHIP	CLERMONT COUNTY	36301300600000	Other	0.0035%
MONROE TOWNSHIP	DARKE COUNTY	36301901100000	Other	0.0006%
MONROE TOWNSHIP	GUERNSEY COUNTY	36303001100000	Other	0.0002%
MONROE TOWNSHIP	HARRISON COUNTY	36303400800000	Other	0.0004%
MONROE TOWNSHIP	KNOX COUNTY	36304201600000	Other	0.0022%
MONROE TOWNSHIP	LICKING COUNTY	36304502000000	Other	0.0161%
MONROE TOWNSHIP	LOGAN COUNTY	36304600900000	Other	0.0002%
MONROE TOWNSHIP	MUSKINGUM COUNTY	36306001500000	Other	0.0001%

OneOhio Exhibit B

OneOhio Exhibit B

MONROE TOWNSHIP	PERRY COUNTY	36306400900000	Other	0.0001%
MONROE TOWNSHIP	PICKAWAY COUNTY	36306500700000	Other	0.0004%
MONROE TOWNSHIP	PREBLE COUNTY	36306800900000	Other	0.0020%
MONROE TOWNSHIP	PUTNAM COUNTY	36306900600000	Other	0.0008%
MONROE TOWNSHIP	RICHLAND COUNTY	36307000900000	Other	0.0012%
Monroeville village	HURON COUNTY	36203900300000	Other	0.0058%
MONTEREY TOWNSHIP	PUTNAM COUNTY	36306900700000	Other	0.0001%
Montezuma village	MERCER COUNTY	36205400700000	Other	0.0003%
Montgomery city	HAMILTON COUNTY	36203102100000	Other	0.0492%
MONTGOMERY COUNTY	MONTGOMERY COUNTY	36105705700000	County	5.1645%
MONTGOMERY TOWNSHIP	MARION COUNTY	36305100800000	Other	0.0007%
MONTGOMERY TOWNSHIP	WOOD COUNTY	36308701100000	Other	0.0011%
Montpelier village	WILLIAMS COUNTY	36208600600000	Other	0.0054%
MONTVILLE TOWNSHIP	GEAUGA COUNTY	36302801000000	Other	0.0006%
MONTVILLE TOWNSHIP	MEDINA COUNTY	36305201200000	Other	0.0203%
MOOREFIELD TOWNSHIP	CLARK COUNTY	36301200700000	Other	0.0091%
Moraine city	MONTGOMERY COUNTY	36205750100000	Other	0.0891%
Moreland Hills village	CUYAHOGA COUNTY	36201803300000	Other	0.0035%
MORGAN COUNTY	MORGAN COUNTY	36105805800000	County	0.0874%
MORGAN TOWNSHIP	ASHTABULA COUNTY	36300401500000	Other	0.0013%
MORGAN TOWNSHIP	BUTLER COUNTY	36300900700000	Other	0.0060%
MORGAN TOWNSHIP	GALLIA COUNTY	36302701000000	Other	0.0004%
MORGAN TOWNSHIP	KNOX COUNTY	36304201700000	Other	0.0013%
MORGAN TOWNSHIP	SCIOTO COUNTY	36307300800000	Other	0.0014%
Morral village	MARION COUNTY	36205100500000	Other	0.0009%
MORRIS TOWNSHIP	KNOX COUNTY	36304201800000	Other	0.0000%
Morristown village	BELMONT COUNTY	36200701000000	Other	0.0005%
MORROW COUNTY	MORROW COUNTY	36105905900000	County	0.2193%
Morrow village	WARREN COUNTY	36208300800000	Other	0.0015%
Moscow village	CLERMONT COUNTY	36201300700000	Other	0.0010%
MOULTON TOWNSHIP	AUGLAIZE COUNTY	36300600700000	Other	0.0002%
Mount Blanchard village	HANCOCK COUNTY	36203200700000	Other	0.0001%
Mount Cory village	HANCOCK COUNTY	36203200800000	Other	0.0001%
Mount Eaton village	WAYNE COUNTY	36208500900000	Other	0.0003%
Mount Gilead village	MORROW COUNTY	36205900600000	Other	0.0048%
Mount Healthy city	HAMILTON COUNTY	36203102200000	Other	0.0150%
Mount Orab village	BROWN COUNTY	36200800600000	Other	0.0858%
MOUNT PLEASANT TOWNSHIP	JEFFERSON COUNTY	36304100500000	Other	0.0010%
Mount Pleasant village	JEFFERSON COUNTY	36204101000000	Other	0.0002%
Mount Sterling village	MADISON COUNTY	36204900300000	Other	0.0092%
Mount Vernon city	KNOX COUNTY	36204200700000	Other	0.0916%
Mount Victory village	HARDIN COUNTY	36203300700000	Other	0.0004%
Mowrystown village	HIGHLAND COUNTY	36203600600000	Other	0.0100%
Munroe Falls city	SUMMIT COUNTY	36207700900000	Other	0.0145%
MUNSON TOWNSHIP	GEAUGA COUNTY	36302801100000	Other	0.0126%
Murray City village	HOCKING COUNTY	36203700300000	Other	0.0004%
MUSKINGUM COUNTY	MUSKINGUM COUNTY	36106006000000	County	0.5187%
MUSKINGUM TOWNSHIP	WASHINGTON COUNTY	36308401500000	Other	0.0035%
Mutual village	CHAMPAIGN COUNTY	36201100300000	Other	0.0001%
Napoleon city	HENRY COUNTY	36203500800000	Other	0.0200%
NAPOLEON TOWNSHIP	HENRY COUNTY	36303500900000	Other	0.0009%
Nashville village	HOLMES COUNTY	36203800500000	Other	0.0001%

OneOhio Exhibit B

OneOhio Exhibit B

Navarre village	STARK COUNTY	36207601600000 Other	0.0045%
Nellie village	COSHOCTON COUNTY	36201600300000 Other	0.0001%
Nelsonville city	ATHENS COUNTY	36200500900000 Other	0.0154%
Nevada village	WYANDOT COUNTY	36208800500000 Other	0.0001%
Neville village	CLERMONT COUNTY	36201300800000 Other	0.0000%
New Albany city	MULTIPLE COUNTIES	36202501600000 Other	0.0356%
New Alexandria village	JEFFERSON COUNTY	36204101100000 Other	0.0002%
New Athens village	HARRISON COUNTY	36203400800000 Other	0.0001%
New Bavaria village	HENRY COUNTY	36203500900000 Other	0.0002%
New Bloomington village	MARION COUNTY	36205100600000 Other	0.0006%
New Boston village	SCIOTO COUNTY	36207300100000 Other	0.0218%
New Bremen village	AUGLAIZE COUNTY	36200600400000 Other	0.0077%
New Carlisle city	CLARK COUNTY	36201200500000 Other	0.0121%
New Concord village	MUSKINGUM COUNTY	36206000400000 Other	0.0073%
New Franklin city	SUMMIT COUNTY	36207730000000 Other	0.0294%
NEW HAVEN TOWNSHIP	HURON COUNTY	36303900900000 Other	0.0016%
New Holland village	FAYETTE COUNTY	36206500500000 Other	0.0002%
NEW JASPER TOWNSHIP	GREENE COUNTY	36302900700000 Other	0.0016%
New Knoxville village	AUGLAIZE COUNTY	36200600500000 Other	0.0012%
New Lebanon village	MONTGOMERY COUNTY	36205701000000 Other	0.0058%
New Lexington village	PERRY COUNTY	36206400600000 Other	0.0130%
NEW LONDON TOWNSHIP	HURON COUNTY	36303901000000 Other	0.0003%
New London village	HURON COUNTY	36203900400000 Other	0.0030%
New Madison village	DARKE COUNTY	36201900900000 Other	0.0017%
NEW MARKET TOWNSHIP	HIGHLAND COUNTY	36303601100000 Other	0.0002%
New Miami village	BUTLER COUNTY	36200900700000 Other	0.0024%
New Middletown village	MAHONING COUNTY	36205000600000 Other	0.0008%
New Paris village	PREBLE COUNTY	36206800700000 Other	0.0016%
New Philadelphia city	TUSCARAWAS COUNTY	36207901000000 Other	0.0775%
New Richmond village	CLERMONT COUNTY	36201300900000 Other	0.0331%
New Riegel village	SENECA COUNTY	36207400600000 Other	0.0002%
NEW RUSSIA TOWNSHIP	LORAIN COUNTY	36304701800000 Other	0.0008%
New Straitsville village	PERRY COUNTY	36206400700000 Other	0.0021%
New Vienna village	CLINTON COUNTY	36201400500000 Other	0.0009%
New Washington village	CRAWFORD COUNTY	36201700500000 Other	0.0012%
New Waterford village	COLUMBIANA COUNTY	36201500700000 Other	0.0049%
New Weston village	DARKE COUNTY	36201901000000 Other	0.0001%
Newark city	LICKING COUNTY	36204501000000 Other	0.1778%
NEWARK TOWNSHIP	LICKING COUNTY	36304502100000 Other	0.0018%
NEWBERRY TOWNSHIP	MIAMI COUNTY	36305500700000 Other	0.0020%
Newburgh Heights village	CUYAHOGA COUNTY	36201803400000 Other	0.0043%
NEWBURY TOWNSHIP	GEAUGA COUNTY	36302801200000 Other	0.0028%
Newcomerstown village	TUSCARAWAS COUNTY	36207900900000 Other	0.0077%
Newton Falls village	TRUMBULL COUNTY	36207800500000 Other	0.0365%
NEWTON TOWNSHIP	LICKING COUNTY	36304502200000 Other	0.0011%
NEWTON TOWNSHIP	MUSKINGUM COUNTY	36306001700000 Other	0.0020%
NEWTON TOWNSHIP	PIKE COUNTY	36306600700000 Other	0.0002%
NEWTON TOWNSHIP	TRUMBULL COUNTY	36307802000000 Other	0.0027%
Newtonsville village	CLERMONT COUNTY	36201301000000 Other	0.0006%
Newtown village	HAMILTON COUNTY	36203102300000 Other	0.0057%
Ney village	DEFIANCE COUNTY	36202000300000 Other	0.0001%
NILE TOWNSHIP	SCIOTO COUNTY	36307300900000 Other	0.0052%

OneOhio Exhibit B

OneOhio Exhibit B

Niles city	TRUMBULL COUNTY	36207800600000 Other	0.1644%
NIMISHILLEN TOWNSHIP	STARK COUNTY	36307600800000 Other	0.0123%
NOBLE COUNTY	NOBLE COUNTY	36106106100000 County	0.0987%
NOBLE TOWNSHIP	AUGLAIZE COUNTY	36300600800000 Other	0.0000%
NOBLE TOWNSHIP	DEFIANCE COUNTY	36302000900000 Other	0.0003%
NOBLE TOWNSHIP	NOBLE COUNTY	36306101000000 Other	0.0008%
North Baltimore village	WOOD COUNTY	36208701400000 Other	0.0035%
North Bend village	HAMILTON COUNTY	36203102400000 Other	0.0026%
NORTH BLOOMFIELD TOWNSHIP	MORROW COUNTY	36305901000000 Other	0.0004%
North Canton city	STARK COUNTY	36207601700000 Other	0.0525%
North College Hill city	HAMILTON COUNTY	36203102500000 Other	0.0194%
North Fairfield village	HURON COUNTY	36203900500000 Other	0.0001%
North Hampton village	CLARK COUNTY	36201200600000 Other	0.0018%
North Kingsville village	ASHTABULA COUNTY	36200400800000 Other	0.0059%
North Lewisburg village	CHAMPAIGN COUNTY	36201100400000 Other	0.0041%
North Olmsted city	CUYAHOGA COUNTY	36201803500000 Other	0.0400%
North Perry village	LAKE COUNTY	36204300900000 Other	0.0021%
North Randall village	CUYAHOGA COUNTY	36201803600000 Other	0.0010%
North Ridgeville city	LORAIN COUNTY	36204750300000 Other	0.1100%
North Robinson village	CRAWFORD COUNTY	36201700600000 Other	0.0001%
North Royalton city	CUYAHOGA COUNTY	36201803700000 Other	0.0490%
North Star village	DARKE COUNTY	36201901100000 Other	0.0006%
NORTH TOWNSHIP	HARRISON COUNTY	36303401000000 Other	0.0006%
NORTHFIELD CENTER TOWNSHIP	SUMMIT COUNTY	36307701000000 Other	0.0055%
Northfield village	SUMMIT COUNTY	36207701000000 Other	0.0205%
NORTHWEST TOWNSHIP	WILLIAMS COUNTY	36308600800000 Other	0.0003%
Northwood city	WOOD COUNTY	36208770100000 Other	0.0154%
Norton city	MULTIPLE COUNTIES	36207750300000 Other	0.0374%
Norwalk city	HURON COUNTY	36203900600000 Other	0.0672%
NORWALK TOWNSHIP	HURON COUNTY	36303901100000 Other	0.0010%
NORWICH TOWNSHIP	FRANKLIN COUNTY	36302501100000 Other	0.0882%
NORWICH TOWNSHIP	HURON COUNTY	36303901200000 Other	0.0005%
Norwich village	MUSKINGUM COUNTY	36206000500000 Other	0.0001%
Norwood city	HAMILTON COUNTY	36203102600000 Other	0.1134%
NOTTINGHAM TOWNSHIP	HARRISON COUNTY	36303401100000 Other	0.0002%
Oak Harbor village	OTTAWA COUNTY	36206200500000 Other	0.0043%
Oak Hill village	JACKSON COUNTY	36204000300000 Other	0.0010%
Oakwood city	MONTGOMERY COUNTY	36205701100000 Other	0.0665%
Oakwood village	CUYAHOGA COUNTY	36201803800000 Other	0.0160%
Oakwood village	PAULDING COUNTY	36206300800000 Other	0.0006%
Oberlin city	LORAIN COUNTY	36204700800000 Other	0.0523%
Obetz village	FRANKLIN COUNTY	36202501800000 Other	0.0013%
Octa village	FAYETTE COUNTY	36202400400000 Other	0.0000%
Ohio City village	VAN WERT COUNTY	36208100400000 Other	0.0013%
OHIO TOWNSHIP	CLERMONT COUNTY	36301300700000 Other	0.0025%
OHIO TOWNSHIP	MONROE COUNTY	36305601000000 Other	0.0003%
Old Washington village	GUERNSEY COUNTY	36203001100000 Other	0.0017%
OLIVE TOWNSHIP	MEIGS COUNTY	36305300600000 Other	0.0005%
OLIVE TOWNSHIP	NOBLE COUNTY	36306101100000 Other	0.0002%
Olmsted Falls city	CUYAHOGA COUNTY	36201803900000 Other	0.0116%
OLMSTED TOWNSHIP	CUYAHOGA COUNTY	36301800300000 Other	0.0148%
Ontario city	RICHLAND COUNTY	36207050100000 Other	0.0193%

OneOhio Exhibit B

OneOhio Exhibit B

ORANGE TOWNSHIP	ASHLAND COUNTY	36300301000000	Other	0.0005%
ORANGE TOWNSHIP	CARROLL COUNTY	36301001000000	Other	0.0004%
ORANGE TOWNSHIP	DELAWARE COUNTY	36302101100000	Other	0.0532%
ORANGE TOWNSHIP	MEIGS COUNTY	36305300700000	Other	0.0003%
ORANGE TOWNSHIP	SHELBY COUNTY	36307500900000	Other	0.0012%
Orange village	CUYAHOGA COUNTY	36201804000000	Other	0.0100%
Orangeville village	TRUMBULL COUNTY	36207800700000	Other	0.0005%
Oregon city	LUCAS COUNTY	36204850100000	Other	0.0937%
Orrville city	WAYNE COUNTY	36208501000000	Other	0.0090%
ORWELL TOWNSHIP	ASHTABULA COUNTY	36300401700000	Other	0.0005%
Orwell village	ASHTABULA COUNTY	36200400900000	Other	0.0055%
Osgood village	DARKE COUNTY	36201901200000	Other	0.0001%
OSNABURG TOWNSHIP	STARK COUNTY	36307600900000	Other	0.0018%
Ostrander village	DELAWARE COUNTY	36202100400000	Other	0.0001%
OTTAWA COUNTY	OTTAWA COUNTY	36106206200000	County	0.2393%
Ottawa Hills village	LUCAS COUNTY	36204800500000	Other	0.0134%
Ottawa village	PUTNAM COUNTY	36206901200000	Other	0.0047%
Ottoville village	PUTNAM COUNTY	36206901300000	Other	0.0011%
Otway village	SCIOTO COUNTY	36207300200000	Other	0.0001%
Owensville village	CLERMONT COUNTY	36201301100000	Other	0.0009%
Oxford city	BUTLER COUNTY	36200900800000	Other	0.0795%
OXFORD TOWNSHIP	BUTLER COUNTY	36300900800000	Other	0.1102%
OXFORD TOWNSHIP	COSHOCTON COUNTY	36301601500000	Other	0.0002%
OXFORD TOWNSHIP	GUERNSEY COUNTY	36303001200000	Other	0.0001%
OXFORD TOWNSHIP	TUSCARAWAS COUNTY	36307901100000	Other	0.0001%
Painesville city	LAKE COUNTY	36204301000000	Other	0.0829%
PAINESVILLE TOWNSHIP	LAKE COUNTY	36304300600000	Other	0.0334%
PAINT TOWNSHIP	FAYETTE COUNTY	36302400700000	Other	0.0000%
PAINT TOWNSHIP	HIGHLAND COUNTY	36303601200000	Other	0.0003%
PAINT TOWNSHIP	HOLMES COUNTY	36303800800000	Other	0.0004%
PAINT TOWNSHIP	MADISON COUNTY	36304900800000	Other	0.0000%
PAINT TOWNSHIP	ROSS COUNTY	36307101100000	Other	0.0004%
PAINT TOWNSHIP	WAYNE COUNTY	36308501100000	Other	0.0002%
Palestine village	DARKE COUNTY	36201901300000	Other	0.0005%
PALMER TOWNSHIP	WASHINGTON COUNTY	36308401700000	Other	0.0001%
PALMYRA TOWNSHIP	PORTAGE COUNTY	36306701200000	Other	0.0008%
Pandora village	PUTNAM COUNTY	36206901400000	Other	0.0009%
PARIS TOWNSHIP	PORTAGE COUNTY	36306701300000	Other	0.0002%
PARIS TOWNSHIP	STARK COUNTY	36307601000000	Other	0.0010%
PARKMAN TOWNSHIP	GEAUGA COUNTY	36302801300000	Other	0.0009%
Parma city	CUYAHOGA COUNTY	36201804200000	Other	0.1543%
Parma Heights city	CUYAHOGA COUNTY	36201804300000	Other	0.0326%
Parral village	TUSCARAWAS COUNTY	36207901100000	Other	0.0000%
Pataskala city	LICKING COUNTY	36204501100000	Other	0.0174%
Patterson village	HARDIN COUNTY	36203300800000	Other	0.0001%
PAULDING COUNTY	PAULDING COUNTY	36106306300000	County	0.0840%
PAULDING TOWNSHIP	PAULDING COUNTY	36306301100000	Other	0.0002%
Paulding village	PAULDING COUNTY	36206300900000	Other	0.0017%
PAXTON TOWNSHIP	ROSS COUNTY	36307101200000	Other	0.0010%
Payne village	PAULDING COUNTY	36206301000000	Other	0.0006%
PEASE TOWNSHIP	BELMONT COUNTY	36300700600000	Other	0.0005%
PEBBLE TOWNSHIP	PIKE COUNTY	36306600800000	Other	0.0003%

OneOhio Exhibit B

OneOhio Exhibit B

PEE PEE TOWNSHIP	PIKE COUNTY	36306600900000	Other	0.0015%
Peebles village	ADAMS COUNTY	36200100300000	Other	0.0068%
Pemberville village	WOOD COUNTY	36208701500000	Other	0.0013%
Peninsula village	SUMMIT COUNTY	36207701100000	Other	0.0050%
PENN TOWNSHIP	MORGAN COUNTY	36305801100000	Other	0.0001%
Pepper Pike city	CUYAHOGA COUNTY	36201804400000	Other	0.0194%
PERKINS TOWNSHIP	ERIE COUNTY	36302200900000	Other	0.0512%
PERRY COUNTY	PERRY COUNTY	36106406400000	County	0.2380%
PERRY TOWNSHIP	ALLEN COUNTY	36300200800000	Other	0.0046%
PERRY TOWNSHIP	BROWN COUNTY	36300801000000	Other	0.0144%
PERRY TOWNSHIP	COLUMBIANA COUNTY	36301501100000	Other	0.0049%
PERRY TOWNSHIP	FAYETTE COUNTY	36302400800000	Other	0.0004%
PERRY TOWNSHIP	FRANKLIN COUNTY	36302501200000	Other	0.0092%
PERRY TOWNSHIP	LAKE COUNTY	36304300700000	Other	0.0026%
PERRY TOWNSHIP	LAWRENCE COUNTY	36304400800000	Other	0.0009%
PERRY TOWNSHIP	LICKING COUNTY	36304502300000	Other	0.0016%
PERRY TOWNSHIP	LOGAN COUNTY	36304601000000	Other	0.0027%
PERRY TOWNSHIP	MONROE COUNTY	36305601100000	Other	0.0001%
PERRY TOWNSHIP	MUSKINGUM COUNTY	36306001800000	Other	0.0028%
PERRY TOWNSHIP	PICKAWAY COUNTY	36306500900000	Other	0.0000%
PERRY TOWNSHIP	PIKE COUNTY	36306601000000	Other	0.0001%
PERRY TOWNSHIP	PUTNAM COUNTY	36306901000000	Other	0.0000%
PERRY TOWNSHIP	RICHLAND COUNTY	36307001000000	Other	0.0004%
PERRY TOWNSHIP	STARK COUNTY	36307601100000	Other	0.0537%
PERRY TOWNSHIP	WOOD COUNTY	36308701200000	Other	0.0001%
Perry village	LAKE COUNTY	36204301100000	Other	0.0054%
Perrysburg city	WOOD COUNTY	36208701600000	Other	0.0577%
PERRYSBURG TOWNSHIP	WOOD COUNTY	36308701300000	Other	0.0342%
Perrysville village	ASHLAND COUNTY	36200300600000	Other	0.0008%
PERU TOWNSHIP	HURON COUNTY	36303901300000	Other	0.0000%
PERU TOWNSHIP	MORROW COUNTY	36305901200000	Other	0.0001%
Phillipsburg village	MONTGOMERY COUNTY	36205701200000	Other	0.0042%
Philo village	MUSKINGUM COUNTY	36206000600000	Other	0.0011%
PICKAWAY COUNTY	PICKAWAY COUNTY	36106506500000	County	0.0934%
PICKAWAY TOWNSHIP	PICKAWAY COUNTY	36306501000000	Other	0.0005%
Pickerington city	MULTIPLE COUNTIES	36202300900000	Other	0.0350%
PIERCE TOWNSHIP	CLERMONT COUNTY	36301300800000	Other	0.0722%
PIERPONT TOWNSHIP	ASHTABULA COUNTY	36300401800000	Other	0.0012%
PIKE COUNTY	PIKE COUNTY	36106606600000	County	0.3072%
PIKE TOWNSHIP	BROWN COUNTY	36300801100000	Other	0.0024%
PIKE TOWNSHIP	CLARK COUNTY	36301200800000	Other	0.0027%
PIKE TOWNSHIP	PERRY COUNTY	36306401000000	Other	0.0022%
PIKE TOWNSHIP	STARK COUNTY	36307601200000	Other	0.0021%
Piketon village	PIKE COUNTY	36206600200000	Other	0.0024%
Pioneer village	WILLIAMS COUNTY	36208600700000	Other	0.0029%
Piqua city	MIAMI COUNTY	36205500700000	Other	0.0869%
Pitsburg village	DARKE COUNTY	36201901400000	Other	0.0006%
PITT TOWNSHIP	WYANDOT COUNTY	36308800800000	Other	0.0003%
Plain City village	MULTIPLE COUNTIES	36204900400000	Other	0.0103%
PLAIN TOWNSHIP	FRANKLIN COUNTY	36302501300000	Other	0.0388%
PLAIN TOWNSHIP	STARK COUNTY	36307601300000	Other	0.0464%
PLAIN TOWNSHIP	WAYNE COUNTY	36308501200000	Other	0.0003%

OneOhio Exhibit B

OneOhio Exhibit B

PLAIN TOWNSHIP	WOOD COUNTY	36308701400000 Other	0.0003%
Plainfield village	COSHOCTON COUNTY	36201600400000 Other	0.0000%
Pleasant City village	GUERNSEY COUNTY	36203000700000 Other	0.0009%
Pleasant Hill village	MIAMI COUNTY	36205500800000 Other	0.0003%
Pleasant Plain village	WARREN COUNTY	36208300900000 Other	0.0000%
PLEASANT TOWNSHIP	BROWN COUNTY	36300801200000 Other	0.0012%
PLEASANT TOWNSHIP	CLARK COUNTY	36301200900000 Other	0.0032%
PLEASANT TOWNSHIP	FAIRFIELD COUNTY	36302300900000 Other	0.0069%
PLEASANT TOWNSHIP	FRANKLIN COUNTY	36302501400000 Other	0.0138%
PLEASANT TOWNSHIP	HANCOCK COUNTY	36303201300000 Other	0.0003%
PLEASANT TOWNSHIP	HENRY COUNTY	36303501000000 Other	0.0002%
PLEASANT TOWNSHIP	KNOX COUNTY	36304202000000 Other	0.0046%
PLEASANT TOWNSHIP	MARION COUNTY	36305100900000 Other	0.0096%
PLEASANT TOWNSHIP	PERRY COUNTY	36306401100000 Other	0.0002%
PLEASANT TOWNSHIP	SENECA COUNTY	36307401000000 Other	0.0003%
PLEASANT TOWNSHIP	VAN WERT COUNTY	36308100600000 Other	0.0003%
Pleasantville village	FAIRFIELD COUNTY	36202300800000 Other	0.0001%
PLYMOUTH TOWNSHIP	ASHTABULA COUNTY	36300401900000 Other	0.0017%
Plymouth village	MULTIPLE COUNTIES	36207000600000 Other	0.0065%
POLAND TOWNSHIP	MAHONING COUNTY	36305001200000 Other	0.0148%
Poland village	MAHONING COUNTY	36205000700000 Other	0.0062%
POLK TOWNSHIP	CRAWFORD COUNTY	36301701100000 Other	0.0011%
Polk village	ASHLAND COUNTY	36200300700000 Other	0.0000%
Pomeroy village	MEIGS COUNTY	36205300200000 Other	0.0094%
Port Clinton city	OTTAWA COUNTY	36206200600000 Other	0.0145%
Port Jefferson village	SHELBY COUNTY	36207500700000 Other	0.0003%
Port Washington village	TUSCARAWAS COUNTY	36207901200000 Other	0.0003%
Port William village	CLINTON COUNTY	36201400600000 Other	0.0011%
PORTAGE COUNTY	PORTAGE COUNTY	36106706700000 County	0.9187%
PORTAGE TOWNSHIP	HANCOCK COUNTY	36303201400000 Other	0.0002%
PORTAGE TOWNSHIP	OTTAWA COUNTY	36306201000000 Other	0.0000%
PORTAGE TOWNSHIP	WOOD COUNTY	36308701500000 Other	0.0001%
Portage village	WOOD COUNTY	36208701700000 Other	0.0016%
PORTER TOWNSHIP	DELAWARE COUNTY	36302101300000 Other	0.0037%
PORTER TOWNSHIP	SCIOTO COUNTY	36307301000000 Other	0.0395%
Portsmouth city	SCIOTO COUNTY	36207300300000 Other	0.2234%
Potsdam village	MIAMI COUNTY	36205500900000 Other	0.0000%
Powell city	DELAWARE COUNTY	36202100500000 Other	0.0184%
Powhatan Point village	BELMONT COUNTY	36200701100000 Other	0.0017%
PRAIRIE TOWNSHIP	FRANKLIN COUNTY	36302501500000 Other	0.0345%
PRAIRIE TOWNSHIP	HOLMES COUNTY	36303800900000 Other	0.0004%
PREBLE COUNTY	PREBLE COUNTY	36106806800000 County	0.3067%
Proctorville village	LAWRENCE COUNTY	36204400600000 Other	0.0018%
Prospect village	MARION COUNTY	36205100700000 Other	0.0011%
PROVIDENCE TOWNSHIP	LUCAS COUNTY	36304800600000 Other	0.0026%
PULASKI TOWNSHIP	WILLIAMS COUNTY	36308600900000 Other	0.0003%
PULTNEY TOWNSHIP	BELMONT COUNTY	36300700700000 Other	0.0019%
PUSHETA TOWNSHIP	AUGLAIZE COUNTY	36300600900000 Other	0.0003%
PUT IN BAY TOWNSHIP	OTTAWA COUNTY	36306201100000 Other	0.0035%
Put-in-Bay village	OTTAWA COUNTY	36206200700000 Other	0.0040%
PUTNAM COUNTY	PUTNAM COUNTY	36106906900000 County	0.1373%
Quaker City village	GUERNSEY COUNTY	36203000800000 Other	0.0004%

OneOhio Exhibit B

OneOhio Exhibit B

Quincy village	LOGAN COUNTY	36204600600000	Other	0.0003%
RACCOON TOWNSHIP	GALLIA COUNTY	36302701300000	Other	0.0004%
Racine village	MEIGS COUNTY	36205300300000	Other	0.0011%
RADNOR TOWNSHIP	DELAWARE COUNTY	36302101400000	Other	0.0002%
RANDOLPH TOWNSHIP	PORTAGE COUNTY	36306701400000	Other	0.0014%
RANGE TOWNSHIP	MADISON COUNTY	36304901100000	Other	0.0007%
RARDEN TOWNSHIP	SCIOTO COUNTY	36307301100000	Other	0.0020%
Rarden village	SCIOTO COUNTY	36207300400000	Other	0.0005%
Ravenna city	PORTAGE COUNTY	36206700700000	Other	0.0219%
RAVENNA TOWNSHIP	PORTAGE COUNTY	36306701500000	Other	0.0060%
Rawson village	HANCOCK COUNTY	36203200900000	Other	0.0001%
Rayland village	JEFFERSON COUNTY	36204101200000	Other	0.0004%
Reading city	HAMILTON COUNTY	36203102700000	Other	0.0457%
READING TOWNSHIP	PERRY COUNTY	36306401200000	Other	0.0019%
RECOVERY TOWNSHIP	MERCER COUNTY	36305401200000	Other	0.0001%
REILY TOWNSHIP	BUTLER COUNTY	36300900900000	Other	0.0013%
Reminderville village	SUMMIT COUNTY	36207701200000	Other	0.0151%
Rendville village	PERRY COUNTY	36206400800000	Other	0.0002%
Republic village	SENECA COUNTY	36207400700000	Other	0.0011%
Reynoldsburg city	MULTIPLE COUNTIES	36202501900000	Other	0.0697%
RICE TOWNSHIP	SANDUSKY COUNTY	36307200500000	Other	0.0004%
RICHFIELD TOWNSHIP	HENRY COUNTY	36303501100000	Other	0.0023%
RICHFIELD TOWNSHIP	LUCAS COUNTY	36304800700000	Other	0.0047%
RICHFIELD TOWNSHIP	SUMMIT COUNTY	36307701200000	Other	0.0096%
Richfield village	SUMMIT COUNTY	36207780100000	Other	0.0400%
RICHLAND COUNTY	RICHLAND COUNTY	36107007000000	County	0.7455%
RICHLAND TOWNSHIP	ALLEN COUNTY	36300200900000	Other	0.0003%
RICHLAND TOWNSHIP	BELMONT COUNTY	36300700800000	Other	0.0027%
RICHLAND TOWNSHIP	CLINTON COUNTY	36301400800000	Other	0.0006%
RICHLAND TOWNSHIP	DARKE COUNTY	36301901400000	Other	0.0003%
RICHLAND TOWNSHIP	FAIRFIELD COUNTY	36302301000000	Other	0.0004%
RICHLAND TOWNSHIP	HOLMES COUNTY	36303801000000	Other	0.0001%
RICHLAND TOWNSHIP	WYANDOT COUNTY	36308800900000	Other	0.0001%
Richmond Heights city	CUYAHOGA COUNTY	36201804500000	Other	0.0219%
RICHMOND TOWNSHIP	ASHTABULA COUNTY	36300402000000	Other	0.0003%
RICHMOND TOWNSHIP	HURON COUNTY	36303901400000	Other	0.0015%
Richmond village	JEFFERSON COUNTY	36204101300000	Other	0.0008%
Richwood village	UNION COUNTY	36208000400000	Other	0.0014%
RIDGEFIELD TOWNSHIP	HURON COUNTY	36303901500000	Other	0.0003%
RIDGEVILLE TOWNSHIP	HENRY COUNTY	36303501200000	Other	0.0002%
Ridgeway village	MULTIPLE COUNTIES	36203300900000	Other	0.0004%
RILEY TOWNSHIP	PUTNAM COUNTY	36306901200000	Other	0.0007%
Rio Grande village	GALLIA COUNTY	36202700500000	Other	0.0014%
RIPLEY TOWNSHIP	HOLMES COUNTY	36303801100000	Other	0.0000%
RIPLEY TOWNSHIP	HURON COUNTY	36303901600000	Other	0.0000%
Ripley village	BROWN COUNTY	36200800700000	Other	0.0112%
Risingsun village	WOOD COUNTY	36208701800000	Other	0.0005%
Rittman city	MULTIPLE COUNTIES	36208501100000	Other	0.0060%
Riverlea village	FRANKLIN COUNTY	36202502000000	Other	0.0002%
Riverside city	MONTGOMERY COUNTY	36205701300000	Other	0.0818%
Roaming Shores village	ASHTABULA COUNTY	36200460100000	Other	0.0035%
ROCHESTER TOWNSHIP	LORAIN COUNTY	36304701700000	Other	0.0014%

OneOhio Exhibit B

OneOhio Exhibit B

Rochester village	LORAIN COUNTY	36204700900000	Other	0.0000%
Rock Creek village	ASHTABULA COUNTY	36200401000000	Other	0.0002%
Rockford village	MERCER COUNTY	36205400800000	Other	0.0018%
Rocky Ridge village	OTTAWA COUNTY	36206200800000	Other	0.0002%
Rocky River city	CUYAHOGA COUNTY	36201804600000	Other	0.0504%
Rogers village	COLUMBIANA COUNTY	36201500800000	Other	0.0005%
ROME TOWNSHIP	ASHTABULA COUNTY	36300402100000	Other	0.0014%
ROME TOWNSHIP	ATHENS COUNTY	36300501000000	Other	0.0003%
ROME TOWNSHIP	LAWRENCE COUNTY	36304400900000	Other	0.0011%
Rome village	ADAMS COUNTY	36200100400000	Other	0.0003%
ROOTSTOWN TOWNSHIP	PORTAGE COUNTY	36306701600000	Other	0.0027%
ROSE TOWNSHIP	CARROLL COUNTY	36301001200000	Other	0.0005%
Roseville village	MULTIPLE COUNTIES	36206000700000	Other	0.0017%
ROSS COUNTY	ROSS COUNTY	36107107100000	County	1.0110%
ROSS TOWNSHIP	BUTLER COUNTY	36300901000000	Other	0.0262%
ROSS TOWNSHIP	GREENE COUNTY	36302900800000	Other	0.0003%
ROSS TOWNSHIP	JEFFERSON COUNTY	36304100600000	Other	0.0005%
Rosburg village	DARKE COUNTY	36201901500000	Other	0.0001%
Rossford city	WOOD COUNTY	36208701900000	Other	0.0127%
Roswell village	TUSCARAWAS COUNTY	36207901300000	Other	0.0003%
ROUNDHEAD TOWNSHIP	HARDIN COUNTY	36303301300000	Other	0.0002%
ROYALTON TOWNSHIP	FULTON COUNTY	36302601000000	Other	0.0010%
RUMLEY TOWNSHIP	HARRISON COUNTY	36303401200000	Other	0.0006%
RUSH CREEK TOWNSHIP	FAIRFIELD COUNTY	36302301100000	Other	0.0027%
RUSH TOWNSHIP	SCIOTO COUNTY	36307301200000	Other	0.0047%
RUSH TOWNSHIP	TUSCARAWAS COUNTY	36307901300000	Other	0.0001%
RUSHCREEK TOWNSHIP	LOGAN COUNTY	36304601300000	Other	0.0004%
Rushsylvania village	LOGAN COUNTY	36204600700000	Other	0.0000%
Rushville village	FAIRFIELD COUNTY	36202301000000	Other	0.0000%
RUSSELL TOWNSHIP	GEAUGA COUNTY	36302801400000	Other	0.0186%
Russells Point village	LOGAN COUNTY	36204600800000	Other	0.0023%
Russellville village	BROWN COUNTY	36200800800000	Other	0.0058%
Russia village	SHELBY COUNTY	36207580100000	Other	0.0003%
Rutland village	MEIGS COUNTY	36205300400000	Other	0.0005%
Sabina village	CLINTON COUNTY	36201400700000	Other	0.0073%
SAGAMORE HILLS TOWNSHIP	SUMMIT COUNTY	36307701300000	Other	0.0226%
Salem city	MULTIPLE COUNTIES	36201500900000	Other	0.0383%
SALEM TOWNSHIP	AUGLAIZE COUNTY	36300601100000	Other	0.0001%
SALEM TOWNSHIP	CHAMPAIGN COUNTY	36301100900000	Other	0.0004%
SALEM TOWNSHIP	COLUMBIANA COUNTY	36301501300000	Other	0.0009%
SALEM TOWNSHIP	MUSKINGUM COUNTY	36306002000000	Other	0.0004%
SALEM TOWNSHIP	OTTAWA COUNTY	36306201200000	Other	0.0007%
SALEM TOWNSHIP	SHELBY COUNTY	36307501100000	Other	0.0011%
SALEM TOWNSHIP	TUSCARAWAS COUNTY	36307901400000	Other	0.0026%
SALEM TOWNSHIP	WARREN COUNTY	36308300700000	Other	0.0075%
SALEM TOWNSHIP	WASHINGTON COUNTY	36308401800000	Other	0.0005%
Salesville village	GUERNSEY COUNTY	36203000900000	Other	0.0001%
Salineville village	COLUMBIANA COUNTY	36201501000000	Other	0.0035%
SALISBURY TOWNSHIP	MEIGS COUNTY	36305301000000	Other	0.0004%
SALT CREEK TOWNSHIP	HOCKING COUNTY	36303700800000	Other	0.0002%
SALT CREEK TOWNSHIP	HOLMES COUNTY	36303801200000	Other	0.0000%
SALT CREEK TOWNSHIP	WAYNE COUNTY	36308501300000	Other	0.0001%

OneOhio Exhibit B

OneOhio Exhibit B

SALT LICK TOWNSHIP	PERRY COUNTY	36306401300000	Other	0.0000%
SALT ROCK TOWNSHIP	MARION COUNTY	36305101200000	Other	0.0007%
SALTCREEK TOWNSHIP	PICKAWAY COUNTY	36306501100000	Other	0.0004%
Sandusky city	ERIE COUNTY	36202200700000	Other	0.1261%
SANDUSKY COUNTY	SANDUSKY COUNTY	36107207200000	County	0.3073%
SANDUSKY TOWNSHIP	CRAWFORD COUNTY	36301701200000	Other	0.0000%
SANDUSKY TOWNSHIP	SANDUSKY COUNTY	36307200700000	Other	0.0015%
SANDY TOWNSHIP	STARK COUNTY	36307601400000	Other	0.0049%
SANDY TOWNSHIP	TUSCARAWAS COUNTY	36307901500000	Other	0.0007%
Sarahsville village	NOBLE COUNTY	36206100500000	Other	0.0001%
Sardinia village	MULTIPLE COUNTIES	36200801000000	Other	0.0044%
Savannah village	ASHLAND COUNTY	36200300800000	Other	0.0002%
SAYBROOK TOWNSHIP	ASHTABULA COUNTY	36300402200000	Other	0.0162%
Scio village	HARRISON COUNTY	36203400900000	Other	0.0002%
SCIOTO COUNTY	SCIOTO COUNTY	36107307300000	County	0.9402%
SCIOTO TOWNSHIP	DELAWARE COUNTY	36302101500000	Other	0.0020%
SCIOTO TOWNSHIP	PICKAWAY COUNTY	36306501200000	Other	0.0063%
SCIOTO TOWNSHIP	PIKE COUNTY	36306601100000	Other	0.0003%
SCIOTO TOWNSHIP	ROSS COUNTY	36307101300000	Other	0.0147%
SCIPIO TOWNSHIP	MEIGS COUNTY	36305301100000	Other	0.0005%
SCIPIO TOWNSHIP	SENECA COUNTY	36307401200000	Other	0.0006%
SCOTT TOWNSHIP	MARION COUNTY	36305101300000	Other	0.0001%
SCOTT TOWNSHIP	SANDUSKY COUNTY	36307200800000	Other	0.0009%
Scott village	MULTIPLE COUNTIES	36208100500000	Other	0.0006%
SEAL TOWNSHIP	PIKE COUNTY	36306601200000	Other	0.0013%
Seaman village	ADAMS COUNTY	36200100500000	Other	0.0025%
Sebring village	MAHONING COUNTY	36205000800000	Other	0.0079%
SENECA COUNTY	SENECA COUNTY	36107407400000	County	0.2801%
SENECA TOWNSHIP	MONROE COUNTY	36305601300000	Other	0.0000%
SENECA TOWNSHIP	NOBLE COUNTY	36306101200000	Other	0.0000%
Senecaville village	GUERNSEY COUNTY	36203001000000	Other	0.0008%
Seven Hills city	CUYAHOGA COUNTY	36201804700000	Other	0.0209%
Seven Mile village	BUTLER COUNTY	36200900900000	Other	0.0013%
Seville village	MEDINA COUNTY	36205200700000	Other	0.0055%
Shadyside village	BELMONT COUNTY	36200701300000	Other	0.0078%
Shaker Heights city	CUYAHOGA COUNTY	36201804800000	Other	0.1048%
SHALERSVILLE TOWNSHIP	PORTAGE COUNTY	36306701700000	Other	0.0001%
SHARON TOWNSHIP	FRANKLIN COUNTY	36302501600000	Other	0.0054%
SHARON TOWNSHIP	MEDINA COUNTY	36305201300000	Other	0.0058%
SHARON TOWNSHIP	RICHLAND COUNTY	36307001300000	Other	0.0001%
Sharonville city	MULTIPLE COUNTIES	36203102900000	Other	0.1284%
Shawnee Hills village	DELAWARE COUNTY	36202100600000	Other	0.0031%
SHAWNEE TOWNSHIP	ALLEN COUNTY	36300201000000	Other	0.0290%
Shawnee village	PERRY COUNTY	36206400900000	Other	0.0006%
Sheffield Lake city	LORAIN COUNTY	36204701100000	Other	0.0113%
SHEFFIELD TOWNSHIP	ASHTABULA COUNTY	36300402300000	Other	0.0013%
SHEFFIELD TOWNSHIP	LORAIN COUNTY	36304701900000	Other	0.0039%
Sheffield village	LORAIN COUNTY	36204701000000	Other	0.0383%
Shelby city	RICHLAND COUNTY	36207000700000	Other	0.0301%
SHELBY COUNTY	SHELBY COUNTY	36107507500000	County	0.2602%
Sherrodsville village	CARROLL COUNTY	36201000500000	Other	0.0011%
Sherwood village	DEFIANCE COUNTY	36202000400000	Other	0.0012%

OneOhio Exhibit B

OneOhio Exhibit B

Shiloh village	RICHLAND COUNTY	36207000800000 Other	0.0002%
Shreve village	WAYNE COUNTY	36208501200000 Other	0.0012%
Sidney city	SHELBY COUNTY	36207500800000 Other	0.0768%
Silver Lake village	SUMMIT COUNTY	36207701300000 Other	0.0087%
Silverton village	HAMILTON COUNTY	36203103000000 Other	0.0117%
Sinking Spring village	HIGHLAND COUNTY	36203600700000 Other	0.0019%
SMITH TOWNSHIP	BELMONT COUNTY	36300700900000 Other	0.0012%
SMITH TOWNSHIP	MAHONING COUNTY	36305001300000 Other	0.0056%
SMITHFIELD TOWNSHIP	JEFFERSON COUNTY	36304100900000 Other	0.0003%
Smithfield village	JEFFERSON COUNTY	36204101400000 Other	0.0022%
Smithville village	WAYNE COUNTY	36208501300000 Other	0.0012%
Solon city	CUYAHOGA COUNTY	36201804900000 Other	0.0576%
SOMERFORD TOWNSHIP	MADISON COUNTY	36304901200000 Other	0.0019%
SOMERS TOWNSHIP	PREBLE COUNTY	36306801000000 Other	0.0009%
Somerset village	PERRY COUNTY	36206401000000 Other	0.0013%
Somerville village	BUTLER COUNTY	36200901000000 Other	0.0002%
South Amherst village	LORAIN COUNTY	36204701200000 Other	0.0020%
SOUTH BLOOMFIELD TOWNSHIP	MORROW COUNTY	36305901300000 Other	0.0005%
South Bloomfield village	PICKAWAY COUNTY	36206500600000 Other	0.0013%
South Charleston village	CLARK COUNTY	36201200700000 Other	0.0027%
South Euclid city	CUYAHOGA COUNTY	36201805000000 Other	0.0416%
South Lebanon village	WARREN COUNTY	36208301000000 Other	0.0059%
South Point village	LAWRENCE COUNTY	36204400700000 Other	0.0061%
South Russell village	GEAUGA COUNTY	36202800500000 Other	0.0067%
South Salem village	ROSS COUNTY	36207100700000 Other	0.0006%
South Solon village	MADISON COUNTY	36204900500000 Other	0.0007%
South Vienna village	CLARK COUNTY	36201201000000 Other	0.0009%
South Webster village	SCIOTO COUNTY	36207300500000 Other	0.0025%
South Zanesville village	MUSKINGUM COUNTY	36206000800000 Other	0.0016%
SOUTHINGTON TOWNSHIP	TRUMBULL COUNTY	36307802100000 Other	0.0014%
Sparta village	MORROW COUNTY	36205900700000 Other	0.0001%
SPENCER TOWNSHIP	ALLEN COUNTY	36300201100000 Other	0.0002%
SPENCER TOWNSHIP	GUERNSEY COUNTY	36303001400000 Other	0.0002%
SPENCER TOWNSHIP	LUCAS COUNTY	36304800800000 Other	0.0025%
SPENCER TOWNSHIP	MEDINA COUNTY	36305201400000 Other	0.0001%
Spencer village	MEDINA COUNTY	36205200800000 Other	0.0016%
Spencerville village	ALLEN COUNTY	36200200900000 Other	0.0025%
SPRIGG TOWNSHIP	ADAMS COUNTY	36300101200000 Other	0.0001%
SPRING VALLEY TOWNSHIP	GREENE COUNTY	36302901000000 Other	0.0071%
Spring Valley village	GREENE COUNTY	36202900700000 Other	0.0001%
Springboro city	MULTIPLE COUNTIES	36208301100000 Other	0.0300%
Springdale city	HAMILTON COUNTY	36203150200000 Other	0.0692%
Springfield city	CLARK COUNTY	36201200800000 Other	0.4736%
SPRINGFIELD TOWNSHIP	CLARK COUNTY	36301201000000 Other	0.0105%
SPRINGFIELD TOWNSHIP	GALLIA COUNTY	36302701400000 Other	0.0010%
SPRINGFIELD TOWNSHIP	HAMILTON COUNTY	36303100900000 Other	0.1054%
SPRINGFIELD TOWNSHIP	JEFFERSON COUNTY	36304101000000 Other	0.0002%
SPRINGFIELD TOWNSHIP	LUCAS COUNTY	36304800900000 Other	0.0433%
SPRINGFIELD TOWNSHIP	MAHONING COUNTY	36305001400000 Other	0.0040%
SPRINGFIELD TOWNSHIP	RICHLAND COUNTY	36307001400000 Other	0.0177%
SPRINGFIELD TOWNSHIP	ROSS COUNTY	36307101400000 Other	0.0053%
SPRINGFIELD TOWNSHIP	SUMMIT COUNTY	36307701400000 Other	0.0470%

OneOhio Exhibit B

OneOhio Exhibit B

SPRINGFIELD TOWNSHIP	WILLIAMS COUNTY	36308601100000 Other	0.0005%
ST ALBANS TOWNSHIP	LICKING COUNTY	36304502400000 Other	0.0043%
ST CLAIR TOWNSHIP	BUTLER COUNTY	36300901100000 Other	0.0005%
ST CLAIR TOWNSHIP	COLUMBIANA COUNTY	36301501200000 Other	0.0168%
ST MARYS TOWNSHIP	AUGLAIZE COUNTY	36300601000000 Other	0.0002%
St. Bernard village	HAMILTON COUNTY	36203102800000 Other	0.0380%
St. Clairsville city	BELMONT COUNTY	36200701200000 Other	0.0188%
St. Henry village	MERCER COUNTY	36205400900000 Other	0.0014%
St. Louisville village	LICKING COUNTY	36204501200000 Other	0.0004%
St. Marys city	AUGLAIZE COUNTY	36200600600000 Other	0.0281%
St. Paris village	CHAMPAIGN COUNTY	36201100500000 Other	0.0038%
Stafford village	MONROE COUNTY	36205600800000 Other	0.0000%
STARK COUNTY	STARK COUNTY	36107607600000 County	1.5316%
STARR TOWNSHIP	HOCKING COUNTY	36303700900000 Other	0.0001%
STAUNTON TOWNSHIP	MIAMI COUNTY	36305501000000 Other	0.0004%
STERLING TOWNSHIP	BROWN COUNTY	36300801400000 Other	0.0043%
Steubenville city	JEFFERSON COUNTY	36204101500000 Other	0.1367%
STEUBENVILLE TOWNSHIP	JEFFERSON COUNTY	36304101100000 Other	0.0000%
STOCK TOWNSHIP	HARRISON COUNTY	36303401400000 Other	0.0003%
STOCK TOWNSHIP	NOBLE COUNTY	36306101400000 Other	0.0000%
Stockport village	MORGAN COUNTY	36205800400000 Other	0.0002%
STOKES TOWNSHIP	LOGAN COUNTY	36304601400000 Other	0.0048%
STOKES TOWNSHIP	MADISON COUNTY	36304901300000 Other	0.0008%
Stone Creek village	TUSCARAWAS COUNTY	36207901500000 Other	0.0001%
STONELICK TOWNSHIP	CLERMONT COUNTY	36301300900000 Other	0.0184%
Stoutsville village	FAIRFIELD COUNTY	36202380100000 Other	0.0001%
Stow city	SUMMIT COUNTY	36207750100000 Other	0.1476%
Strasburg village	TUSCARAWAS COUNTY	36207901600000 Other	0.0033%
Stratton village	JEFFERSON COUNTY	36204101600000 Other	0.0015%
Streetsboro city	PORTAGE COUNTY	36206780200000 Other	0.0206%
Strongsville city	CUYAHOGA COUNTY	36201805100000 Other	0.0739%
Struthers city	MAHONING COUNTY	36205000900000 Other	0.0253%
Stryker village	WILLIAMS COUNTY	36208600800000 Other	0.0017%
SUFFIELD TOWNSHIP	PORTAGE COUNTY	36306701900000 Other	0.0027%
Sugar Bush Knolls village	PORTAGE COUNTY	36206770100000 Other	0.0001%
SUGAR CREEK TOWNSHIP	ALLEN COUNTY	36300201200000 Other	0.0003%
SUGAR CREEK TOWNSHIP	PUTNAM COUNTY	36306901300000 Other	0.0002%
SUGAR CREEK TOWNSHIP	WAYNE COUNTY	36308501400000 Other	0.0004%
Sugar Grove village	FAIRFIELD COUNTY	36202301100000 Other	0.0002%
SUGARCREEK TOWNSHIP	GREENE COUNTY	36302901100000 Other	0.0470%
Sugarcreek village	TUSCARAWAS COUNTY	36207901700000 Other	0.0028%
SULLIVAN TOWNSHIP	ASHLAND COUNTY	36300301300000 Other	0.0017%
Summerfield village	NOBLE COUNTY	36206100600000 Other	0.0001%
SUMMIT TOWNSHIP	MONROE COUNTY	36305601400000 Other	0.0000%
Summitville village	COLUMBIANA COUNTY	36201501100000 Other	0.0005%
Sunbury village	DELAWARE COUNTY	36202100700000 Other	0.0082%
SUNFISH TOWNSHIP	PIKE COUNTY	36306601300000 Other	0.0001%
SWAN CREEK TOWNSHIP	FULTON COUNTY	36302601100000 Other	0.0048%
SWANTON TOWNSHIP	LUCAS COUNTY	36304801000000 Other	0.0015%
Swanton village	MULTIPLE COUNTIES	36202600600000 Other	0.0072%
SWITZERLAND TOWNSHIP	MONROE COUNTY	36305601600000 Other	0.0002%
SYCAMORE TOWNSHIP	HAMILTON COUNTY	36303101000000 Other	0.0584%

OneOhio Exhibit B

OneOhio Exhibit B

SYCAMORE TOWNSHIP	WYANDOT COUNTY	36308801200000	Other	0.0003%
Sycamore village	WYANDOT COUNTY	36208800600000	Other	0.0012%
Sylvania city	LUCAS COUNTY	36204800600000	Other	0.0527%
SYLVANIA TOWNSHIP	LUCAS COUNTY	36304801100000	Other	0.1248%
SYMMES TOWNSHIP	HAMILTON COUNTY	36303101100000	Other	0.0305%
SYMMES TOWNSHIP	LAWRENCE COUNTY	36304401000000	Other	0.0001%
Syracuse village	MEIGS COUNTY	36205300500000	Other	0.0005%
Tallmadge city	MULTIPLE COUNTIES	36207701400000	Other	0.0581%
Tarlton village	FAIRFIELD COUNTY	36206500700000	Other	0.0002%
TATE TOWNSHIP	CLERMONT COUNTY	36301301000000	Other	0.0267%
TAYLOR CREEK TOWNSHIP	HARDIN COUNTY	36303301400000	Other	0.0001%
Terrace Park village	HAMILTON COUNTY	36203103100000	Other	0.0057%
TEXAS TOWNSHIP	CRAWFORD COUNTY	36301701300000	Other	0.0003%
The Village of Indian Hill city	HAMILTON COUNTY	36203101600000	Other	0.0264%
THOMPSON TOWNSHIP	DELAWARE COUNTY	36302101600000	Other	0.0002%
THOMPSON TOWNSHIP	GEAUGA COUNTY	36302801500000	Other	0.0022%
THORN TOWNSHIP	PERRY COUNTY	36306401400000	Other	0.0007%
Thornville village	PERRY COUNTY	36206401100000	Other	0.0006%
Thurston village	FAIRFIELD COUNTY	36202301200000	Other	0.0014%
Tiffin city	SENECA COUNTY	36207400800000	Other	0.0704%
TIFFIN TOWNSHIP	DEFIANCE COUNTY	36302001100000	Other	0.0005%
Tiltonsville village	JEFFERSON COUNTY	36204101700000	Other	0.0017%
Timberlake village	LAKE COUNTY	36204301200000	Other	0.0023%
Tipp City city	MIAMI COUNTY	36205501000000	Other	0.0376%
Tiro village	CRAWFORD COUNTY	36201700700000	Other	0.0000%
Toledo city	LUCAS COUNTY	36204800700000	Other	1.0198%
Tontogany village	WOOD COUNTY	36208702000000	Other	0.0002%
Toronto city	JEFFERSON COUNTY	36204101800000	Other	0.0279%
TOWNSEND TOWNSHIP	HURON COUNTY	36303901800000	Other	0.0006%
TOWNSEND TOWNSHIP	SANDUSKY COUNTY	36307200900000	Other	0.0000%
Tremont City village	CLARK COUNTY	36201200900000	Other	0.0006%
Trenton city	BUTLER COUNTY	36200901100000	Other	0.0416%
TRENTON TOWNSHIP	DELAWARE COUNTY	36302101700000	Other	0.0001%
TRIMBLE TOWNSHIP	ATHENS COUNTY	36300501100000	Other	0.0023%
Trimble village	ATHENS COUNTY	36200501000000	Other	0.0004%
Trotwood city	MONTGOMERY COUNTY	36205701400000	Other	0.0812%
Troy city	MIAMI COUNTY	36205501100000	Other	0.0900%
TROY TOWNSHIP	ASHLAND COUNTY	36300301400000	Other	0.0002%
TROY TOWNSHIP	ATHENS COUNTY	36300501200000	Other	0.0009%
TROY TOWNSHIP	GEAUGA COUNTY	36302801600000	Other	0.0026%
TROY TOWNSHIP	RICHLAND COUNTY	36307001500000	Other	0.0035%
TROY TOWNSHIP	WOOD COUNTY	36308701700000	Other	0.0028%
TRUMBULL COUNTY	TRUMBULL COUNTY	36107807800000	County	2.0204%
TRUMBULL TOWNSHIP	ASHTABULA COUNTY	36300402400000	Other	0.0006%
TRURO TOWNSHIP	FRANKLIN COUNTY	36302501700000	Other	0.0493%
TULLY TOWNSHIP	VAN WERT COUNTY	36308100800000	Other	0.0008%
TURTLE CREEK TOWNSHIP	SHELBY COUNTY	36307501200000	Other	0.0003%
TURTLERCREEK TOWNSHIP	WARREN COUNTY	36308300800000	Other	0.0071%
TUSCARAWAS COUNTY	TUSCARAWAS COUNTY	36107907900000	County	0.3722%
TUSCARAWAS TOWNSHIP	STARK COUNTY	36307601600000	Other	0.0021%
Tuscarawas village	TUSCARAWAS COUNTY	36207901800000	Other	0.0004%
TWIN TOWNSHIP	DARKE COUNTY	36301901500000	Other	0.0004%

OneOhio Exhibit B

OneOhio Exhibit B

TWIN TOWNSHIP	ROSS COUNTY	36307101500000	Other	0.0053%
Twinsburg city	SUMMIT COUNTY	36207701500000	Other	0.0834%
TYMOCHTEE TOWNSHIP	WYANDOT COUNTY	36308801300000	Other	0.0003%
Uhrichsville city	TUSCARAWAS COUNTY	36207901900000	Other	0.0102%
Union city	MULTIPLE COUNTIES	36205701500000	Other	0.0199%
Union City village	DARKE COUNTY	36201901600000	Other	0.0076%
UNION COUNTY	UNION COUNTY	36108008000000	County	0.3002%
UNION TOWNSHIP	AUGLAIZE COUNTY	36300601200000	Other	0.0002%
UNION TOWNSHIP	CARROLL COUNTY	36301001300000	Other	0.0001%
UNION TOWNSHIP	CHAMPAIGN COUNTY	36301101000000	Other	0.0000%
UNION TOWNSHIP	CLERMONT COUNTY	36301301100000	Other	0.3185%
UNION TOWNSHIP	CLINTON COUNTY	36301400900000	Other	0.0086%
UNION TOWNSHIP	FAYETTE COUNTY	36302400900000	Other	0.0014%
UNION TOWNSHIP	HIGHLAND COUNTY	36303601500000	Other	0.0112%
UNION TOWNSHIP	LAWRENCE COUNTY	36304401100000	Other	0.0012%
UNION TOWNSHIP	LICKING COUNTY	36304502500000	Other	0.0077%
UNION TOWNSHIP	LOGAN COUNTY	36304601500000	Other	0.0001%
UNION TOWNSHIP	MERCER COUNTY	36305401300000	Other	0.0005%
UNION TOWNSHIP	MIAMI COUNTY	36305501100000	Other	0.0038%
UNION TOWNSHIP	MUSKINGUM COUNTY	36306002300000	Other	0.0003%
UNION TOWNSHIP	PIKE COUNTY	36306601400000	Other	0.0001%
UNION TOWNSHIP	ROSS COUNTY	36307101600000	Other	0.0119%
UNION TOWNSHIP	TUSCARAWAS COUNTY	36307901700000	Other	0.0002%
UNION TOWNSHIP	UNION COUNTY	36308001200000	Other	0.0003%
UNION TOWNSHIP	VAN WERT COUNTY	36308100900000	Other	0.0003%
UNION TOWNSHIP	WARREN COUNTY	36308300900000	Other	0.0080%
Unionville Center village	UNION COUNTY	36208000500000	Other	0.0001%
Uniopolis village	AUGLAIZE COUNTY	36200600700000	Other	0.0002%
UNITY TOWNSHIP	COLUMBIANA COUNTY	36301501400000	Other	0.0001%
University Heights city	CUYAHOGA COUNTY	36201805200000	Other	0.0307%
Upper Arlington city	FRANKLIN COUNTY	36202502100000	Other	0.1198%
Upper Sandusky city	WYANDOT COUNTY	36208800700000	Other	0.0109%
UPPER TOWNSHIP	LAWRENCE COUNTY	36304401200000	Other	0.0007%
Urbana city	CHAMPAIGN COUNTY	36201100600000	Other	0.0575%
Urbancrest village	FRANKLIN COUNTY	36202502200000	Other	0.0003%
Utica village	MULTIPLE COUNTIES	36204501300000	Other	0.0045%
Valley Hi village	LOGAN COUNTY	36204680100000	Other	0.0001%
VALLEY TOWNSHIP	GUERNSEY COUNTY	36303001500000	Other	0.0005%
VALLEY TOWNSHIP	SCIOTO COUNTY	36307301400000	Other	0.0018%
Valley View village	CUYAHOGA COUNTY	36201805300000	Other	0.0159%
Valleyview village	FRANKLIN COUNTY	36202502300000	Other	0.0016%
VAN BUREN TOWNSHIP	DARKE COUNTY	36301901600000	Other	0.0003%
VAN BUREN TOWNSHIP	PUTNAM COUNTY	36306901500000	Other	0.0002%
VAN BUREN TOWNSHIP	SHELBY COUNTY	36307501300000	Other	0.0004%
Van Buren village	HANCOCK COUNTY	36203201000000	Other	0.0001%
Van Wert city	VAN WERT COUNTY	36208100600000	Other	0.0529%
VAN WERT COUNTY	VAN WERT COUNTY	36108108100000	County	0.1123%
Vandalia city	MONTGOMERY COUNTY	36205701600000	Other	0.0967%
Vanlue village	HANCOCK COUNTY	36203201100000	Other	0.0001%
Venedocia village	VAN WERT COUNTY	36208100700000	Other	0.0000%
VENICE TOWNSHIP	SENECA COUNTY	36307401500000	Other	0.0000%
Vermilion city	MULTIPLE COUNTIES	36202200800000	Other	0.0432%

OneOhio Exhibit B

OneOhio Exhibit B

VERMILION TOWNSHIP	ERIE COUNTY	36302201000000 Other	0.0013%
VERMILLION TOWNSHIP	ASHLAND COUNTY	36300301500000 Other	0.0005%
VERNON TOWNSHIP	CRAWFORD COUNTY	36301701500000 Other	0.0000%
VERNON TOWNSHIP	SCIOTO COUNTY	36307301500000 Other	0.0039%
VERNON TOWNSHIP	TRUMBULL COUNTY	36307802200000 Other	0.0006%
Verona village	MULTIPLE COUNTIES	36206800800000 Other	0.0012%
Versailles village	DARKE COUNTY	36201901700000 Other	0.0100%
VIENNA TOWNSHIP	TRUMBULL COUNTY	36307802300000 Other	0.0042%
VINTON COUNTY	VINTON COUNTY	36108208200000 County	0.1090%
VINTON TOWNSHIP	VINTON COUNTY	36308201100000 Other	0.0001%
Vinton village	GALLIA COUNTY	36202700600000 Other	0.0005%
VIOLET TOWNSHIP	FAIRFIELD COUNTY	36302301200000 Other	0.0622%
VIRGINIA TOWNSHIP	COSHOCTON COUNTY	36301602000000 Other	0.0001%
WABASH TOWNSHIP	DARKE COUNTY	36301901700000 Other	0.0000%
Wadsworth city	MEDINA COUNTY	36205200900000 Other	0.0761%
Waite Hill village	LAKE COUNTY	36204301300000 Other	0.0053%
Wakeman village	HURON COUNTY	36203900700000 Other	0.0018%
Walbridge village	WOOD COUNTY	36208702100000 Other	0.0029%
WALDO TOWNSHIP	MARION COUNTY	36305101500000 Other	0.0001%
Waldo village	MARION COUNTY	36205100800000 Other	0.0004%
WALNUT TOWNSHIP	FAIRFIELD COUNTY	36302301300000 Other	0.0087%
WALNUT TOWNSHIP	GALLIA COUNTY	36302701500000 Other	0.0001%
Walton Hills village	CUYAHOGA COUNTY	36201805400000 Other	0.0100%
Wapakoneta city	AUGLAIZE COUNTY	36200600800000 Other	0.0275%
WARD TOWNSHIP	HOCKING COUNTY	36303701000000 Other	0.0001%
Warren city	TRUMBULL COUNTY	36207800800000 Other	0.3520%
WARREN COUNTY	WARREN COUNTY	36108308300000 County	1.0504%
WARREN TOWNSHIP	BELMONT COUNTY	36300701200000 Other	0.0001%
WARREN TOWNSHIP	JEFFERSON COUNTY	36304101200000 Other	0.0004%
WARREN TOWNSHIP	TRUMBULL COUNTY	36307802400000 Other	0.0002%
WARREN TOWNSHIP	TUSCARAWAS COUNTY	36307901800000 Other	0.0002%
WARREN TOWNSHIP	WASHINGTON COUNTY	36308401900000 Other	0.0009%
Warrensville Heights city	CUYAHOGA COUNTY	36201805500000 Other	0.0361%
Warsaw village	COSHOCTON COUNTY	36201600600000 Other	0.0004%
WARWICK TOWNSHIP	TUSCARAWAS COUNTY	36307901900000 Other	0.0008%
WASHINGTON COUNTY	WASHINGTON COUNTY	36108408400000 County	0.3326%
Washington Court House city	FAYETTE COUNTY	36202400500000 Other	0.0376%
WASHINGTON TOWNSHIP	AUGLAIZE COUNTY	36300601300000 Other	0.0024%
WASHINGTON TOWNSHIP	BELMONT COUNTY	36300701300000 Other	0.0001%
WASHINGTON TOWNSHIP	BROWN COUNTY	36300801600000 Other	0.0012%
WASHINGTON TOWNSHIP	CARROLL COUNTY	36301001400000 Other	0.0002%
WASHINGTON TOWNSHIP	CLERMONT COUNTY	36301301200000 Other	0.0306%
WASHINGTON TOWNSHIP	CLINTON COUNTY	36301401100000 Other	0.0029%
WASHINGTON TOWNSHIP	COLUMBIANA COUNTY	36301501500000 Other	0.0006%
WASHINGTON TOWNSHIP	COSHOCTON COUNTY	36301602100000 Other	0.0001%
WASHINGTON TOWNSHIP	DARKE COUNTY	36301901800000 Other	0.0003%
WASHINGTON TOWNSHIP	DEFIANCE COUNTY	36302001200000 Other	0.0004%
WASHINGTON TOWNSHIP	FRANKLIN COUNTY	36302501800000 Other	0.1225%
WASHINGTON TOWNSHIP	GUERNSEY COUNTY	36303001600000 Other	0.0001%
WASHINGTON TOWNSHIP	HANCOCK COUNTY	36303201700000 Other	0.0009%
WASHINGTON TOWNSHIP	HARRISON COUNTY	36303401500000 Other	0.0003%
WASHINGTON TOWNSHIP	HENRY COUNTY	36303501300000 Other	0.0003%

OneOhio Exhibit B

OneOhio Exhibit B

WASHINGTON TOWNSHIP	HIGHLAND COUNTY	36303601600000	Other	0.0004%
WASHINGTON TOWNSHIP	HOCKING COUNTY	36303701100000	Other	0.0002%
WASHINGTON TOWNSHIP	HOLMES COUNTY	36303801400000	Other	0.0000%
WASHINGTON TOWNSHIP	JACKSON COUNTY	36304001200000	Other	0.0003%
WASHINGTON TOWNSHIP	LAWRENCE COUNTY	36304401300000	Other	0.0001%
WASHINGTON TOWNSHIP	LICKING COUNTY	36304502600000	Other	0.0008%
WASHINGTON TOWNSHIP	LOGAN COUNTY	36304601600000	Other	0.0018%
WASHINGTON TOWNSHIP	LUCAS COUNTY	36304801200000	Other	0.0071%
WASHINGTON TOWNSHIP	MERCER COUNTY	36305401400000	Other	0.0001%
WASHINGTON TOWNSHIP	MIAMI COUNTY	36305501200000	Other	0.0010%
WASHINGTON TOWNSHIP	MONROE COUNTY	36305601700000	Other	0.0000%
WASHINGTON TOWNSHIP	MONTGOMERY COUNTY	36305701300000	Other	0.1316%
WASHINGTON TOWNSHIP	MORROW COUNTY	36305901500000	Other	0.0002%
WASHINGTON TOWNSHIP	MUSKINGUM COUNTY	36306002400000	Other	0.0015%
WASHINGTON TOWNSHIP	PAULDING COUNTY	36306301200000	Other	0.0000%
WASHINGTON TOWNSHIP	PICKAWAY COUNTY	36306501400000	Other	0.0004%
WASHINGTON TOWNSHIP	PREBLE COUNTY	36306801200000	Other	0.0007%
WASHINGTON TOWNSHIP	RICHLAND COUNTY	36307001600000	Other	0.0012%
WASHINGTON TOWNSHIP	SANDUSKY COUNTY	36307201000000	Other	0.0007%
WASHINGTON TOWNSHIP	SCIOTO COUNTY	36307301600000	Other	0.0113%
WASHINGTON TOWNSHIP	SHELBY COUNTY	36307501400000	Other	0.0001%
WASHINGTON TOWNSHIP	STARK COUNTY	36307601700000	Other	0.0007%
WASHINGTON TOWNSHIP	WOOD COUNTY	36308701800000	Other	0.0002%
Washingtonville village	MULTIPLE COUNTIES	36201501200000	Other	0.0014%
WATERFORD TOWNSHIP	WASHINGTON COUNTY	36308402000000	Other	0.0050%
WATERLOO TOWNSHIP	ATHENS COUNTY	36300501300000	Other	0.0007%
WATERTOWN TOWNSHIP	WASHINGTON COUNTY	36308402100000	Other	0.0002%
Waterville city	LUCAS COUNTY	36204800800000	Other	0.0125%
WATERVILLE TOWNSHIP	LUCAS COUNTY	36304801300000	Other	0.0016%
Wauseon city	FULTON COUNTY	36202600700000	Other	0.0277%
Waverly village	PIKE COUNTY	36206600300000	Other	0.0077%
WAYNE COUNTY	WAYNE COUNTY	36108508500000	County	0.2258%
Wayne Lakes village	DARKE COUNTY	36201960100000	Other	0.0075%
WAYNE TOWNSHIP	ADAMS COUNTY	36300101400000	Other	0.0013%
WAYNE TOWNSHIP	ASHTABULA COUNTY	36300402500000	Other	0.0005%
WAYNE TOWNSHIP	AUGLAIZE COUNTY	36300601400000	Other	0.0004%
WAYNE TOWNSHIP	BELMONT COUNTY	36300701400000	Other	0.0001%
WAYNE TOWNSHIP	BUTLER COUNTY	36300901300000	Other	0.0007%
WAYNE TOWNSHIP	CHAMPAIGN COUNTY	36301101200000	Other	0.0015%
WAYNE TOWNSHIP	CLERMONT COUNTY	36301301300000	Other	0.0021%
WAYNE TOWNSHIP	CLINTON COUNTY	36301401200000	Other	0.0002%
WAYNE TOWNSHIP	COLUMBIANA COUNTY	36301501600000	Other	0.0006%
WAYNE TOWNSHIP	DARKE COUNTY	36301901900000	Other	0.0000%
WAYNE TOWNSHIP	FAYETTE COUNTY	36302401000000	Other	0.0001%
WAYNE TOWNSHIP	JEFFERSON COUNTY	36304101300000	Other	0.0021%
WAYNE TOWNSHIP	MONROE COUNTY	36305601800000	Other	0.0000%
WAYNE TOWNSHIP	MUSKINGUM COUNTY	36306002500000	Other	0.0001%
WAYNE TOWNSHIP	NOBLE COUNTY	36306101500000	Other	0.0001%
WAYNE TOWNSHIP	PICKAWAY COUNTY	36306501500000	Other	0.0000%
WAYNE TOWNSHIP	TUSCARAWAS COUNTY	36307902100000	Other	0.0004%
WAYNE TOWNSHIP	WARREN COUNTY	36308301100000	Other	0.0038%
Wayne village	WOOD COUNTY	36208702200000	Other	0.0008%

OneOhio Exhibit B

OneOhio Exhibit B

Waynesburg village	STARK COUNTY	36207601800000	Other	0.0012%
Waynesfield village	AUGLAIZE COUNTY	36200600900000	Other	0.0008%
Waynesville village	WARREN COUNTY	36208301200000	Other	0.0046%
WEATHERSFIELD TOWNSHIP	TRUMBULL COUNTY	36307802500000	Other	0.0250%
WELLER TOWNSHIP	RICHLAND COUNTY	36307001700000	Other	0.0004%
Wellington village	LORAIN COUNTY	36204701400000	Other	0.0165%
WELLS TOWNSHIP	JEFFERSON COUNTY	36304101400000	Other	0.0101%
Wellston city	JACKSON COUNTY	36204000400000	Other	0.0406%
Wellsville village	COLUMBIANA COUNTY	36201501300000	Other	0.0126%
WESLEY TOWNSHIP	WASHINGTON COUNTY	36308402200000	Other	0.0001%
West Alexandria village	PREBLE COUNTY	36206800900000	Other	0.0100%
West Carrollton city	MONTGOMERY COUNTY	36205701700000	Other	0.0604%
WEST CHESTER TOWNSHIP	BUTLER COUNTY	36300901200000	Other	0.3737%
West Elkton village	PREBLE COUNTY	36206801000000	Other	0.0027%
West Farmington village	TRUMBULL COUNTY	36207800900000	Other	0.0002%
West Jefferson village	MADISON COUNTY	36204900600000	Other	0.0159%
West Lafayette village	COSHOCTON COUNTY	36201600700000	Other	0.0026%
West Leipsic village	PUTNAM COUNTY	36206901500000	Other	0.0002%
West Liberty village	LOGAN COUNTY	36204600900000	Other	0.0035%
West Manchester village	PREBLE COUNTY	36206801100000	Other	0.0025%
West Mansfield village	LOGAN COUNTY	36204601000000	Other	0.0001%
West Millgrove village	WOOD COUNTY	36208702300000	Other	0.0001%
West Milton village	MIAMI COUNTY	36205501200000	Other	0.0098%
West Rushville village	FAIRFIELD COUNTY	36202301300000	Other	0.0001%
West Salem village	WAYNE COUNTY	36208501400000	Other	0.0005%
WEST TOWNSHIP	COLUMBIANA COUNTY	36301501700000	Other	0.0006%
West Union village	ADAMS COUNTY	36200100600000	Other	0.0112%
West Unity village	WILLIAMS COUNTY	36208600900000	Other	0.0015%
Westerville city	MULTIPLE COUNTIES	36202502400000	Other	0.2123%
Westfield Center village	MEDINA COUNTY	36205200400000	Other	0.0015%
WESTFIELD TOWNSHIP	MEDINA COUNTY	36305201600000	Other	0.0022%
Westlake city	CUYAHOGA COUNTY	36201805600000	Other	0.0471%
WESTLAND TOWNSHIP	GUERNSEY COUNTY	36303001700000	Other	0.0000%
WESTON TOWNSHIP	WOOD COUNTY	36308702000000	Other	0.0001%
Weston village	WOOD COUNTY	36208702400000	Other	0.0009%
Wharton village	WYANDOT COUNTY	36208800800000	Other	0.0000%
WHEELING TOWNSHIP	BELMONT COUNTY	36300701500000	Other	0.0005%
WHEELING TOWNSHIP	GUERNSEY COUNTY	36303001800000	Other	0.0000%
WHETSTONE TOWNSHIP	CRAWFORD COUNTY	36301701600000	Other	0.0003%
WHITE EYES TOWNSHIP	COSHOCTON COUNTY	36301602200000	Other	0.0002%
Whitehall city	FRANKLIN COUNTY	36202502500000	Other	0.0708%
Whitehouse village	LUCAS COUNTY	36204800900000	Other	0.0191%
WHITEWATER TOWNSHIP	HAMILTON COUNTY	36303101200000	Other	0.0073%
Wickliffe city	LAKE COUNTY	36204301400000	Other	0.0543%
WILKESVILLE TOWNSHIP	VINTON COUNTY	36308201200000	Other	0.0005%
Wilkesville village	VINTON COUNTY	36208200300000	Other	0.0001%
Willard city	HURON COUNTY	36203900800000	Other	0.0339%
WILLIAMS COUNTY	WILLIAMS COUNTY	36108608600000	County	0.1507%
WILLIAMSBURG TOWNSHIP	CLERMONT COUNTY	36301301400000	Other	0.0138%
Williamsburg village	CLERMONT COUNTY	36201301200000	Other	0.0064%
WILLIAMSFIELD TOWNSHIP	ASHTABULA COUNTY	36300402600000	Other	0.0005%
Williamsport village	PICKAWAY COUNTY	36206500800000	Other	0.0004%

OneOhio Exhibit B

OneOhio Exhibit B

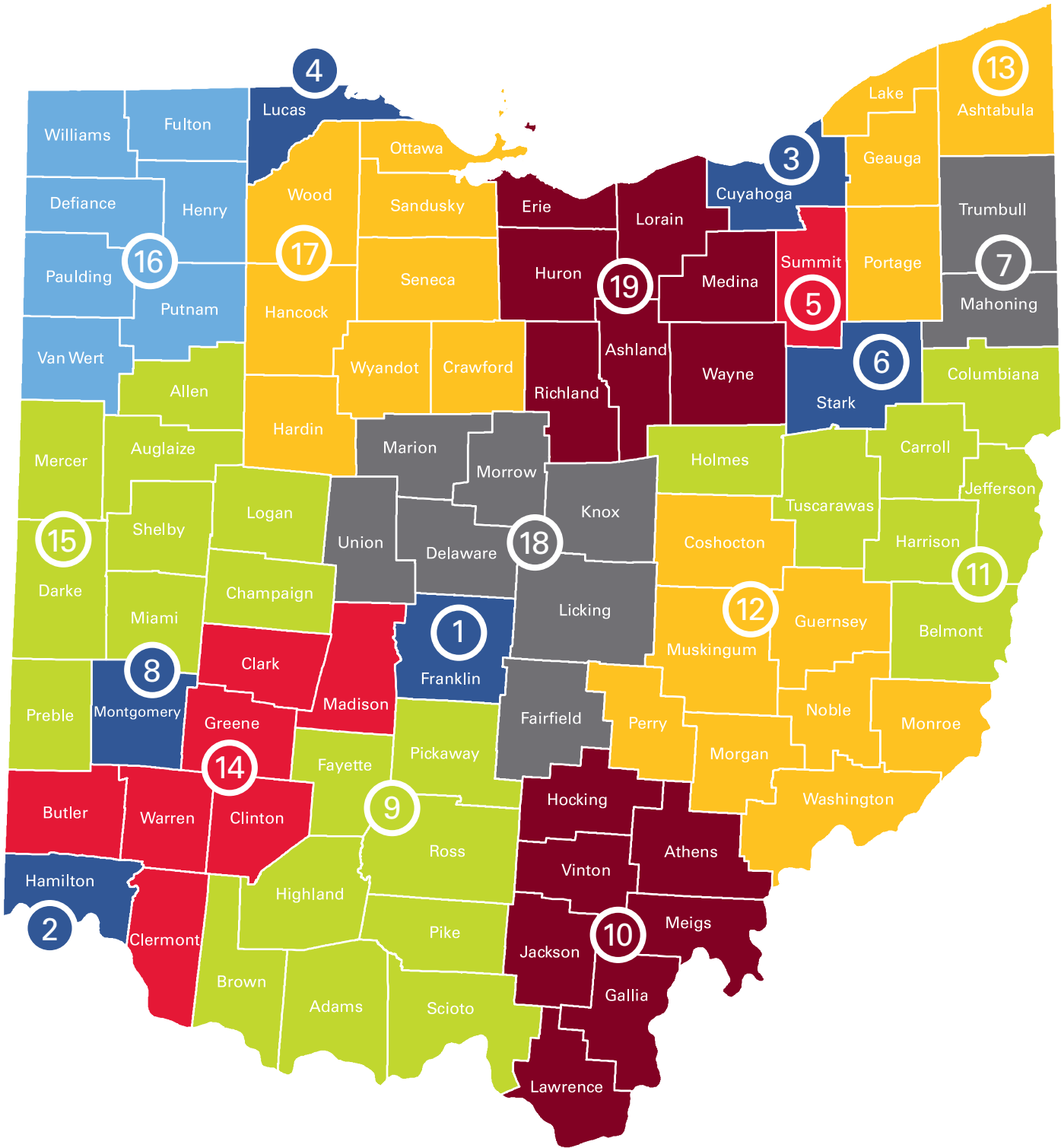
Willoughby city	LAKE COUNTY	36204301500000	Other	0.1356%
Willoughby Hills city	LAKE COUNTY	36204301600000	Other	0.0528%
Willowick city	LAKE COUNTY	36204301700000	Other	0.0540%
WILLS TOWNSHIP	GUERNSEY COUNTY	36303001900000	Other	0.0001%
Willshire village	VAN WERT COUNTY	36208100800000	Other	0.0007%
Wilmington city	CLINTON COUNTY	36201400800000	Other	0.1278%
Wilmot village	STARK COUNTY	36207601900000	Other	0.0024%
WILSON TOWNSHIP	CLINTON COUNTY	36301401300000	Other	0.0007%
Wilson village	BELMONT COUNTY	36205650100000	Other	0.0001%
Winchester village	ADAMS COUNTY	36200100700000	Other	0.0034%
WINDHAM TOWNSHIP	PORTAGE COUNTY	36306702000000	Other	0.0001%
Windham village	PORTAGE COUNTY	36206700800000	Other	0.0030%
WINDSOR TOWNSHIP	ASHTABULA COUNTY	36300402700000	Other	0.0006%
WINDSOR TOWNSHIP	LAWRENCE COUNTY	36304401400000	Other	0.0007%
WINDSOR TOWNSHIP	MORGAN COUNTY	36305801300000	Other	0.0005%
Wintersville village	JEFFERSON COUNTY	36204101900000	Other	0.0170%
WOOD COUNTY	WOOD COUNTY	36108708700000	County	0.6018%
Woodlawn village	HAMILTON COUNTY	36203103200000	Other	0.0241%
Woodmere village	CUYAHOGA COUNTY	36201805800000	Other	0.0007%
Woodsfield village	MONROE COUNTY	36205600900000	Other	0.0011%
Woodstock village	CHAMPAIGN COUNTY	36201100700000	Other	0.0002%
WOODVILLE TOWNSHIP	SANDUSKY COUNTY	36307201100000	Other	0.0020%
Woodville village	SANDUSKY COUNTY	36207200700000	Other	0.0034%
Wooster city	WAYNE COUNTY	36208501500000	Other	0.4046%
WOOSTER TOWNSHIP	WAYNE COUNTY	36308501600000	Other	0.0017%
Worthington city	FRANKLIN COUNTY	36202502600000	Other	0.0820%
WORTHINGTON TOWNSHIP	RICHLAND COUNTY	36307001800000	Other	0.0018%
Wren village	VAN WERT COUNTY	36208100900000	Other	0.0008%
WYANDOT COUNTY	WYANDOT COUNTY	36108808800000	County	0.0959%
Wyoming city	HAMILTON COUNTY	36203103300000	Other	0.0220%
Xenia city	GREENE COUNTY	36202900800000	Other	0.1268%
XENIA TOWNSHIP	GREENE COUNTY	36302901200000	Other	0.0076%
Yankee Lake village	TRUMBULL COUNTY	36207801000000	Other	0.0000%
YELLOW CREEK TOWNSHIP	COLUMBIANA COUNTY	36301501800000	Other	0.0011%
Yellow Springs village	GREENE COUNTY	36202900900000	Other	0.0142%
YORK TOWNSHIP	ATHENS COUNTY	36300501400000	Other	0.0006%
YORK TOWNSHIP	FULTON COUNTY	36302601200000	Other	0.0062%
YORK TOWNSHIP	MEDINA COUNTY	36305201700000	Other	0.0023%
YORK TOWNSHIP	SANDUSKY COUNTY	36307201200000	Other	0.0006%
YORK TOWNSHIP	TUSCARAWAS COUNTY	36307902200000	Other	0.0008%
YORK TOWNSHIP	VAN WERT COUNTY	36308101200000	Other	0.0001%
Yorkshire village	DARKE COUNTY	36201901800000	Other	0.0008%
Yorkville village	MULTIPLE COUNTIES	36204102000000	Other	0.0012%
Youngstown city	MULTIPLE COUNTIES	36205001000000	Other	0.5752%
Zaleski village	VINTON COUNTY	36208200400000	Other	0.0001%
ZANE TOWNSHIP	LOGAN COUNTY	36304601700000	Other	0.0013%
Zanesfield village	LOGAN COUNTY	36204601100000	Other	0.0001%
Zanesville city	MUSKINGUM COUNTY	36206001000000	Other	0.1371%
Zoar village	TUSCARAWAS COUNTY	36207902000000	Other	0.0002%

Totals	100.0000%
---------------	------------------

OneOhio Exhibit B

**Pages 42 - 82 of the original OneOhio Exhibit B are blank.
Those blank pages are omitted from this document.**

Regional Breakdown



Region	Regional Allocation With Summit and Cuyahoga County	Regional Allocation Without Summit and Cuyahoga County
Region 01	10.321850%	11.352740%
Region 02	8.525440%	9.376910%
Region 03	9.435460%	3.685690%
Region 04	4.275780%	4.702820%
Region 05	4.946690%	2.145470%
Region 06	2.452670%	2.697630%
Region 07	5.117580%	5.628690%
Region 08	7.452290%	8.196580%
Region 09	4.885790%	5.373750%
Region 10	2.534090%	2.787170%
Region 11	2.973060%	3.269990%
Region 12	2.052720%	2.257740%
Region 13	4.401160%	4.840720%
Region 14	12.756300%	14.030320%
Region 15	3.421220%	3.762910%
Region 16	1.166070%	1.282540%
Region 17	2.857140%	3.142490%
Region 18	4.247200%	4.671380%
Region 19	6.177480%	6.794450%
Grand Total	100%	100%

Subdivision	Region	Direct Payment to Subdivision - 70%		Direct Payment to Subdivision - 100%		Average of Foundation Regional Total at 70%	Average of Foundation Regional Total at 100%
Aberdeen Village	Region 09	\$	12,329.28	\$	17,613.25	\$ 14,600,619.13	\$ 20,858,027.33
Ada Village	Region 17	\$	10,947.22	\$	15,638.89	\$ 8,538,233.53	\$ 12,197,476.47
Adams County	Region 09	\$	489,791.97	\$	699,702.82	\$ 14,600,619.13	\$ 20,858,027.33
Adams Township CHAMPAIGN COUNTY	Region 15	\$	193.83	\$	276.90	\$ 10,223,923.32	\$ 14,605,604.74
Adams Township CLINTON COUNTY	Region 14	\$	440.30	\$	628.99	\$ 38,120,719.54	\$ 54,458,170.78
Adams Township DARKE COUNTY	Region 15	\$	2,359.18	\$	3,370.26	\$ 10,223,923.32	\$ 14,605,604.74
Adams Township MONROE COUNTY	Region 12	\$	43.95	\$	62.79	\$ 6,134,324.33	\$ 8,763,320.48
Adams Township MUSKINGUM COUNTY	Region 12	\$	141.44	\$	202.06	\$ 6,134,324.33	\$ 8,763,320.48
Adams Township SENECA COUNTY	Region 17	\$	537.28	\$	767.54	\$ 8,538,233.53	\$ 12,197,476.47
Adams Township WASHINGTON COUNTY	Region 12	\$	164.94	\$	235.63	\$ 6,134,324.33	\$ 8,763,320.48
Adamsville Village	Region 12	\$	128.44	\$	183.49	\$ 6,134,324.33	\$ 8,763,320.48
Addyston Village	Region 02	\$	3,555.88	\$	5,079.83	\$ 25,477,301.51	\$ 36,396,145.01
Adelphi Village	Region 09	\$	2,829.73	\$	4,042.46	\$ 14,600,619.13	\$ 20,858,027.33
Adena Village	Region 11	\$	503.25	\$	718.93	\$ 8,884,635.63	\$ 12,692,336.61
Aid Township	Region 10	\$	465.78	\$	665.40	\$ 7,572,821.33	\$ 10,818,316.18
Akron City	Region 05	\$	1,242,559.22	\$	1,775,084.61	\$ 5,829,292.48	\$ 8,327,560.68
Albany Village	Region 10	\$	2,748.06	\$	3,925.80	\$ 7,572,821.33	\$ 10,818,316.18
Alexander Township	Region 10	\$	176.35	\$	251.92	\$ 7,572,821.33	\$ 10,818,316.18
Alexandria Village	Region 18	\$	784.02	\$	1,120.03	\$ 12,692,254.44	\$ 18,131,792.05

Subdivision	Region	Direct Payment to Subdivision - 70%		Direct Payment to Subdivision - 100%		Average of Foundation Regional Total at 70%	Average of Foundation Regional Total at 100%
Alger Village	Region 17	\$	728.50	\$	1,040.72	\$ 8,538,233.53	\$ 12,197,476.47
Allen County	Region 15	\$	577,139.08	\$	824,484.40	\$ 10,223,923.32	\$ 14,605,604.74
Allen Township DARKE COUNTY	Region 15	\$	936.73	\$	1,338.19	\$ 10,223,923.32	\$ 14,605,604.74
Allen Township HANCOCK COUNTY	Region 17	\$	832.39	\$	1,189.13	\$ 8,538,233.53	\$ 12,197,476.47
Allen Township OTTAWA COUNTY	Region 17	\$	842.75	\$	1,203.93	\$ 8,538,233.53	\$ 12,197,476.47
Allen Township UNION COUNTY	Region 18	\$	4,021.35	\$	5,744.79	\$ 12,692,254.44	\$ 18,131,792.05
Alliance City	Region 06	\$	125,175.07	\$	178,821.53	\$ 7,329,523.03	\$ 10,470,747.19
	Region 07	\$	248.72	\$	355.31	\$ 15,293,289.75	\$ 21,847,556.79
Amanda Township FAIRFIELD COUNTY	Region 18	\$	2,619.49	\$	3,742.13	\$ 12,692,254.44	\$ 18,131,792.05
Amanda Township HANCOCK COUNTY	Region 17	\$	227.92	\$	325.60	\$ 8,538,233.53	\$ 12,197,476.47
Amanda Village	Region 18	\$	815.36	\$	1,164.79	\$ 12,692,254.44	\$ 18,131,792.05
Amberley Village	Region 02	\$	27,092.97	\$	38,704.24	\$ 25,477,301.51	\$ 36,396,145.01
Amboy Township	Region 16	\$	2,431.51	\$	3,473.59	\$ 3,484,680.00	\$ 4,978,114.29
Amelia Village	Region 14	\$	19,567.52	\$	27,953.59	\$ 38,120,719.54	\$ 54,458,170.78
American Township	Region 15	\$	27,341.35	\$	39,059.08	\$ 10,223,923.32	\$ 14,605,604.74
Ames Township	Region 10	\$	602.52	\$	860.74	\$ 7,572,821.33	\$ 10,818,316.18
Amesville Village	Region 10	\$	132.26	\$	188.94	\$ 7,572,821.33	\$ 10,818,316.18
Amherst City	Region 19	\$	48,614.36	\$	69,449.09	\$ 18,460,697.28	\$ 26,372,424.69
Amherst Township	Region 19	\$	18,951.36	\$	27,073.37	\$ 18,460,697.28	\$ 26,372,424.69
Amsterdam Village							

Subdivision	Region	Direct Payment to Subdivision - 70%		Direct Payment to Subdivision - 100%		Average of Foundation Regional Total at 70%	Average of Foundation Regional Total at 100%
	Region 11	\$	561.85	\$	802.64	\$ 8,884,635.63	\$ 12,692,336.61
Anderson Township	Region 02	\$	107,288.63	\$	153,269.47	\$ 25,477,301.51	\$ 36,396,145.01
Andover Township	Region 13	\$	1,489.98	\$	2,128.54	\$ 13,152,362.77	\$ 18,789,089.68
Andover Village	Region 13	\$	5,711.59	\$	8,159.41	\$ 13,152,362.77	\$ 18,789,089.68
Anna Village	Region 15	\$	4,054.15	\$	5,791.64	\$ 10,223,923.32	\$ 14,605,604.74
Ansonia Village	Region 15	\$	2,098.98	\$	2,998.54	\$ 10,223,923.32	\$ 14,605,604.74
Antioch Village	Region 12	\$	43.95	\$	62.79	\$ 6,134,324.33	\$ 8,763,320.48
Antwerp Village	Region 16	\$	1,308.92	\$	1,869.89	\$ 3,484,680.00	\$ 4,978,114.29
Apple Creek Village	Region 19	\$	681.42	\$	973.45	\$ 18,460,697.28	\$ 26,372,424.69
Aquilla Village	Region 13	\$	13.50	\$	19.28	\$ 13,152,362.77	\$ 18,789,089.68
Arcadia Village	Region 17	\$	29.73	\$	42.47	\$ 8,538,233.53	\$ 12,197,476.47
Arcanum Village	Region 15	\$	4,822.44	\$	6,889.21	\$ 10,223,923.32	\$ 14,605,604.74
Archbold Village	Region 16	\$	23,815.04	\$	34,021.49	\$ 3,484,680.00	\$ 4,978,114.29
Arlington Heights Village	Region 02	\$	3,391.04	\$	4,844.34	\$ 25,477,301.51	\$ 36,396,145.01
Arlington Village	Region 17	\$	2,436.70	\$	3,481.01	\$ 8,538,233.53	\$ 12,197,476.47
Ashland City	Region 19	\$	95,596.56	\$	136,566.52	\$ 18,460,697.28	\$ 26,372,424.69
Ashland County	Region 19	\$	291,090.67	\$	415,843.81	\$ 18,460,697.28	\$ 26,372,424.69
Ashley Village	Region 18	\$	1,709.82	\$	2,442.60	\$ 12,692,254.44	\$ 18,131,792.05
Ashtabula City	Region 13	\$	131,283.74	\$	187,548.20	\$ 13,152,362.77	\$ 18,789,089.68
Ashtabula County							

Subdivision	Region	Direct Payment to Subdivision - 70%	Direct Payment to Subdivision - 100%	Average of Foundation Regional Total at 70%	Average of Foundation Regional Total at 100%
	Region 13	\$ 1,047,554.87	\$ 1,496,506.96	\$ 13,152,362.77	\$ 18,789,089.68
Ashtabula Township	Region 13	\$ 24,650.88	\$ 35,215.55	\$ 13,152,362.77	\$ 18,789,089.68
Ashville Village	Region 09	\$ 3,466.30	\$ 4,951.85	\$ 14,600,619.13	\$ 20,858,027.33
Athalia Village	Region 10	\$ 24.51	\$ 35.02	\$ 7,572,821.33	\$ 10,818,316.18
Athens City	Region 10	\$ 98,827.39	\$ 141,181.99	\$ 7,572,821.33	\$ 10,818,316.18
Athens County	Region 10	\$ 646,397.28	\$ 923,424.69	\$ 7,572,821.33	\$ 10,818,316.18
Athens Township ATHENS COUNTY	Region 10	\$ 3,644.49	\$ 5,206.41	\$ 7,572,821.33	\$ 10,818,316.18
Athens Township HARRISON COUNTY	Region 11	\$ 444.03	\$ 634.32	\$ 8,884,635.63	\$ 12,692,336.61
Attica Village	Region 17	\$ 1,116.97	\$ 1,595.67	\$ 8,538,233.53	\$ 12,197,476.47
Atwater Township	Region 13	\$ 670.21	\$ 957.44	\$ 13,152,362.77	\$ 18,789,089.68
Auburn Township CRAWFORD COUNTY	Region 17	\$ 1,073.53	\$ 1,533.61	\$ 8,538,233.53	\$ 12,197,476.47
Auburn Township GEAUGA COUNTY	Region 13	\$ 9,581.84	\$ 13,688.35	\$ 13,152,362.77	\$ 18,789,089.68
Auburn Township TUSCARAWAS COUNTY	Region 11	\$ 13.89	\$ 19.85	\$ 8,884,635.63	\$ 12,692,336.61
Auglaize County	Region 15	\$ 232,461.18	\$ 332,087.41	\$ 10,223,923.32	\$ 14,605,604.74
Auglaize Township ALLEN COUNTY	Region 15	\$ 1,442.05	\$ 2,060.08	\$ 10,223,923.32	\$ 14,605,604.74
Auglaize Township PAULDING COUNTY	Region 16	\$ 103.06	\$ 147.24	\$ 3,484,680.00	\$ 4,978,114.29
Augusta Township	Region 11	\$ 660.50	\$ 943.56	\$ 8,884,635.63	\$ 12,692,336.61
Aurelius Township	Region 12	\$ 11.78	\$ 16.83	\$ 6,134,324.33	\$ 8,763,320.48
Aurora City	Region 13	\$ 41,529.86	\$ 59,328.37	\$ 13,152,362.77	\$ 18,789,089.68
Austinburg Township					

Subdivision	Region	Direct Payment to Subdivision - 70%	Direct Payment to Subdivision - 100%	Average of Foundation Regional Total at 70%	Average of Foundation Regional Total at 100%
	Region 13	\$ 678.77	\$ 969.67	\$ 13,152,362.77	\$ 18,789,089.68
Austintown Township	Region 07	\$ 125,504.62	\$ 179,292.31	\$ 15,293,289.75	\$ 21,847,556.79
Avon City	Region 19	\$ 102,900.40	\$ 147,000.57	\$ 18,460,697.28	\$ 26,372,424.69
Avon Lake City	Region 19	\$ 93,507.12	\$ 133,581.59	\$ 18,460,697.28	\$ 26,372,424.69
Bailey Lakes Village	Region 19	\$ 114.69	\$ 163.85	\$ 18,460,697.28	\$ 26,372,424.69
Bainbridge Township	Region 13	\$ 57,302.11	\$ 81,860.16	\$ 13,152,362.77	\$ 18,789,089.68
Bainbridge Village	Region 09	\$ 3,204.25	\$ 4,577.50	\$ 14,600,619.13	\$ 20,858,027.33
Bairdstown Village	Region 17	\$ 86.33	\$ 123.33	\$ 8,538,233.53	\$ 12,197,476.47
Ballville Township	Region 17	\$ 3,034.61	\$ 4,335.16	\$ 8,538,233.53	\$ 12,197,476.47
Baltic Village	Region 11	\$ 1,326.89	\$ 1,895.55	\$ 8,884,635.63	\$ 12,692,336.61
	Region 12	\$ -	\$ -	\$ 6,134,324.33	\$ 8,763,320.48
Baltimore Village	Region 18	\$ 4,446.24	\$ 6,351.78	\$ 12,692,254.44	\$ 18,131,792.05
Barberton City	Region 05	\$ 164,158.78	\$ 234,512.54	\$ 5,829,292.48	\$ 8,327,560.68
Barlow Township	Region 12	\$ 459.48	\$ 656.40	\$ 6,134,324.33	\$ 8,763,320.48
Barnesville Village	Region 11	\$ 15,068.15	\$ 21,525.92	\$ 8,884,635.63	\$ 12,692,336.61
Barnhill Village	Region 11	\$ 930.91	\$ 1,329.87	\$ 8,884,635.63	\$ 12,692,336.61
Bartlow Township	Region 16	\$ 152.69	\$ 218.13	\$ 3,484,680.00	\$ 4,978,114.29
Batavia Township	Region 14	\$ 72.92	\$ 104.17	\$ 38,120,719.54	\$ 54,458,170.78
Batavia Village	Region 14	\$ 6,733.17	\$ 9,618.81	\$ 38,120,719.54	\$ 54,458,170.78
Batesville Village	Region 12	\$ 72.96	\$ 104.23	\$ 6,134,324.33	\$ 8,763,320.48

Subdivision	Region	Direct Payment to Subdivision - 70%		Direct Payment to Subdivision - 100%		Average of Foundation Regional Total at 70%	Average of Foundation Regional Total at 100%
Bath Township ALLEN COUNTY	Region 15	\$	12,488.19	\$	17,840.28	\$ 10,223,923.32	\$ 14,605,604.74
Bath Township GREENE COUNTY	Region 14	\$	247.35	\$	353.36	\$ 38,120,719.54	\$ 54,458,170.78
Bath Township SUMMIT COUNTY	Region 05	\$	69,025.78	\$	98,608.26	\$ 5,829,292.48	\$ 8,327,560.68
Baughman Township	Region 19	\$	190.80	\$	272.57	\$ 18,460,697.28	\$ 26,372,424.69
Bay Township	Region 17	\$	77.49	\$	110.71	\$ 8,538,233.53	\$ 12,197,476.47
Bay View Village	Region 19	\$	1,831.16	\$	2,615.94	\$ 18,460,697.28	\$ 26,372,424.69
Bay Village City	Region 03	\$	41,611.38	\$	59,444.83	\$ 10,014,097.95	\$ 14,305,854.22
Bazetta Township	Region 07	\$	46,737.32	\$	66,767.60	\$ 15,293,289.75	\$ 21,847,556.79
Beach City Village	Region 06	\$	920.95	\$	1,315.65	\$ 7,329,523.03	\$ 10,470,747.19
Beachwood City	Region 03	\$	80,827.14	\$	115,467.34	\$ 10,014,097.95	\$ 14,305,854.22
Beallsville Village	Region 12	\$	222.92	\$	318.46	\$ 6,134,324.33	\$ 8,763,320.48
Bearfield Township	Region 12	\$	773.63	\$	1,105.18	\$ 6,134,324.33	\$ 8,763,320.48
Beaver Township MAHONING COUNTY	Region 07	\$	20,888.57	\$	29,840.81	\$ 15,293,289.75	\$ 21,847,556.79
Beaver Township PIKE COUNTY	Region 09	\$	476.63	\$	680.89	\$ 14,600,619.13	\$ 20,858,027.33
Beaver Village	Region 09	\$	262.14	\$	374.49	\$ 14,600,619.13	\$ 20,858,027.33
Beavercreek City	Region 14	\$	118,961.17	\$	169,944.53	\$ 38,120,719.54	\$ 54,458,170.78
Beavercreek Township	Region 14	\$	190,183.65	\$	271,690.92	\$ 38,120,719.54	\$ 54,458,170.78
Beaverdam Village	Region 15	\$	105.75	\$	151.07	\$ 10,223,923.32	\$ 14,605,604.74
Bedford City	Region 03	\$	60,603.64	\$	86,576.63	\$ 10,014,097.95	\$ 14,305,854.22

Subdivision	Region	Direct Payment to Subdivision - 70%		Direct Payment to Subdivision - 100%		Average of Foundation Regional Total at 70%	Average of Foundation Regional Total at 100%
Bedford Heights City	Region 03	\$	54,525.45	\$	77,893.50	\$ 10,014,097.95	\$ 14,305,854.22
Bedford Township	Region 12	\$	43.17	\$	61.67	\$ 6,134,324.33	\$ 8,763,320.48
Bellaire Village	Region 11	\$	1,447.34	\$	2,067.62	\$ 8,884,635.63	\$ 12,692,336.61
Bellbrook City	Region 14	\$	33,552.41	\$	47,932.01	\$ 38,120,719.54	\$ 54,458,170.78
Belle Center Village	Region 15	\$	737.71	\$	1,053.88	\$ 10,223,923.32	\$ 14,605,604.74
Belle Valley Village	Region 12	\$	151.39	\$	216.27	\$ 6,134,324.33	\$ 8,763,320.48
Bellefontaine City	Region 15	\$	102,850.08	\$	146,928.68	\$ 10,223,923.32	\$ 14,605,604.74
Bellevue City	Region 17	\$	19,000.98	\$	27,144.26	\$ 8,538,233.53	\$ 12,197,476.47
	Region 19	\$	23,277.59	\$	33,253.70	\$ 18,460,697.28	\$ 26,372,424.69
Bellville Village	Region 19	\$	1,584.90	\$	2,264.15	\$ 18,460,697.28	\$ 26,372,424.69
Belmont County	Region 11	\$	691,608.07	\$	988,011.53	\$ 8,884,635.63	\$ 12,692,336.61
Belmont Village	Region 11	\$	1,586.12	\$	2,265.89	\$ 8,884,635.63	\$ 12,692,336.61
Belmore Village	Region 16	\$	350.19	\$	500.27	\$ 3,484,680.00	\$ 4,978,114.29
Beloit Village	Region 07	\$	5,300.08	\$	7,571.55	\$ 15,293,289.75	\$ 21,847,556.79
Belpre City	Region 12	\$	14,020.13	\$	20,028.75	\$ 6,134,324.33	\$ 8,763,320.48
Belpre Township	Region 12	\$	1,319.54	\$	1,885.06	\$ 6,134,324.33	\$ 8,763,320.48
Bennington Township LICKING COUNTY	Region 18	\$	784.02	\$	1,120.03	\$ 12,692,254.44	\$ 18,131,792.05
Bennington Township MORROW COUNTY	Region 18	\$	208.13	\$	297.33	\$ 12,692,254.44	\$ 18,131,792.05
Bentleyville Village	Region 03	\$	2,819.03	\$	4,027.19	\$ 10,014,097.95	\$ 14,305,854.22
Benton Ridge Village	Region 17	\$	128.89	\$	184.13	\$ 8,538,233.53	\$ 12,197,476.47

Subdivision	Region	Direct Payment to Subdivision - 70%		Direct Payment to Subdivision - 100%		Average of Foundation Regional Total at 70%	Average of Foundation Regional Total at 100%
Benton Township HOCKING COUNTY	Region 10	\$	153.68	\$	219.55	\$ 7,572,821.33	\$ 10,818,316.18
Benton Township OTTAWA COUNTY	Region 17	\$	1,123.67	\$	1,605.25	\$ 8,538,233.53	\$ 12,197,476.47
Benton Township PAULDING COUNTY	Region 16	\$	350.42	\$	500.60	\$ 3,484,680.00	\$ 4,978,114.29
Benton Township PIKE COUNTY	Region 09	\$	524.29	\$	748.98	\$ 14,600,619.13	\$ 20,858,027.33
Berea City	Region 03	\$	41,371.82	\$	59,102.60	\$ 10,014,097.95	\$ 14,305,854.22
Bergholz Village	Region 11	\$	337.11	\$	481.58	\$ 8,884,635.63	\$ 12,692,336.61
Berkey Village	Region 04	\$	513.18	\$	733.11	\$ 12,777,685.28	\$ 18,253,836.12
Berkshire Township	Region 18	\$	104.68	\$	149.55	\$ 12,692,254.44	\$ 18,131,792.05
Berlin Heights Village	Region 19	\$	1,289.13	\$	1,841.62	\$ 18,460,697.28	\$ 26,372,424.69
Berlin Township DELAWARE COUNTY	Region 18	\$	23.26	\$	33.23	\$ 12,692,254.44	\$ 18,131,792.05
Berlin Township ERIE COUNTY	Region 19	\$	190.44	\$	272.06	\$ 18,460,697.28	\$ 26,372,424.69
Berlin Township HOLMES COUNTY	Region 11	\$	114.82	\$	164.03	\$ 8,884,635.63	\$ 12,692,336.61
Berlin Township MAHONING COUNTY	Region 07	\$	2,113.11	\$	3,018.72	\$ 15,293,289.75	\$ 21,847,556.79
Bern Township	Region 10	\$	191.04	\$	272.92	\$ 7,572,821.33	\$ 10,818,316.18
Berne Township	Region 18	\$	229.78	\$	328.26	\$ 12,692,254.44	\$ 18,131,792.05
Bethel Township CLARK COUNTY	Region 14	\$	19,477.78	\$	27,825.40	\$ 38,120,719.54	\$ 54,458,170.78
Bethel Township MONROE COUNTY	Region 12	\$	70.32	\$	100.46	\$ 6,134,324.33	\$ 8,763,320.48
Bethel Village	Region 14	\$	8,118.70	\$	11,598.14	\$ 38,120,719.54	\$ 54,458,170.78
Bethesda Village	Region 11	\$	971.50	\$	1,387.86	\$ 8,884,635.63	\$ 12,692,336.61

Subdivision	Region	Direct Payment to Subdivision - 70%		Direct Payment to Subdivision - 100%		Average of Foundation Regional Total at 70%	Average of Foundation Regional Total at 100%
Bethlehem Township COSHOCTON COUNTY	Region 12	\$	107.92	\$	154.18	\$ 6,134,324.33	\$ 8,763,320.48
Bethlehem Township STARK COUNTY	Region 06	\$	2,134.94	\$	3,049.92	\$ 7,329,523.03	\$ 10,470,747.19
Bettsville Village	Region 17	\$	1,343.19	\$	1,918.85	\$ 8,538,233.53	\$ 12,197,476.47
Beverly Village	Region 12	\$	2,756.90	\$	3,938.43	\$ 6,134,324.33	\$ 8,763,320.48
Bexley City	Region 01	\$	64,675.18	\$	92,393.12	\$ 30,845,669.85	\$ 44,065,242.64
Big Island Township	Region 18	\$	786.64	\$	1,123.78	\$ 12,692,254.44	\$ 18,131,792.05
Black Creek Township	Region 15	\$	216.31	\$	309.01	\$ 10,223,923.32	\$ 14,605,604.74
Blakeslee Village	Region 16	\$	88.64	\$	126.63	\$ 3,484,680.00	\$ 4,978,114.29
Blanchard Township HANCOCK COUNTY	Region 17	\$	208.10	\$	297.28	\$ 8,538,233.53	\$ 12,197,476.47
Blanchard Township PUTNAM COUNTY	Region 16	\$	910.50	\$	1,300.71	\$ 3,484,680.00	\$ 4,978,114.29
Blanchester Village	Region 14	\$	16,165.15	\$	23,093.07	\$ 38,120,719.54	\$ 54,458,170.78
Blendon Township	Region 01	\$	39,853.96	\$	56,934.22	\$ 30,845,669.85	\$ 44,065,242.64
Bloom Township FAIRFIELD COUNTY	Region 18	\$	16,716.49	\$	23,880.70	\$ 12,692,254.44	\$ 18,131,792.05
Bloom Township MORGAN COUNTY	Region 12	\$	241.65	\$	345.21	\$ 6,134,324.33	\$ 8,763,320.48
Bloom Township SCIOTO COUNTY	Region 09	\$	120.28	\$	171.82	\$ 14,600,619.13	\$ 20,858,027.33
Bloom Township SENECA COUNTY	Region 17	\$	1,399.75	\$	1,999.64	\$ 8,538,233.53	\$ 12,197,476.47
Bloomdale Village	Region 17	\$	802.86	\$	1,146.94	\$ 8,538,233.53	\$ 12,197,476.47
Bloomfield Township JACKSON COUNTY	Region 10	\$	1,869.82	\$	2,671.17	\$ 7,572,821.33	\$ 10,818,316.18
Bloomfield Township LOGAN COUNTY	Region 15	\$	14.07	\$	20.09	\$ 10,223,923.32	\$ 14,605,604.74

Subdivision	Region	Direct Payment to Subdivision - 70%		Direct Payment to Subdivision - 100%		Average of Foundation Regional Total at 70%	Average of Foundation Regional Total at 100%
Bloomingsburg Village	Region 09	\$	293.06	\$	418.66	\$ 14,600,619.13	\$ 20,858,027.33
Bloomington Village	Region 11	\$	314.63	\$	449.48	\$ 8,884,635.63	\$ 12,692,336.61
Bloomington Township	Region 19	\$	251.57	\$	359.39	\$ 18,460,697.28	\$ 26,372,424.69
Bloomville Village	Region 17	\$	622.11	\$	888.73	\$ 8,538,233.53	\$ 12,197,476.47
Blue Ash City	Region 02	\$	120,122.76	\$	171,603.94	\$ 25,477,301.51	\$ 36,396,145.01
Blue Creek Township	Region 16	\$	108.22	\$	154.60	\$ 3,484,680.00	\$ 4,978,114.29
Blue Rock Township	Region 12	\$	155.59	\$	222.27	\$ 6,134,324.33	\$ 8,763,320.48
Bluffton Village	Region 15	\$	7,138.52	\$	10,197.89	\$ 10,223,923.32	\$ 14,605,604.74
	Region 17	\$	311.78	\$	445.41	\$ 8,538,233.53	\$ 12,197,476.47
Boardman Township	Region 07	\$	198,631.93	\$	283,759.90	\$ 15,293,289.75	\$ 21,847,556.79
Bokescreek Township	Region 15	\$	1,884.83	\$	2,692.62	\$ 10,223,923.32	\$ 14,605,604.74
Bolivar Village	Region 11	\$	625.24	\$	893.20	\$ 8,884,635.63	\$ 12,692,336.61
Boston Heights Village	Region 05	\$	10,885.93	\$	15,551.33	\$ 5,829,292.48	\$ 8,327,560.68
Boston Township	Region 05	\$	516.44	\$	737.77	\$ 5,829,292.48	\$ 8,327,560.68
Botkins Village	Region 15	\$	2,752.81	\$	3,932.59	\$ 10,223,923.32	\$ 14,605,604.74
Bowerston Village	Region 11	\$	80.73	\$	115.33	\$ 8,884,635.63	\$ 12,692,336.61
Bowersville Village	Region 14	\$	129.21	\$	184.58	\$ 38,120,719.54	\$ 54,458,170.78
Bowling Green City	Region 17	\$	106,141.31	\$	151,630.45	\$ 8,538,233.53	\$ 12,197,476.47
Bowling Green Township	Region 18	\$	52.27	\$	74.67	\$ 12,692,254.44	\$ 18,131,792.05
Braceville Township							

Subdivision	Region	Direct Payment to Subdivision - 70%		Direct Payment to Subdivision - 100%		Average of Foundation Regional Total at 70%	Average of Foundation Regional Total at 100%
	Region 07	\$	5,313.24	\$	7,590.35	\$ 15,293,289.75	\$ 21,847,556.79
Bradford Village	Region 15	\$	4,041.43	\$	5,773.48	\$ 10,223,923.32	\$ 14,605,604.74
Bradner Village	Region 17	\$	1,294.93	\$	1,849.90	\$ 8,538,233.53	\$ 12,197,476.47
Brady Lake Village	Region 13	\$	360.88	\$	515.54	\$ 13,152,362.77	\$ 18,789,089.68
Brady Township	Region 16	\$	709.13	\$	1,013.05	\$ 3,484,680.00	\$ 4,978,114.29
Bratenahl Village	Region 03	\$	7,237.00	\$	10,338.58	\$ 10,014,097.95	\$ 14,305,854.22
Bratton Township	Region 09	\$	111.48	\$	159.25	\$ 14,600,619.13	\$ 20,858,027.33
Brecksville City	Region 03	\$	33,984.39	\$	48,549.13	\$ 10,014,097.95	\$ 14,305,854.22
Bremen Village	Region 18	\$	965.08	\$	1,378.68	\$ 12,692,254.44	\$ 18,131,792.05
Brewster Village	Region 06	\$	8,302.55	\$	11,860.78	\$ 7,329,523.03	\$ 10,470,747.19
Brice Village	Region 01	\$	786.10	\$	1,122.99	\$ 30,845,669.85	\$ 44,065,242.64
Bridgeport Village	Region 11	\$	7,117.72	\$	10,168.17	\$ 8,884,635.63	\$ 12,692,336.61
Bridgewater Township	Region 16	\$	587.25	\$	838.93	\$ 3,484,680.00	\$ 4,978,114.29
Brighton Township	Region 19	\$	27.47	\$	39.24	\$ 18,460,697.28	\$ 26,372,424.69
Brimfield Township	Region 13	\$	15,787.08	\$	22,552.96	\$ 13,152,362.77	\$ 18,789,089.68
Bristol Township MORGAN COUNTY	Region 12	\$	181.23	\$	258.91	\$ 6,134,324.33	\$ 8,763,320.48
Bristol Township TRUMBULL COUNTY	Region 07	\$	35,605.95	\$	50,865.64	\$ 15,293,289.75	\$ 21,847,556.79
Broadview Heights City	Region 03	\$	31,978.75	\$	45,683.93	\$ 10,014,097.95	\$ 14,305,854.22
Bronson Township	Region 19	\$	1,316.19	\$	1,880.28	\$ 18,460,697.28	\$ 26,372,424.69
Brook Park City							

Subdivision	Region	Direct Payment to Subdivision - 70%		Direct Payment to Subdivision - 100%		Average of Foundation Regional Total at 70%	Average of Foundation Regional Total at 100%
	Region 03	\$	54,932.15	\$	78,474.49	\$ 10,014,097.95	\$ 14,305,854.22
Brookfield Township NOBLE COUNTY							
	Region 12	\$	72.96	\$	104.23	\$ 6,134,324.33	\$ 8,763,320.48
Brookfield Township TRUMBULL COUNTY							
	Region 07	\$	48,853.00	\$	69,790.00	\$ 15,293,289.75	\$ 21,847,556.79
Brooklyn City							
	Region 03	\$	29,950.83	\$	42,786.90	\$ 10,014,097.95	\$ 14,305,854.22
Brooklyn Heights Village							
	Region 03	\$	14,228.87	\$	20,326.96	\$ 10,014,097.95	\$ 14,305,854.22
Brookside Village							
	Region 11	\$	158.61	\$	226.59	\$ 8,884,635.63	\$ 12,692,336.61
Brookville City							
	Region 08	\$	30,548.84	\$	43,641.20	\$ 22,270,316.03	\$ 31,814,737.19
Broughton Village							
	Region 16	\$	10.31	\$	14.72	\$ 3,484,680.00	\$ 4,978,114.29
Brown County							
	Region 09	\$	656,162.34	\$	937,374.77	\$ 14,600,619.13	\$ 20,858,027.33
Brown Township CARROLL COUNTY							
	Region 11	\$	1,336.35	\$	1,909.07	\$ 8,884,635.63	\$ 12,692,336.61
Brown Township DARKE COUNTY							
	Region 15	\$	1,110.20	\$	1,586.00	\$ 10,223,923.32	\$ 14,605,604.74
Brown Township DELAWARE COUNTY							
	Region 18	\$	11.63	\$	16.62	\$ 12,692,254.44	\$ 18,131,792.05
Brown Township FRANKLIN COUNTY							
	Region 01	\$	549.19	\$	784.56	\$ 30,845,669.85	\$ 44,065,242.64
Brown Township KNOX COUNTY							
	Region 18	\$	5,503.08	\$	7,861.55	\$ 12,692,254.44	\$ 18,131,792.05
Brown Township MIAMI COUNTY							
	Region 15	\$	864.75	\$	1,235.36	\$ 10,223,923.32	\$ 14,605,604.74
Brown Township PAULDING COUNTY							
	Region 16	\$	185.52	\$	265.02	\$ 3,484,680.00	\$ 4,978,114.29
Brown Township VINTON COUNTY							
	Region 10	\$	55.01	\$	78.59	\$ 7,572,821.33	\$ 10,818,316.18
Brunswick City							
	Region 19	\$	168,842.89	\$	241,204.13	\$ 18,460,697.28	\$ 26,372,424.69
Brunswick Hills Township							
	Region 19	\$	28,290.34	\$	40,414.78	\$ 18,460,697.28	\$ 26,372,424.69
Brush Creek Township JEFFERSON COUNTY							

Subdivision	Region	Direct Payment to Subdivision - 70%	Direct Payment to Subdivision - 100%	Average of Foundation Regional Total at 70%	Average of Foundation Regional Total at 100%
	Region 11	\$ 179.79	\$ 256.84	\$ 8,884,635.63	\$ 12,692,336.61
Brush Creek Township SCIOTO COUNTY					
	Region 09	\$ 1,563.58	\$ 2,233.68	\$ 14,600,619.13	\$ 20,858,027.33
Brushcreek Township	Region 09	\$ 8,439.35	\$ 12,056.21	\$ 14,600,619.13	\$ 20,858,027.33
Bryan City	Region 16	\$ 40,243.29	\$ 57,490.41	\$ 3,484,680.00	\$ 4,978,114.29
Buchtel Village	Region 10	\$ 260.76	\$ 372.51	\$ 7,572,821.33	\$ 10,818,316.18
Buckeye Lake Village	Region 18	\$ 5,719.60	\$ 8,170.85	\$ 12,692,254.44	\$ 18,131,792.05
Buckland Village	Region 15	\$ 150.64	\$ 215.20	\$ 10,223,923.32	\$ 14,605,604.74
Bucks Township	Region 11	\$ 402.93	\$ 575.62	\$ 8,884,635.63	\$ 12,692,336.61
Bucyrus City	Region 17	\$ 65,868.43	\$ 94,097.76	\$ 8,538,233.53	\$ 12,197,476.47
Bucyrus Township	Region 17	\$ 306.72	\$ 438.17	\$ 8,538,233.53	\$ 12,197,476.47
Buffalo Township	Region 12	\$ 97.28	\$ 138.97	\$ 6,134,324.33	\$ 8,763,320.48
Burbank Village	Region 19	\$ 219.83	\$ 314.04	\$ 18,460,697.28	\$ 26,372,424.69
Burgoon Village	Region 17	\$ 216.09	\$ 308.69	\$ 8,538,233.53	\$ 12,197,476.47
Burkettsville Village	Region 15	\$ 28.70	\$ 41.00	\$ 10,223,923.32	\$ 14,605,604.74
Burlington Township	Region 18	\$ 1,829.38	\$ 2,613.40	\$ 12,692,254.44	\$ 18,131,792.05
Burton Township	Region 13	\$ 3,198.45	\$ 4,569.21	\$ 13,152,362.77	\$ 18,789,089.68
Burton Village	Region 13	\$ 5,101.32	\$ 7,287.60	\$ 13,152,362.77	\$ 18,789,089.68
Butler County	Region 14	\$ 3,791,296.07	\$ 5,416,137.24	\$ 38,120,719.54	\$ 54,458,170.78
Butler Township COLUMBIANA COUNTY	Region 11	\$ 2,496.42	\$ 3,566.31	\$ 8,884,635.63	\$ 12,692,336.61
Butler Township DARKE COUNTY					

Subdivision	Region	Direct Payment to Subdivision - 70%		Direct Payment to Subdivision - 100%		Average of Foundation Regional Total at 70%	Average of Foundation Regional Total at 100%
	Region 15	\$	936.73	\$	1,338.19	\$ 10,223,923.32	\$ 14,605,604.74
Butler Township MERCER COUNTY							
	Region 15	\$	2,964.69	\$	4,235.27	\$ 10,223,923.32	\$ 14,605,604.74
Butler Township MONTGOMERY COUNTY							
	Region 08	\$	43,431.09	\$	62,044.41	\$ 22,270,316.03	\$ 31,814,737.19
Butler Township RICHLAND COUNTY							
	Region 19	\$	553.46	\$	790.65	\$ 18,460,697.28	\$ 26,372,424.69
Butler Village							
	Region 19	\$	679.24	\$	970.35	\$ 18,460,697.28	\$ 26,372,424.69
Butlerville Village							
	Region 14	\$	263.23	\$	376.04	\$ 38,120,719.54	\$ 54,458,170.78
Byesville Village							
	Region 12	\$	2,607.65	\$	3,725.22	\$ 6,134,324.33	\$ 8,763,320.48
Byrd Township							
	Region 09	\$	2,579.53	\$	3,685.04	\$ 14,600,619.13	\$ 20,858,027.33
Cadiz Township							
	Region 11	\$	1,883.75	\$	2,691.07	\$ 8,884,635.63	\$ 12,692,336.61
Cadiz Village							
	Region 11	\$	5,933.81	\$	8,476.87	\$ 8,884,635.63	\$ 12,692,336.61
Caesarscreek Township							
	Region 14	\$	654.75	\$	935.36	\$ 38,120,719.54	\$ 54,458,170.78
Cairo Village							
	Region 15	\$	57.68	\$	82.40	\$ 10,223,923.32	\$ 14,605,604.74
Caldwell Village							
	Region 12	\$	2,529.32	\$	3,613.32	\$ 6,134,324.33	\$ 8,763,320.48
Caledonia Village							
	Region 18	\$	1,000.88	\$	1,429.83	\$ 12,692,254.44	\$ 18,131,792.05
Cambridge City							
	Region 12	\$	94,220.59	\$	134,600.84	\$ 6,134,324.33	\$ 8,763,320.48
Cambridge Township							
	Region 12	\$	134.22	\$	191.74	\$ 6,134,324.33	\$ 8,763,320.48
Camden Township							
	Region 19	\$	439.45	\$	627.79	\$ 18,460,697.28	\$ 26,372,424.69
Camden Village							
	Region 15	\$	4,385.21	\$	6,264.59	\$ 10,223,923.32	\$ 14,605,604.74
Camp Creek Township							
	Region 09	\$	274.06	\$	391.51	\$ 14,600,619.13	\$ 20,858,027.33
Campbell City							

Subdivision	Region	Direct Payment to Subdivision - 70%		Direct Payment to Subdivision - 100%		Average of Foundation Regional Total at 70%	Average of Foundation Regional Total at 100%
	Region 07	\$	29,167.79	\$	41,668.27	\$ 15,293,289.75	\$ 21,847,556.79
Canaan Township MORROW COUNTY							
	Region 18	\$	124.88	\$	178.40	\$ 12,692,254.44	\$ 18,131,792.05
Canaan Township WAYNE COUNTY							
	Region 19	\$	343.43	\$	490.62	\$ 18,460,697.28	\$ 26,372,424.69
Canal Fulton City							
	Region 06	\$	20,219.14	\$	28,884.49	\$ 7,329,523.03	\$ 10,470,747.19
Canal Winchester City							
	Region 01	\$	2,117.30	\$	3,024.72	\$ 30,845,669.85	\$ 44,065,242.64
	Region 18	\$	280.08	\$	400.12	\$ 12,692,254.44	\$ 18,131,792.05
Canfield City							
	Region 07	\$	47,977.89	\$	68,539.84	\$ 15,293,289.75	\$ 21,847,556.79
Canfield Township							
	Region 07	\$	3,412.15	\$	4,874.49	\$ 15,293,289.75	\$ 21,847,556.79
Canton City							
	Region 06	\$	691,790.58	\$	988,272.25	\$ 7,329,523.03	\$ 10,470,747.19
Canton Township							
	Region 06	\$	33,600.90	\$	48,001.28	\$ 7,329,523.03	\$ 10,470,747.19
Cardington Village							
	Region 18	\$	3,729.68	\$	5,328.12	\$ 12,692,254.44	\$ 18,131,792.05
Carey Village							
	Region 17	\$	6,801.77	\$	9,716.82	\$ 8,538,233.53	\$ 12,197,476.47
Carlisle Township							
	Region 19	\$	6,550.58	\$	9,357.97	\$ 18,460,697.28	\$ 26,372,424.69
Carlisle Village							
	Region 08	\$	447.00	\$	638.57	\$ 22,270,316.03	\$ 31,814,737.19
	Region 14	\$	11,067.42	\$	15,810.59	\$ 38,120,719.54	\$ 54,458,170.78
Carroll County							
	Region 11	\$	179,777.63	\$	256,825.18	\$ 8,884,635.63	\$ 12,692,336.61
Carroll Township							
	Region 17	\$	4,426.88	\$	6,324.12	\$ 8,538,233.53	\$ 12,197,476.47
Carroll Village							
	Region 18	\$	1,229.32	\$	1,756.18	\$ 12,692,254.44	\$ 18,131,792.05
Carrollton Village							
	Region 11	\$	8,647.88	\$	12,354.12	\$ 8,884,635.63	\$ 12,692,336.61
Carryall Township							
	Region 16	\$	72.15	\$	103.06	\$ 3,484,680.00	\$ 4,978,114.29
Carthage Township							
	Region 10	\$	338.00	\$	482.85	\$ 7,572,821.33	\$ 10,818,316.18

Subdivision	Region	Direct Payment to Subdivision - 70%		Direct Payment to Subdivision - 100%		Average of Foundation Regional Total at 70%	Average of Foundation Regional Total at 100%
Cass Township MUSKINGUM COUNTY	Region 12	\$	282.88	\$	404.12	\$ 6,134,324.33	\$ 8,763,320.48
Cass Township RICHLAND COUNTY	Region 19	\$	1,106.92	\$	1,581.31	\$ 18,460,697.28	\$ 26,372,424.69
Casstown Village	Region 15	\$	752.65	\$	1,075.22	\$ 10,223,923.32	\$ 14,605,604.74
Castalia Village	Region 19	\$	1,611.42	\$	2,302.02	\$ 18,460,697.28	\$ 26,372,424.69
Castine Village	Region 15	\$	745.92	\$	1,065.60	\$ 10,223,923.32	\$ 14,605,604.74
Catawba Island Township	Region 17	\$	8,495.35	\$	12,136.22	\$ 8,538,233.53	\$ 12,197,476.47
Catawba Village	Region 14	\$	326.23	\$	466.04	\$ 38,120,719.54	\$ 54,458,170.78
Cecil Village	Region 16	\$	15.46	\$	22.09	\$ 3,484,680.00	\$ 4,978,114.29
Cedarville Township	Region 14	\$	5,194.37	\$	7,420.52	\$ 38,120,719.54	\$ 54,458,170.78
Cedarville Village	Region 14	\$	5,121.62	\$	7,316.59	\$ 38,120,719.54	\$ 54,458,170.78
Celina City	Region 15	\$	23,361.22	\$	33,373.18	\$ 10,223,923.32	\$ 14,605,604.74
Center Township CARROLL COUNTY	Region 11	\$	230.41	\$	329.15	\$ 8,884,635.63	\$ 12,692,336.61
Center Township COLUMBIANA COUNTY	Region 11	\$	469.25	\$	670.36	\$ 8,884,635.63	\$ 12,692,336.61
Center Township GUERNSEY COUNTY	Region 12	\$	268.43	\$	383.48	\$ 6,134,324.33	\$ 8,763,320.48
Center Township MERCER COUNTY	Region 15	\$	598.03	\$	854.32	\$ 10,223,923.32	\$ 14,605,604.74
Center Township MONROE COUNTY	Region 12	\$	755.98	\$	1,079.97	\$ 6,134,324.33	\$ 8,763,320.48
Center Township MORGAN COUNTY	Region 12	\$	75.51	\$	107.88	\$ 6,134,324.33	\$ 8,763,320.48
Center Township NOBLE COUNTY	Region 12	\$	243.20	\$	347.43	\$ 6,134,324.33	\$ 8,763,320.48
Center Township WILLIAMS COUNTY	Region 16	\$	720.21	\$	1,028.88	\$ 3,484,680.00	\$ 4,978,114.29

Subdivision	Region	Direct Payment to Subdivision - 70%		Direct Payment to Subdivision - 100%		Average of Foundation Regional Total at 70%	Average of Foundation Regional Total at 100%
Center Township WOOD COUNTY	Region 17	\$	353.95	\$	505.64	\$ 8,538,233.53	\$ 12,197,476.47
Centerburg Village	Region 18	\$	5,829.54	\$	8,327.91	\$ 12,692,254.44	\$ 18,131,792.05
Centerville City	Region 08	\$	83,406.38	\$	119,151.98	\$ 22,270,316.03	\$ 31,814,737.19
	Region 14	\$	6.03	\$	8.61	\$ 38,120,719.54	\$ 54,458,170.78
Centerville Village	Region 10	\$	713.61	\$	1,019.44	\$ 7,572,821.33	\$ 10,818,316.18
Cessna Township	Region 17	\$	156.61	\$	223.73	\$ 8,538,233.53	\$ 12,197,476.47
Chagrin Falls Township	Region 03	\$	5.57	\$	7.96	\$ 10,014,097.95	\$ 14,305,854.22
Chagrin Falls Village	Region 03	\$	17,649.60	\$	25,213.71	\$ 10,014,097.95	\$ 14,305,854.22
Champaign County	Region 15	\$	320,011.60	\$	457,159.43	\$ 10,223,923.32	\$ 14,605,604.74
Champion Township	Region 07	\$	40,005.60	\$	57,150.86	\$ 15,293,289.75	\$ 21,847,556.79
Chardon City	Region 13	\$	67,599.22	\$	96,570.32	\$ 13,152,362.77	\$ 18,789,089.68
Chardon Township	Region 13	\$	5,546.67	\$	7,923.82	\$ 13,152,362.77	\$ 18,789,089.68
Charlestown Township	Region 13	\$	17.18	\$	24.55	\$ 13,152,362.77	\$ 18,789,089.68
Chatfield Township	Region 17	\$	1,165.54	\$	1,665.06	\$ 8,538,233.53	\$ 12,197,476.47
Chatfield Village	Region 17	\$	122.69	\$	175.27	\$ 8,538,233.53	\$ 12,197,476.47
Chatham Township	Region 19	\$	532.84	\$	761.20	\$ 18,460,697.28	\$ 26,372,424.69
Chauncey Village	Region 10	\$	117.56	\$	167.95	\$ 7,572,821.33	\$ 10,818,316.18
Cherry Fork Village	Region 09	\$	601.28	\$	858.97	\$ 14,600,619.13	\$ 20,858,027.33
Cherry Valley Township	Region 13	\$	662.21	\$	946.02	\$ 13,152,362.77	\$ 18,789,089.68
Chesapeake Village							

Subdivision	Region	Direct Payment to Subdivision - 70%		Direct Payment to Subdivision - 100%		Average of Foundation Regional Total at 70%	Average of Foundation Regional Total at 100%
	Region 10	\$	3,088.85	\$	4,412.64	\$ 7,572,821.33	\$ 10,818,316.18
Cheshire Township	Region 10	\$	1,480.07	\$	2,114.39	\$ 7,572,821.33	\$ 10,818,316.18
Cheshire Village	Region 10	\$	237.87	\$	339.81	\$ 7,572,821.33	\$ 10,818,316.18
Chester Township CLINTON COUNTY	Region 14	\$	2,704.68	\$	3,863.82	\$ 38,120,719.54	\$ 54,458,170.78
Chester Township GEAUGA COUNTY	Region 13	\$	35,641.75	\$	50,916.79	\$ 13,152,362.77	\$ 18,789,089.68
Chester Township MORROW COUNTY	Region 18	\$	724.29	\$	1,034.70	\$ 12,692,254.44	\$ 18,131,792.05
Chester Township WAYNE COUNTY	Region 19	\$	594.19	\$	848.85	\$ 18,460,697.28	\$ 26,372,424.69
Chesterhill Village	Region 12	\$	135.20	\$	193.14	\$ 6,134,324.33	\$ 8,763,320.48
Chesterville Village	Region 18	\$	74.93	\$	107.04	\$ 12,692,254.44	\$ 18,131,792.05
Cheviot City	Region 02	\$	24,973.57	\$	35,676.53	\$ 25,477,301.51	\$ 36,396,145.01
Chickasaw Village	Region 15	\$	458.51	\$	655.02	\$ 10,223,923.32	\$ 14,605,604.74
Chillicothe City	Region 09	\$	439,481.33	\$	627,830.47	\$ 14,600,619.13	\$ 20,858,027.33
Chilo Village	Region 14	\$	216.85	\$	309.78	\$ 38,120,719.54	\$ 54,458,170.78
Chippewa Lake Village	Region 19	\$	716.00	\$	1,022.86	\$ 18,460,697.28	\$ 26,372,424.69
Chippewa Township	Region 19	\$	3,646.94	\$	5,209.91	\$ 18,460,697.28	\$ 26,372,424.69
Christiansburg Village	Region 15	\$	357.84	\$	511.20	\$ 10,223,923.32	\$ 14,605,604.74
Cincinnati City	Region 02	\$	2,710,957.03	\$	3,872,795.76	\$ 25,477,301.51	\$ 36,396,145.01
Circleville City	Region 09	\$	486,761.21	\$	695,373.15	\$ 14,600,619.13	\$ 20,858,027.33
Circleville Township	Region 09	\$	904.25	\$	1,291.79	\$ 14,600,619.13	\$ 20,858,027.33
Claibourne Township							

Subdivision	Region	Direct Payment to Subdivision - 70%	Direct Payment to Subdivision - 100%	Average of Foundation Regional Total at 70%	Average of Foundation Regional Total at 100%
	Region 18	\$ 29.76	\$ 42.51	\$ 12,692,254.44	\$ 18,131,792.05
Claridon Township	Region 13	\$ 3,630.30	\$ 5,186.15	\$ 13,152,362.77	\$ 18,789,089.68
Clarington Village	Region 12	\$ 70.32	\$ 100.46	\$ 6,134,324.33	\$ 8,763,320.48
Clark County	Region 14	\$ 1,713,507.30	\$ 2,447,867.57	\$ 38,120,719.54	\$ 54,458,170.78
Clark Township BROWN COUNTY	Region 09	\$ 7,563.71	\$ 10,805.29	\$ 14,600,619.13	\$ 20,858,027.33
Clark Township CLINTON COUNTY	Region 14	\$ 1,541.04	\$ 2,201.48	\$ 38,120,719.54	\$ 54,458,170.78
Clarksburg Village	Region 09	\$ 41.61	\$ 59.45	\$ 14,600,619.13	\$ 20,858,027.33
Clarksfield Township	Region 19	\$ 1,045.21	\$ 1,493.16	\$ 18,460,697.28	\$ 26,372,424.69
Clarksville Village	Region 14	\$ 597.54	\$ 853.63	\$ 38,120,719.54	\$ 54,458,170.78
Clay Center Village	Region 17	\$ 87.18	\$ 124.54	\$ 8,538,233.53	\$ 12,197,476.47
Clay Township AUGLAIZE COUNTY	Region 15	\$ 627.66	\$ 896.66	\$ 10,223,923.32	\$ 14,605,604.74
Clay Township HIGHLAND COUNTY	Region 09	\$ 509.55	\$ 727.92	\$ 14,600,619.13	\$ 20,858,027.33
Clay Township MONTGOMERY COUNTY	Region 08	\$ 8,199.33	\$ 11,713.33	\$ 22,270,316.03	\$ 31,814,737.19
Clay Township MUSKINGUM COUNTY	Region 12	\$ 565.77	\$ 808.24	\$ 6,134,324.33	\$ 8,763,320.48
Clay Township OTTAWA COUNTY	Region 17	\$ 3,710.06	\$ 5,300.08	\$ 8,538,233.53	\$ 12,197,476.47
Clay Township SCIOTO COUNTY	Region 09	\$ 9,140.92	\$ 13,058.45	\$ 14,600,619.13	\$ 20,858,027.33
Clay Township TUSCARAWAS COUNTY	Region 11	\$ 69.47	\$ 99.24	\$ 8,884,635.63	\$ 12,692,336.61
Clayton City	Region 08	\$ 52,898.36	\$ 75,569.08	\$ 22,270,316.03	\$ 31,814,737.19
Clayton Township	Region 12	\$ 606.77	\$ 866.81	\$ 6,134,324.33	\$ 8,763,320.48
Clear Creek Township					

Subdivision	Region	Direct Payment to Subdivision - 70%	Direct Payment to Subdivision - 100%	Average of Foundation Regional Total at 70%	Average of Foundation Regional Total at 100%
	Region 14	\$ 123,281.27	\$ 176,116.10	\$ 38,120,719.54	\$ 54,458,170.78
Clearcreek Township	Region 18	\$ 1,539.53	\$ 2,199.32	\$ 12,692,254.44	\$ 18,131,792.05
Clermont County	Region 14	\$ 2,700,049.89	\$ 3,857,214.13	\$ 38,120,719.54	\$ 54,458,170.78
Cleveland City	Region 03	\$ 2,539,018.36	\$ 3,627,169.08	\$ 10,014,097.95	\$ 14,305,854.22
Cleveland Heights City	Region 03	\$ 121,463.55	\$ 173,519.36	\$ 10,014,097.95	\$ 14,305,854.22
Cleves Village	Region 02	\$ 4,509.61	\$ 6,442.30	\$ 25,477,301.51	\$ 36,396,145.01
Clifton Village	Region 14	\$ 422.56	\$ 603.65	\$ 38,120,719.54	\$ 54,458,170.78
Clinton County	Region 14	\$ 564,490.84	\$ 806,415.48	\$ 38,120,719.54	\$ 54,458,170.78
Clinton Township FRANKLIN COUNTY	Region 01	\$ 15,205.02	\$ 21,721.46	\$ 30,845,669.85	\$ 44,065,242.64
Clinton Township FULTON COUNTY	Region 16	\$ 913.97	\$ 1,305.68	\$ 3,484,680.00	\$ 4,978,114.29
Clinton Township SENECA COUNTY	Region 17	\$ 1,046.28	\$ 1,494.68	\$ 8,538,233.53	\$ 12,197,476.47
Clinton Township SHELBY COUNTY	Region 15	\$ 775.79	\$ 1,108.28	\$ 10,223,923.32	\$ 14,605,604.74
Clinton Township VINTON COUNTY	Region 10	\$ 403.42	\$ 576.31	\$ 7,572,821.33	\$ 10,818,316.18
Clinton Township WAYNE COUNTY	Region 19	\$ 272.57	\$ 389.38	\$ 18,460,697.28	\$ 26,372,424.69
Clinton Village	Region 05	\$ 1,603.67	\$ 2,290.96	\$ 5,829,292.48	\$ 8,327,560.68
Cloverdale Village	Region 16	\$ 280.15	\$ 400.22	\$ 3,484,680.00	\$ 4,978,114.29
Clyde City	Region 17	\$ 31,009.13	\$ 44,298.76	\$ 8,538,233.53	\$ 12,197,476.47
Coal Grove Village	Region 10	\$ 7,060.22	\$ 10,086.03	\$ 7,572,821.33	\$ 10,818,316.18
Coal Township JACKSON COUNTY	Region 10	\$ 701.18	\$ 1,001.69	\$ 7,572,821.33	\$ 10,818,316.18
Coal Township PERRY COUNTY					

Subdivision	Region	Direct Payment to Subdivision - 70%	Direct Payment to Subdivision - 100%	Average of Foundation Regional Total at 70%	Average of Foundation Regional Total at 100%
	Region 12	\$ 500.58	\$ 715.12	\$ 6,134,324.33	\$ 8,763,320.48
Coalton Village	Region 10	\$ 3,428.00	\$ 4,897.15	\$ 7,572,821.33	\$ 10,818,316.18
Coitsville Township	Region 07	\$ 6,772.33	\$ 9,674.76	\$ 15,293,289.75	\$ 21,847,556.79
Coldwater Village	Region 15	\$ 7,698.01	\$ 10,997.15	\$ 10,223,923.32	\$ 14,605,604.74
Colerain Township BELMONT COUNTY	Region 11	\$ 852.54	\$ 1,217.91	\$ 8,884,635.63	\$ 12,692,336.61
Colerain Township HAMILTON COUNTY	Region 02	\$ 197,139.32	\$ 281,627.60	\$ 25,477,301.51	\$ 36,396,145.01
College Corner Village	Region 14	\$ 1,510.20	\$ 2,157.43	\$ 38,120,719.54	\$ 54,458,170.78
	Region 15	\$ 1,678.22	\$ 2,397.46	\$ 10,223,923.32	\$ 14,605,604.74
College Township	Region 18	\$ 4,034.04	\$ 5,762.91	\$ 12,692,254.44	\$ 18,131,792.05
Columbia Township HAMILTON COUNTY	Region 02	\$ 12,869.45	\$ 18,384.93	\$ 25,477,301.51	\$ 36,396,145.01
Columbia Township LORAIN COUNTY	Region 19	\$ 6,275.92	\$ 8,965.60	\$ 18,460,697.28	\$ 26,372,424.69
Columbia Township MEIGS COUNTY	Region 10	\$ 95.41	\$ 136.30	\$ 7,572,821.33	\$ 10,818,316.18
Columbiana City	Region 07	\$ 2,908.47	\$ 4,154.96	\$ 15,293,289.75	\$ 21,847,556.79
	Region 11	\$ 27,049.17	\$ 38,641.68	\$ 8,884,635.63	\$ 12,692,336.61
Columbiana County	Region 11	\$ 963,411.60	\$ 1,376,302.28	\$ 8,884,635.63	\$ 12,692,336.61
Columbus City	Region 01	\$ 5,559,546.66	\$ 7,942,209.52	\$ 30,845,669.85	\$ 44,065,242.64
	Region 18	\$ 131,293.68	\$ 187,562.40	\$ 12,692,254.44	\$ 18,131,792.05
Columbus Grove Village	Region 16	\$ 1,961.07	\$ 2,801.53	\$ 3,484,680.00	\$ 4,978,114.29
Commercial Point Village	Region 09	\$ 1,246.77	\$ 1,781.10	\$ 14,600,619.13	\$ 20,858,027.33
Concord Township DELAWARE COUNTY	Region 18	\$ 18,621.88	\$ 26,602.69	\$ 12,692,254.44	\$ 18,131,792.05
Concord Township FAYETTE COUNTY	Region 09	\$ 451.48	\$ 644.97	\$ 14,600,619.13	\$ 20,858,027.33
Concord Township HIGHLAND COUNTY					

Subdivision	Region	Direct Payment to Subdivision - 70%		Direct Payment to Subdivision - 100%		Average of Foundation Regional Total at 70%	Average of Foundation Regional Total at 100%
	Region 09	\$	95.54	\$	136.49	\$ 14,600,619.13	\$ 20,858,027.33
Concord Township LAKE COUNTY							
	Region 13	\$	46,407.96	\$	66,297.09	\$ 13,152,362.77	\$ 18,789,089.68
Concord Township MIAMI COUNTY							
	Region 15	\$	6,805.90	\$	9,722.72	\$ 10,223,923.32	\$ 14,605,604.74
Concord Township ROSS COUNTY							
	Region 09	\$	4,827.18	\$	6,895.97	\$ 14,600,619.13	\$ 20,858,027.33
Conesville Village							
	Region 12	\$	274.95	\$	392.78	\$ 6,134,324.33	\$ 8,763,320.48
Congress Township MORROW COUNTY							
	Region 18	\$	49.95	\$	71.36	\$ 12,692,254.44	\$ 18,131,792.05
Congress Township WAYNE COUNTY							
	Region 19	\$	54.51	\$	77.88	\$ 18,460,697.28	\$ 26,372,424.69
Congress Village							
	Region 19	\$	196.58	\$	280.83	\$ 18,460,697.28	\$ 26,372,424.69
Conneaut City							
	Region 13	\$	70,625.02	\$	100,892.89	\$ 13,152,362.77	\$ 18,789,089.68
Continental Village							
	Region 16	\$	1,937.72	\$	2,768.18	\$ 3,484,680.00	\$ 4,978,114.29
Convoy Village							
	Region 16	\$	2,218.79	\$	3,169.70	\$ 3,484,680.00	\$ 4,978,114.29
Coolville Village							
	Region 10	\$	411.47	\$	587.82	\$ 7,572,821.33	\$ 10,818,316.18
Copley Township							
	Region 05	\$	90,933.55	\$	129,905.07	\$ 5,829,292.48	\$ 8,327,560.68
Corning Village							
	Region 12	\$	1,532.09	\$	2,188.70	\$ 6,134,324.33	\$ 8,763,320.48
Cortland City							
	Region 07	\$	49,309.79	\$	70,442.56	\$ 15,293,289.75	\$ 21,847,556.79
Corwin Village							
	Region 14	\$	704.06	\$	1,005.80	\$ 38,120,719.54	\$ 54,458,170.78
Coshocton City							
	Region 12	\$	25,005.79	\$	35,722.55	\$ 6,134,324.33	\$ 8,763,320.48
Coshocton County							
	Region 12	\$	266,472.99	\$	380,675.70	\$ 6,134,324.33	\$ 8,763,320.48
Coventry Township							
	Region 05	\$	15,887.21	\$	22,696.01	\$ 5,829,292.48	\$ 8,327,560.68
Covington Village							

Subdivision	Region	Direct Payment to Subdivision - 70%		Direct Payment to Subdivision - 100%		Average of Foundation Regional Total at 70%	Average of Foundation Regional Total at 100%
	Region 15	\$	10,889.45	\$	15,556.35	\$ 10,223,923.32	\$ 14,605,604.74
Craig Beach Village	Region 07	\$	588.90	\$	841.28	\$ 15,293,289.75	\$ 21,847,556.79
Cranberry Township	Region 17	\$	230.04	\$	328.63	\$ 8,538,233.53	\$ 12,197,476.47
Crane Township PAULDING COUNTY	Region 16	\$	164.90	\$	235.58	\$ 3,484,680.00	\$ 4,978,114.29
Crane Township WYANDOT COUNTY	Region 17	\$	799.09	\$	1,141.56	\$ 8,538,233.53	\$ 12,197,476.47
Crawford County	Region 17	\$	365,964.71	\$	522,806.72	\$ 8,538,233.53	\$ 12,197,476.47
Crawford Township COSHOCTON COUNTY	Region 12	\$	334.56	\$	477.95	\$ 6,134,324.33	\$ 8,763,320.48
Crawford Township WYANDOT COUNTY	Region 17	\$	152.21	\$	217.44	\$ 8,538,233.53	\$ 12,197,476.47
Crestline Village	Region 17	\$	23,399.59	\$	33,427.99	\$ 8,538,233.53	\$ 12,197,476.47
	Region 19	\$	78.14	\$	111.63	\$ 18,460,697.28	\$ 26,372,424.69
Creston Village	Region 19	\$	1,071.16	\$	1,530.22	\$ 18,460,697.28	\$ 26,372,424.69
Cridersville Village	Region 15	\$	6,427.27	\$	9,181.81	\$ 10,223,923.32	\$ 14,605,604.74
Crooksville Village	Region 12	\$	6,113.18	\$	8,733.12	\$ 6,134,324.33	\$ 8,763,320.48
Crosby Township	Region 02	\$	6,311.10	\$	9,015.85	\$ 25,477,301.51	\$ 36,396,145.01
Cross Creek Township	Region 11	\$	8,629.97	\$	12,328.53	\$ 8,884,635.63	\$ 12,692,336.61
Crown City Village	Region 10	\$	766.47	\$	1,094.95	\$ 7,572,821.33	\$ 10,818,316.18
Cumberland Village	Region 12	\$	994.18	\$	1,420.26	\$ 6,134,324.33	\$ 8,763,320.48
Custar Village	Region 17	\$	34.53	\$	49.33	\$ 8,538,233.53	\$ 12,197,476.47
Cuyahoga Falls City	Region 05	\$	255,459.27	\$	364,941.82	\$ 5,829,292.48	\$ 8,327,560.68
Cuyahoga Heights Village	Region 03	\$	27,326.79	\$	39,038.27	\$ 10,014,097.95	\$ 14,305,854.22

Subdivision	Region	Direct Payment to Subdivision - 70%		Direct Payment to Subdivision - 100%		Average of Foundation Regional Total at 70%	Average of Foundation Regional Total at 100%
Cygnets Village	Region 17	\$	353.95	\$	505.64	\$ 8,538,233.53	\$ 12,197,476.47
Cynthian Township	Region 15	\$	37.54	\$	53.63	\$ 10,223,923.32	\$ 14,605,604.74
Dallas Township	Region 17	\$	214.71	\$	306.72	\$ 8,538,233.53	\$ 12,197,476.47
Dalton Village	Region 19	\$	1,684.46	\$	2,406.37	\$ 18,460,697.28	\$ 26,372,424.69
Damascus Township	Region 16	\$	1,107.01	\$	1,581.44	\$ 3,484,680.00	\$ 4,978,114.29
Danbury Township	Region 17	\$	5,434.31	\$	7,763.30	\$ 8,538,233.53	\$ 12,197,476.47
Danville Village	Region 18	\$	3,078.00	\$	4,397.14	\$ 12,692,254.44	\$ 18,131,792.05
Darby Township MADISON COUNTY	Region 14	\$	1,599.87	\$	2,285.52	\$ 38,120,719.54	\$ 54,458,170.78
Darby Township UNION COUNTY	Region 18	\$	595.13	\$	850.18	\$ 12,692,254.44	\$ 18,131,792.05
Darbyville Village	Region 09	\$	34.25	\$	48.93	\$ 14,600,619.13	\$ 20,858,027.33
Darke County	Region 15	\$	373,895.60	\$	534,136.58	\$ 10,223,923.32	\$ 14,605,604.74
Dayton City	Region 08	\$	1,882,870.44	\$	2,689,814.91	\$ 22,270,316.03	\$ 31,814,737.19
De Graff Village	Region 15	\$	1,842.64	\$	2,632.34	\$ 10,223,923.32	\$ 14,605,604.74
Decatur Township LAWRENCE COUNTY	Region 10	\$	147.09	\$	210.13	\$ 7,572,821.33	\$ 10,818,316.18
Decatur Township WASHINGTON COUNTY	Region 12	\$	164.94	\$	235.63	\$ 6,134,324.33	\$ 8,763,320.48
Deer Park City	Region 02	\$	15,153.69	\$	21,648.13	\$ 25,477,301.51	\$ 36,396,145.01
Deercreek Township	Region 09	\$	602.83	\$	861.19	\$ 14,600,619.13	\$ 20,858,027.33
Deerfield Township PORTAGE COUNTY	Region 13	\$	1,225.85	\$	1,751.21	\$ 13,152,362.77	\$ 18,789,089.68
Deerfield Township ROSS COUNTY	Region 09	\$	2,163.91	\$	3,091.30	\$ 14,600,619.13	\$ 20,858,027.33

Subdivision	Region	Direct Payment to Subdivision - 70%		Direct Payment to Subdivision - 100%		Average of Foundation Regional Total at 70%	Average of Foundation Regional Total at 100%
Deerfield Township WARREN COUNTY	Region 14	\$	162,362.45	\$	231,946.36	\$ 38,120,719.54	\$ 54,458,170.78
Deersville Village	Region 11	\$	29.50	\$	42.15	\$ 8,884,635.63	\$ 12,692,336.61
Defiance City	Region 16	\$	92,890.36	\$	132,700.51	\$ 3,484,680.00	\$ 4,978,114.29
Defiance County	Region 16	\$	241,079.26	\$	344,398.94	\$ 3,484,680.00	\$ 4,978,114.29
Defiance Township	Region 16	\$	1,011.37	\$	1,444.81	\$ 3,484,680.00	\$ 4,978,114.29
Delaware City	Region 18	\$	162,351.19	\$	231,930.28	\$ 12,692,254.44	\$ 18,131,792.05
Delaware County	Region 18	\$	679,111.39	\$	970,159.13	\$ 12,692,254.44	\$ 18,131,792.05
Delaware Township DEFIANCE COUNTY	Region 16	\$	2,116.10	\$	3,022.99	\$ 3,484,680.00	\$ 4,978,114.29
Delaware Township DELAWARE COUNTY	Region 18	\$	10,584.58	\$	15,120.83	\$ 12,692,254.44	\$ 18,131,792.05
Delaware Township HANCOCK COUNTY	Region 17	\$	188.28	\$	268.97	\$ 8,538,233.53	\$ 12,197,476.47
Delhi Township	Region 02	\$	88,896.96	\$	126,995.66	\$ 25,477,301.51	\$ 36,396,145.01
Dellroy Village	Region 11	\$	353.29	\$	504.70	\$ 8,884,635.63	\$ 12,692,336.61
Delphos City	Region 15	\$	9,971.05	\$	14,244.36	\$ 10,223,923.32	\$ 14,605,604.74
	Region 16	\$	14,148.34	\$	20,211.92	\$ 3,484,680.00	\$ 4,978,114.29
Delta Village	Region 16	\$	12,019.61	\$	17,170.88	\$ 3,484,680.00	\$ 4,978,114.29
Dennison Village	Region 11	\$	8,822.82	\$	12,604.02	\$ 8,884,635.63	\$ 12,692,336.61
Deshler Village	Region 16	\$	1,336.04	\$	1,908.63	\$ 3,484,680.00	\$ 4,978,114.29
Dexter City Village	Region 12	\$	97.28	\$	138.97	\$ 6,134,324.33	\$ 8,763,320.48
Dillonvale Village	Region 11	\$	1,752.96	\$	2,504.23	\$ 8,884,635.63	\$ 12,692,336.61
Dinsmore Township	Region 15	\$	588.10	\$	840.14	\$ 10,223,923.32	\$ 14,605,604.74

Subdivision	Region	Direct Payment to Subdivision - 70%		Direct Payment to Subdivision - 100%		Average of Foundation Regional Total at 70%	Average of Foundation Regional Total at 100%
Dodson Township	Region 09	\$	14,936.05	\$	21,337.22	\$ 14,600,619.13	\$ 20,858,027.33
Donnelsville Village	Region 14	\$	383.80	\$	548.28	\$ 38,120,719.54	\$ 54,458,170.78
Dorset Township	Region 13	\$	165.55	\$	236.50	\$ 13,152,362.77	\$ 18,789,089.68
Dover City	Region 11	\$	58,758.57	\$	83,940.81	\$ 8,884,635.63	\$ 12,692,336.61
Dover Township ATHENS COUNTY	Region 10	\$	705.39	\$	1,007.69	\$ 7,572,821.33	\$ 10,818,316.18
Dover Township TUSCARAWAS COUNTY	Region 11	\$	125.05	\$	178.64	\$ 8,884,635.63	\$ 12,692,336.61
Dover Township UNION COUNTY	Region 18	\$	722.65	\$	1,032.36	\$ 12,692,254.44	\$ 18,131,792.05
Doylestown Village	Region 19	\$	2,921.91	\$	4,174.16	\$ 18,460,697.28	\$ 26,372,424.69
Dresden Village	Region 12	\$	3,960.39	\$	5,657.70	\$ 6,134,324.33	\$ 8,763,320.48
Dublin City	Region 01	\$	116,460.28	\$	166,371.82	\$ 30,845,669.85	\$ 44,065,242.64
	Region 18	\$	17,483.52	\$	24,976.45	\$ 12,692,254.44	\$ 18,131,792.05
Dublin Township	Region 15	\$	610.75	\$	872.50	\$ 10,223,923.32	\$ 14,605,604.74
Duchouquet Township	Region 15	\$	1,531.50	\$	2,187.85	\$ 10,223,923.32	\$ 14,605,604.74
Dunham Township	Region 12	\$	612.64	\$	875.21	\$ 6,134,324.33	\$ 8,763,320.48
Dunkirk Village	Region 17	\$	737.97	\$	1,054.24	\$ 8,538,233.53	\$ 12,197,476.47
Dupont Village	Region 16	\$	933.84	\$	1,334.06	\$ 3,484,680.00	\$ 4,978,114.29
Eagle Township BROWN COUNTY	Region 09	\$	12,766.48	\$	18,237.84	\$ 14,600,619.13	\$ 20,858,027.33
Eagle Township VINTON COUNTY	Region 10	\$	311.73	\$	445.33	\$ 7,572,821.33	\$ 10,818,316.18
East Canton Village	Region 06	\$	3,502.42	\$	5,003.46	\$ 7,329,523.03	\$ 10,470,747.19
East Cleveland City							

Subdivision	Region	Direct Payment to Subdivision - 70%		Direct Payment to Subdivision - 100%		Average of Foundation Regional Total at 70%	Average of Foundation Regional Total at 100%
	Region 03	\$	78,693.36	\$	112,419.09	\$ 10,014,097.95	\$ 14,305,854.22
East Liverpool City	Region 11	\$	52,011.88	\$	74,302.68	\$ 8,884,635.63	\$ 12,692,336.61
East Palestine Village	Region 11	\$	23,387.51	\$	33,410.73	\$ 8,884,635.63	\$ 12,692,336.61
East Sparta Village	Region 06	\$	613.97	\$	877.10	\$ 7,329,523.03	\$ 10,470,747.19
East Union Township	Region 19	\$	501.52	\$	716.46	\$ 18,460,697.28	\$ 26,372,424.69
Eastlake City	Region 13	\$	98,815.69	\$	141,165.27	\$ 13,152,362.77	\$ 18,789,089.68
Eaton City	Region 15	\$	86,804.15	\$	124,005.93	\$ 10,223,923.32	\$ 14,605,604.74
Eaton Township	Region 19	\$	631.71	\$	902.45	\$ 18,460,697.28	\$ 26,372,424.69
Eden Township LICKING COUNTY	Region 18	\$	627.22	\$	896.02	\$ 12,692,254.44	\$ 18,131,792.05
Eden Township SENECA COUNTY	Region 17	\$	155.53	\$	222.18	\$ 8,538,233.53	\$ 12,197,476.47
Eden Township WYANDOT COUNTY	Region 17	\$	133.18	\$	190.26	\$ 8,538,233.53	\$ 12,197,476.47
Edgerton Village	Region 16	\$	5,972.23	\$	8,531.75	\$ 3,484,680.00	\$ 4,978,114.29
Edinburg Township	Region 13	\$	1,655.47	\$	2,364.95	\$ 13,152,362.77	\$ 18,789,089.68
Edison Village	Region 18	\$	274.73	\$	392.47	\$ 12,692,254.44	\$ 18,131,792.05
Edon Village	Region 16	\$	1,961.20	\$	2,801.71	\$ 3,484,680.00	\$ 4,978,114.29
Eldorado Village	Region 15	\$	461.60	\$	659.43	\$ 10,223,923.32	\$ 14,605,604.74
Elgin Village	Region 16	\$	87.35	\$	124.79	\$ 3,484,680.00	\$ 4,978,114.29
Elida Village	Region 15	\$	1,576.65	\$	2,252.35	\$ 10,223,923.32	\$ 14,605,604.74
Elizabeth Township LAWRENCE COUNTY	Region 10	\$	1,348.31	\$	1,926.15	\$ 7,572,821.33	\$ 10,818,316.18
Elizabeth Township MIAMI COUNTY							

Subdivision	Region	Direct Payment to Subdivision - 70%	Direct Payment to Subdivision - 100%	Average of Foundation Regional Total at 70%	Average of Foundation Regional Total at 100%
	Region 15	\$ 64.06	\$ 91.51	\$ 10,223,923.32	\$ 14,605,604.74
Elk Township NOBLE COUNTY					
	Region 12	\$ 48.64	\$ 69.49	\$ 6,134,324.33	\$ 8,763,320.48
Elk Township VINTON COUNTY					
	Region 10	\$ 366.74	\$ 523.92	\$ 7,572,821.33	\$ 10,818,316.18
Elkrun Township					
	Region 11	\$ 600.64	\$ 858.06	\$ 8,884,635.63	\$ 12,692,336.61
Ellsworth Township					
	Region 07	\$ 277.13	\$ 395.90	\$ 15,293,289.75	\$ 21,847,556.79
Elmore Village					
	Region 17	\$ 2,334.53	\$ 3,335.04	\$ 8,538,233.53	\$ 12,197,476.47
Elmwood Place Village					
	Region 02	\$ 6,346.42	\$ 9,066.31	\$ 25,477,301.51	\$ 36,396,145.01
Elyria City					
	Region 19	\$ 371,996.00	\$ 531,422.85	\$ 18,460,697.28	\$ 26,372,424.69
Elyria Township					
	Region 19	\$ 1,084.90	\$ 1,549.85	\$ 18,460,697.28	\$ 26,372,424.69
Empire Village					
	Region 11	\$ 1,415.86	\$ 2,022.65	\$ 8,884,635.63	\$ 12,692,336.61
Englewood City					
	Region 08	\$ 88,552.76	\$ 126,503.95	\$ 22,270,316.03	\$ 31,814,737.19
Enon Village					
	Region 14	\$ 5,411.56	\$ 7,730.80	\$ 38,120,719.54	\$ 54,458,170.78
Erie County					
	Region 19	\$ 639,102.73	\$ 913,003.91	\$ 18,460,697.28	\$ 26,372,424.69
Erie Township					
	Region 17	\$ 852.44	\$ 1,217.77	\$ 8,538,233.53	\$ 12,197,476.47
Euclid City					
	Region 03	\$ 132,093.42	\$ 188,704.89	\$ 10,014,097.95	\$ 14,305,854.22
Evendale Village					
	Region 02	\$ 47,992.59	\$ 68,560.84	\$ 25,477,301.51	\$ 36,396,145.01
Fairborn City					
	Region 14	\$ 217,755.98	\$ 311,079.97	\$ 38,120,719.54	\$ 54,458,170.78
Fairfax Village					
	Region 02	\$ 11,197.48	\$ 15,996.41	\$ 25,477,301.51	\$ 36,396,145.01
Fairfield City					
	Region 02	\$ -	\$ -	\$ 25,477,301.51	\$ 36,396,145.01
	Region 14	\$ 408,038.61	\$ 582,912.30	\$ 38,120,719.54	\$ 54,458,170.78

Subdivision	Region	Direct Payment to Subdivision - 70%		Direct Payment to Subdivision - 100%		Average of Foundation Regional Total at 70%	Average of Foundation Regional Total at 100%		
Fairfield County	Region 18	\$	880,562.83	\$	1,257,946.91	\$	12,692,254.44	\$	18,131,792.05
Fairfield Township BUTLER COUNTY	Region 14	\$	112,956.75	\$	161,366.79	\$	38,120,719.54	\$	54,458,170.78
Fairfield Township COLUMBIANA COUNTY	Region 11	\$	3,491.23	\$	4,987.48	\$	8,884,635.63	\$	12,692,336.61
Fairfield Township HURON COUNTY	Region 19	\$	948.43	\$	1,354.90	\$	18,460,697.28	\$	26,372,424.69
Fairfield Township TUSCARAWAS COUNTY	Region 11	\$	583.56	\$	833.65	\$	8,884,635.63	\$	12,692,336.61
Fairfield Township WASHINGTON COUNTY	Region 12	\$	70.69	\$	100.99	\$	6,134,324.33	\$	8,763,320.48
Fairlawn City	Region 05	\$	95,228.13	\$	136,040.18	\$	5,829,292.48	\$	8,327,560.68
Fairport Harbor Village	Region 13	\$	12,841.36	\$	18,344.80	\$	13,152,362.77	\$	18,789,089.68
Fairview Park City	Region 03	\$	30,875.65	\$	44,108.08	\$	10,014,097.95	\$	14,305,854.22
Fairview Village	Region 11	\$	130.41	\$	186.30	\$	8,884,635.63	\$	12,692,336.61
Falls Township HOCKING COUNTY	Region 10	\$	405.17	\$	578.81	\$	7,572,821.33	\$	10,818,316.18
Falls Township MUSKINGUM COUNTY	Region 12	\$	3,111.73	\$	4,445.33	\$	6,134,324.33	\$	8,763,320.48
Farmer Township	Region 16	\$	404.55	\$	577.93	\$	3,484,680.00	\$	4,978,114.29
Farmersville Village	Region 08	\$	1,927.27	\$	2,753.24	\$	22,270,316.03	\$	31,814,737.19
Farmington Township	Region 07	\$	2,163.76	\$	3,091.09	\$	15,293,289.75	\$	21,847,556.79
Fayette County	Region 09	\$	360,246.06	\$	514,637.22	\$	14,600,619.13	\$	20,858,027.33
Fayette Township	Region 10	\$	1,887.63	\$	2,696.61	\$	7,572,821.33	\$	10,818,316.18
Fayette Village	Region 16	\$	1,741.72	\$	2,488.18	\$	3,484,680.00	\$	4,978,114.29
Fayetteville Village	Region 09	\$	4,153.48	\$	5,933.54	\$	14,600,619.13	\$	20,858,027.33

Subdivision	Region	Direct Payment to Subdivision - 70%		Direct Payment to Subdivision - 100%		Average of Foundation Regional Total at 70%	Average of Foundation Regional Total at 100%
Fearing Township	Region 12	\$	589.08	\$	841.54	\$ 6,134,324.33	\$ 8,763,320.48
Felicity Village	Region 14	\$	4,326.73	\$	6,181.04	\$ 38,120,719.54	\$ 54,458,170.78
Findlay City	Region 17	\$	163,872.44	\$	234,103.49	\$ 8,538,233.53	\$ 12,197,476.47
Fitchville Township	Region 19	\$	483.89	\$	691.28	\$ 18,460,697.28	\$ 26,372,424.69
Flatrock Township	Region 16	\$	238.58	\$	340.83	\$ 3,484,680.00	\$ 4,978,114.29
Fletcher Village	Region 15	\$	1,713.49	\$	2,447.84	\$ 10,223,923.32	\$ 14,605,604.74
Florence Township ERIE COUNTY	Region 19	\$	1,860.45	\$	2,657.79	\$ 18,460,697.28	\$ 26,372,424.69
Florence Township WILLIAMS COUNTY	Region 16	\$	376.73	\$	538.18	\$ 3,484,680.00	\$ 4,978,114.29
Florida Village	Region 16	\$	2,194.93	\$	3,135.61	\$ 3,484,680.00	\$ 4,978,114.29
Flushing Township	Region 11	\$	832.71	\$	1,189.59	\$ 8,884,635.63	\$ 12,692,336.61
Flushing Village	Region 11	\$	654.27	\$	934.68	\$ 8,884,635.63	\$ 12,692,336.61
Forest Park City	Region 02	\$	121,465.04	\$	173,521.49	\$ 25,477,301.51	\$ 36,396,145.01
Forest Village	Region 17	\$	3,288.86	\$	4,698.38	\$ 8,538,233.53	\$ 12,197,476.47
Fort Jennings Village	Region 16	\$	595.32	\$	850.46	\$ 3,484,680.00	\$ 4,978,114.29
Fort Loramie Village	Region 15	\$	1,801.84	\$	2,574.06	\$ 10,223,923.32	\$ 14,605,604.74
Fort Recovery Village	Region 15	\$	1,399.64	\$	1,999.48	\$ 10,223,923.32	\$ 14,605,604.74
Fostoria City	Region 17	\$	72,224.23	\$	103,177.47	\$ 8,538,233.53	\$ 12,197,476.47
Fowler Township	Region 07	\$	6,707.67	\$	9,582.39	\$ 15,293,289.75	\$ 21,847,556.79
Frankfort Village	Region 09	\$	11,235.15	\$	16,050.22	\$ 14,600,619.13	\$ 20,858,027.33

Subdivision	Region	Direct Payment to Subdivision - 70%		Direct Payment to Subdivision - 100%		Average of Foundation Regional Total at 70%	Average of Foundation Regional Total at 100%
Franklin City	Region 14	\$	75,438.82	\$	107,769.74	\$ 38,120,719.54	\$ 54,458,170.78
Franklin County	Region 01	\$	8,161,876.91	\$	11,659,824.16	\$ 30,845,669.85	\$ 44,065,242.64
Franklin Township ADAMS COUNTY	Region 09	\$	1,412.04	\$	2,017.20	\$ 14,600,619.13	\$ 20,858,027.33
Franklin Township BROWN COUNTY	Region 09	\$	3,366.50	\$	4,809.29	\$ 14,600,619.13	\$ 20,858,027.33
Franklin Township CLERMONT COUNTY	Region 14	\$	4,812.88	\$	6,875.54	\$ 38,120,719.54	\$ 54,458,170.78
Franklin Township COLUMBIANA COUNTY	Region 11	\$	863.42	\$	1,233.46	\$ 8,884,635.63	\$ 12,692,336.61
Franklin Township COSHOCTON COUNTY	Region 12	\$	345.35	\$	493.36	\$ 6,134,324.33	\$ 8,763,320.48
Franklin Township DARKE COUNTY	Region 15	\$	676.53	\$	966.47	\$ 10,223,923.32	\$ 14,605,604.74
Franklin Township FRANKLIN COUNTY	Region 01	\$	62,166.14	\$	88,808.77	\$ 30,845,669.85	\$ 44,065,242.64
Franklin Township FULTON COUNTY	Region 16	\$	103.47	\$	147.81	\$ 3,484,680.00	\$ 4,978,114.29
Franklin Township JACKSON COUNTY	Region 10	\$	428.50	\$	612.14	\$ 7,572,821.33	\$ 10,818,316.18
Franklin Township MERCER COUNTY	Region 15	\$	1,705.01	\$	2,435.73	\$ 10,223,923.32	\$ 14,605,604.74
Franklin Township PORTAGE COUNTY	Region 13	\$	280.68	\$	400.98	\$ 13,152,362.77	\$ 18,789,089.68
Franklin Township RICHLAND COUNTY	Region 19	\$	1,207.55	\$	1,725.07	\$ 18,460,697.28	\$ 26,372,424.69
Franklin Township SHELBY COUNTY	Region 15	\$	1,664.20	\$	2,377.43	\$ 10,223,923.32	\$ 14,605,604.74
Franklin Township TUSCARAWAS COUNTY	Region 11	\$	4,404.46	\$	6,292.09	\$ 8,884,635.63	\$ 12,692,336.61
Franklin Township WARREN COUNTY	Region 14	\$	4,987.69	\$	7,125.27	\$ 38,120,719.54	\$ 54,458,170.78
Frazeysburg Village	Region 12	\$	452.62	\$	646.59	\$ 6,134,324.33	\$ 8,763,320.48
Fredericksburg Village	Region 19	\$	168.99	\$	241.42	\$ 18,460,697.28	\$ 26,372,424.69

Subdivision	Region	Direct Payment to Subdivision - 70%		Direct Payment to Subdivision - 100%		Average of Foundation Regional Total at 70%	Average of Foundation Regional Total at 100%
Fredericktown Village	Region 18	\$	7,858.22	\$	11,226.02	\$ 12,692,254.44	\$ 18,131,792.05
Freedom Township PORTAGE COUNTY	Region 13	\$	601.47	\$	859.24	\$ 13,152,362.77	\$ 18,789,089.68
Freedom Township WOOD COUNTY	Region 17	\$	1,735.21	\$	2,478.87	\$ 8,538,233.53	\$ 12,197,476.47
Freeport Township	Region 11	\$	363.29	\$	518.99	\$ 8,884,635.63	\$ 12,692,336.61
Freeport Village	Region 11	\$	148.01	\$	211.44	\$ 8,884,635.63	\$ 12,692,336.61
Fremont City	Region 17	\$	102,207.72	\$	146,011.03	\$ 8,538,233.53	\$ 12,197,476.47
Fulton County	Region 16	\$	258,050.91	\$	368,644.16	\$ 3,484,680.00	\$ 4,978,114.29
Fulton Village	Region 18	\$	174.04	\$	248.63	\$ 12,692,254.44	\$ 18,131,792.05
Fultonham Village	Region 12	\$	14.14	\$	20.21	\$ 6,134,324.33	\$ 8,763,320.48
Gahanna City	Region 01	\$	102,095.48	\$	145,850.68	\$ 30,845,669.85	\$ 44,065,242.64
Galena Village	Region 18	\$	197.73	\$	282.48	\$ 12,692,254.44	\$ 18,131,792.05
Galion City	Region 17	\$	62,049.75	\$	88,642.50	\$ 8,538,233.53	\$ 12,197,476.47
	Region 18	\$	-	\$	-	\$ 12,692,254.44	\$ 18,131,792.05
	Region 19	\$	-	\$	-	\$ 18,460,697.28	\$ 26,372,424.69
Gallia County	Region 10	\$	461,412.44	\$	659,160.62	\$ 7,572,821.33	\$ 10,818,316.18
Gallipolis Village	Region 10	\$	59,467.18	\$	84,953.11	\$ 7,572,821.33	\$ 10,818,316.18
Gambier Village	Region 18	\$	2,728.22	\$	3,897.46	\$ 12,692,254.44	\$ 18,131,792.05
Gann Village	Region 18	\$	46.64	\$	66.62	\$ 12,692,254.44	\$ 18,131,792.05
Garfield Heights City	Region 03	\$	72,258.61	\$	103,226.59	\$ 10,014,097.95	\$ 14,305,854.22
Garrettsville Village	Region 13	\$	5,775.52	\$	8,250.75	\$ 13,152,362.77	\$ 18,789,089.68
Gaspar Township							

Subdivision	Region	Direct Payment to Subdivision - 70%		Direct Payment to Subdivision - 100%		Average of Foundation Regional Total at 70%	Average of Foundation Regional Total at 100%
	Region 15	\$	8,493.47	\$	12,133.52	\$ 10,223,923.32	\$ 14,605,604.74
Gates Mills Village	Region 03	\$	9,276.07	\$	13,251.52	\$ 10,014,097.95	\$ 14,305,854.22
Geauga County	Region 13	\$	568,958.99	\$	812,798.55	\$ 13,152,362.77	\$ 18,789,089.68
Geneva City	Region 13	\$	43,275.62	\$	61,822.32	\$ 13,152,362.77	\$ 18,789,089.68
Geneva Township	Region 13	\$	2,185.30	\$	3,121.86	\$ 13,152,362.77	\$ 18,789,089.68
Geneva-On-The-Lake Village	Region 13	\$	7,334.01	\$	10,477.16	\$ 13,152,362.77	\$ 18,789,089.68
Genoa Township	Region 18	\$	69,230.14	\$	98,900.20	\$ 12,692,254.44	\$ 18,131,792.05
Genoa Village	Region 17	\$	3,351.64	\$	4,788.06	\$ 8,538,233.53	\$ 12,197,476.47
Georgetown Village	Region 09	\$	37,118.99	\$	53,027.13	\$ 14,600,619.13	\$ 20,858,027.33
German Township AUGLAIZE COUNTY	Region 15	\$	439.36	\$	627.66	\$ 10,223,923.32	\$ 14,605,604.74
German Township CLARK COUNTY	Region 14	\$	17,059.85	\$	24,371.21	\$ 38,120,719.54	\$ 54,458,170.78
German Township FULTON COUNTY	Region 16	\$	1,793.46	\$	2,562.08	\$ 3,484,680.00	\$ 4,978,114.29
German Township HARRISON COUNTY	Region 11	\$	376.75	\$	538.21	\$ 8,884,635.63	\$ 12,692,336.61
German Township MONTGOMERY COUNTY	Region 08	\$	9,771.57	\$	13,959.39	\$ 22,270,316.03	\$ 31,814,737.19
Germantown City	Region 08	\$	23,431.49	\$	33,473.55	\$ 22,270,316.03	\$ 31,814,737.19
Gettysburg Village	Region 15	\$	2,396.22	\$	3,423.17	\$ 10,223,923.32	\$ 14,605,604.74
Gibson Township	Region 15	\$	139.96	\$	199.95	\$ 10,223,923.32	\$ 14,605,604.74
Gibsonburg Village	Region 17	\$	4,794.17	\$	6,848.82	\$ 8,538,233.53	\$ 12,197,476.47
Gilboa Village	Region 16	\$	221.79	\$	316.84	\$ 3,484,680.00	\$ 4,978,114.29
Gilead Township							

Subdivision	Region	Direct Payment to Subdivision - 70%	Direct Payment to Subdivision - 100%	Average of Foundation Regional Total at 70%	Average of Foundation Regional Total at 100%
	Region 18	\$ 416.26	\$ 594.66	\$ 12,692,254.44	\$ 18,131,792.05
Girard City	Region 07	\$ 98,571.50	\$ 140,816.43	\$ 15,293,289.75	\$ 21,847,556.79
Glandorf Village	Region 16	\$ 1,085.59	\$ 1,550.85	\$ 3,484,680.00	\$ 4,978,114.29
Glendale Village	Region 02	\$ 12,645.74	\$ 18,065.34	\$ 25,477,301.51	\$ 36,396,145.01
Glenford Village	Region 12	\$ 564.68	\$ 806.69	\$ 6,134,324.33	\$ 8,763,320.48
Glenmont Village	Region 11	\$ 106.62	\$ 152.32	\$ 8,884,635.63	\$ 12,692,336.61
Glenwillow Village	Region 03	\$ 6,078.19	\$ 8,683.13	\$ 10,014,097.95	\$ 14,305,854.22
Gloria Glens Park Village	Region 19	\$ 333.02	\$ 475.75	\$ 18,460,697.28	\$ 26,372,424.69
Glouster Village	Region 10	\$ 3,644.49	\$ 5,206.41	\$ 7,572,821.33	\$ 10,818,316.18
Gnadenhutten Village	Region 11	\$ 2,945.57	\$ 4,207.96	\$ 8,884,635.63	\$ 12,692,336.61
Golf Manor Village	Region 02	\$ 21,123.33	\$ 30,176.19	\$ 25,477,301.51	\$ 36,396,145.01
Good Hope Township	Region 10	\$ 76.84	\$ 109.77	\$ 7,572,821.33	\$ 10,818,316.18
Gordon Village	Region 15	\$ 52.04	\$ 74.34	\$ 10,223,923.32	\$ 14,605,604.74
Gorham Township	Region 16	\$ 551.83	\$ 788.33	\$ 3,484,680.00	\$ 4,978,114.29
Goshen Township AUGLAIZE COUNTY	Region 15	\$ 25.11	\$ 35.87	\$ 10,223,923.32	\$ 14,605,604.74
Goshen Township BELMONT COUNTY	Region 11	\$ 1,070.63	\$ 1,529.47	\$ 8,884,635.63	\$ 12,692,336.61
Goshen Township CHAMPAIGN COUNTY	Region 15	\$ 1,312.07	\$ 1,874.39	\$ 10,223,923.32	\$ 14,605,604.74
Goshen Township CLERMONT COUNTY	Region 14	\$ 77,759.61	\$ 111,085.16	\$ 38,120,719.54	\$ 54,458,170.78
Goshen Township HARDIN COUNTY	Region 17	\$ 375.87	\$ 536.96	\$ 8,538,233.53	\$ 12,197,476.47
Goshen Township MAHONING COUNTY					

Subdivision	Region	Direct Payment to Subdivision - 70%		Direct Payment to Subdivision - 100%		Average of Foundation Regional Total at 70%	Average of Foundation Regional Total at 100%
	Region 07	\$	13,873.75	\$	19,819.64	\$ 15,293,289.75	\$ 21,847,556.79
Goshen Township TUSCARAWAS COUNTY							
	Region 11	\$	69.47	\$	99.24	\$ 8,884,635.63	\$ 12,692,336.61
Grafton Township	Region 19	\$	3,186.03	\$	4,551.47	\$ 18,460,697.28	\$ 26,372,424.69
Grafton Village	Region 19	\$	9,434.48	\$	13,477.83	\$ 18,460,697.28	\$ 26,372,424.69
Grand Prairie Township	Region 18	\$	970.19	\$	1,385.99	\$ 12,692,254.44	\$ 18,131,792.05
Grand Rapids Township	Region 17	\$	466.18	\$	665.97	\$ 8,538,233.53	\$ 12,197,476.47
Grand Rapids Village	Region 17	\$	707.90	\$	1,011.28	\$ 8,538,233.53	\$ 12,197,476.47
Grand River Village	Region 13	\$	6,267.01	\$	8,952.88	\$ 13,152,362.77	\$ 18,789,089.68
Grand Township	Region 18	\$	52.44	\$	74.92	\$ 12,692,254.44	\$ 18,131,792.05
Grandview Heights City	Region 01	\$	51,290.03	\$	73,271.47	\$ 30,845,669.85	\$ 44,065,242.64
Grandview Township	Region 12	\$	836.49	\$	1,194.99	\$ 6,134,324.33	\$ 8,763,320.48
Granger Township	Region 19	\$	4,012.93	\$	5,732.76	\$ 18,460,697.28	\$ 26,372,424.69
Granville Township LICKING COUNTY	Region 18	\$	17,771.12	\$	25,387.31	\$ 12,692,254.44	\$ 18,131,792.05
Granville Township MERCER COUNTY	Region 15	\$	2,252.14	\$	3,217.35	\$ 10,223,923.32	\$ 14,605,604.74
Granville Village	Region 18	\$	14,648.10	\$	20,925.86	\$ 12,692,254.44	\$ 18,131,792.05
Gratiot Village	Region 18	\$	291.54	\$	416.49	\$ 12,692,254.44	\$ 18,131,792.05
Gratis Village	Region 15	\$	9,047.39	\$	12,924.84	\$ 10,223,923.32	\$ 14,605,604.74
Graysville Village	Region 12	\$	43.68	\$	62.39	\$ 6,134,324.33	\$ 8,763,320.48
Green Camp Township	Region 18	\$	1,678.17	\$	2,397.39	\$ 12,692,254.44	\$ 18,131,792.05
Green Camp Village							

Subdivision	Region	Direct Payment to Subdivision - 70%		Direct Payment to Subdivision - 100%		Average of Foundation Regional Total at 70%	Average of Foundation Regional Total at 100%
	Region 18	\$	288.44	\$	412.05	\$ 12,692,254.44	\$ 18,131,792.05
Green City	Region 05	\$	119,514.22	\$	170,734.60	\$ 5,829,292.48	\$ 8,327,560.68
Green Creek Township	Region 17	\$	969.04	\$	1,384.34	\$ 8,538,233.53	\$ 12,197,476.47
Green Springs Village	Region 17	\$	2,315.79	\$	3,308.27	\$ 8,538,233.53	\$ 12,197,476.47
Green Township ADAMS COUNTY	Region 09	\$	37.16	\$	53.08	\$ 14,600,619.13	\$ 20,858,027.33
Green Township BROWN COUNTY	Region 09	\$	4,896.73	\$	6,995.33	\$ 14,600,619.13	\$ 20,858,027.33
Green Township CLARK COUNTY	Region 14	\$	1,055.45	\$	1,507.78	\$ 38,120,719.54	\$ 54,458,170.78
Green Township CLINTON COUNTY	Region 14	\$	220.15	\$	314.50	\$ 38,120,719.54	\$ 54,458,170.78
Green Township FAYETTE COUNTY	Region 09	\$	174.25	\$	248.93	\$ 14,600,619.13	\$ 20,858,027.33
Green Township GALLIA COUNTY	Region 10	\$	1,295.06	\$	1,850.09	\$ 7,572,821.33	\$ 10,818,316.18
Green Township HAMILTON COUNTY	Region 02	\$	134,499.34	\$	192,141.91	\$ 25,477,301.51	\$ 36,396,145.01
Green Township HARRISON COUNTY	Region 11	\$	807.32	\$	1,153.32	\$ 8,884,635.63	\$ 12,692,336.61
Green Township HOCKING COUNTY	Region 10	\$	4,673.37	\$	6,676.25	\$ 7,572,821.33	\$ 10,818,316.18
Green Township MAHONING COUNTY	Region 07	\$	4,780.47	\$	6,829.24	\$ 15,293,289.75	\$ 21,847,556.79
Green Township MONROE COUNTY	Region 12	\$	8.79	\$	12.56	\$ 6,134,324.33	\$ 8,763,320.48
Green Township ROSS COUNTY	Region 09	\$	14,856.06	\$	21,222.94	\$ 14,600,619.13	\$ 20,858,027.33
Green Township SCIOTO COUNTY	Region 09	\$	30,750.36	\$	43,929.08	\$ 14,600,619.13	\$ 20,858,027.33
Green Township SHELBY COUNTY	Region 15	\$	87.59	\$	125.13	\$ 10,223,923.32	\$ 14,605,604.74
Greene County	Region 14	\$	1,278,061.45	\$	1,825,802.08	\$ 38,120,719.54	\$ 54,458,170.78
Greene Township							

Subdivision	Region	Direct Payment to Subdivision - 70%	Direct Payment to Subdivision - 100%	Average of Foundation Regional Total at 70%	Average of Foundation Regional Total at 100%
	Region 07	\$ 48.08	\$ 68.69	\$ 15,293,289.75	\$ 21,847,556.79
Greenfield Township FAIRFIELD COUNTY					
	Region 18	\$ 11,983.03	\$ 17,118.61	\$ 12,692,254.44	\$ 18,131,792.05
Greenfield Township HURON COUNTY					
	Region 19	\$ 1,587.17	\$ 2,267.39	\$ 18,460,697.28	\$ 26,372,424.69
Greenfield Village					
	Region 09	\$ 20,986.91	\$ 29,981.30	\$ 14,600,619.13	\$ 20,858,027.33
Greenhills Village					
	Region 02	\$ 11,597.82	\$ 16,568.31	\$ 25,477,301.51	\$ 36,396,145.01
Greensburg Township					
	Region 16	\$ 186.77	\$ 266.81	\$ 3,484,680.00	\$ 4,978,114.29
Greenville City					
	Region 15	\$ 77,679.53	\$ 110,970.75	\$ 10,223,923.32	\$ 14,605,604.74
Greenville Township					
	Region 15	\$ 19,844.88	\$ 28,349.83	\$ 10,223,923.32	\$ 14,605,604.74
Greenwich Village					
	Region 19	\$ 2,516.25	\$ 3,594.65	\$ 18,460,697.28	\$ 26,372,424.69
Groton Township					
	Region 19	\$ 835.01	\$ 1,192.87	\$ 18,460,697.28	\$ 26,372,424.69
Grove City City					
	Region 01	\$ 103,366.15	\$ 147,665.93	\$ 30,845,669.85	\$ 44,065,242.64
Groveport City					
	Region 01	\$ 17,703.30	\$ 25,290.42	\$ 30,845,669.85	\$ 44,065,242.64
Grover Hill Village					
	Region 16	\$ 262.82	\$ 375.45	\$ 3,484,680.00	\$ 4,978,114.29
Guernsey County					
	Region 12	\$ 410,359.99	\$ 586,228.56	\$ 6,134,324.33	\$ 8,763,320.48
Guilford Township					
	Region 19	\$ 8,542.05	\$ 12,202.93	\$ 18,460,697.28	\$ 26,372,424.69
Gustavus Township					
	Region 07	\$ 72.13	\$ 103.04	\$ 15,293,289.75	\$ 21,847,556.79
Guyan Township					
	Region 10	\$ 502.17	\$ 717.38	\$ 7,572,821.33	\$ 10,818,316.18
Hambden Township					
	Region 13	\$ 5,560.17	\$ 7,943.10	\$ 13,152,362.77	\$ 18,789,089.68
Hamden Village					
	Region 10	\$ 1,338.62	\$ 1,912.31	\$ 7,572,821.33	\$ 10,818,316.18
Hamer Township					

Subdivision	Region	Direct Payment to Subdivision - 70%	Direct Payment to Subdivision - 100%	Average of Foundation Regional Total at 70%	Average of Foundation Regional Total at 100%
	Region 09	\$ 63.69	\$ 90.99	\$ 14,600,619.13	\$ 20,858,027.33
Hamersville Village	Region 09	\$ 1,005.58	\$ 1,436.54	\$ 14,600,619.13	\$ 20,858,027.33
Hamilton City	Region 14	\$ 953,798.79	\$ 1,362,569.70	\$ 38,120,719.54	\$ 54,458,170.78
Hamilton County	Region 02	\$ 8,257,597.65	\$ 11,796,568.08	\$ 25,477,301.51	\$ 36,396,145.01
Hamilton Township FRANKLIN COUNTY	Region 01	\$ 36,085.01	\$ 51,550.01	\$ 30,845,669.85	\$ 44,065,242.64
Hamilton Township JACKSON COUNTY	Region 10	\$ 740.14	\$ 1,057.34	\$ 7,572,821.33	\$ 10,818,316.18
Hamilton Township LAWRENCE COUNTY	Region 10	\$ 1,397.34	\$ 1,996.19	\$ 7,572,821.33	\$ 10,818,316.18
Hamilton Township WARREN COUNTY	Region 14	\$ 63,560.24	\$ 90,800.34	\$ 38,120,719.54	\$ 54,458,170.78
Hamler Village	Region 16	\$ 572.59	\$ 817.99	\$ 3,484,680.00	\$ 4,978,114.29
Hancock County	Region 17	\$ 402,660.27	\$ 575,228.96	\$ 8,538,233.53	\$ 12,197,476.47
Hanging Rock Village	Region 10	\$ 2,819.19	\$ 4,027.41	\$ 7,572,821.33	\$ 10,818,316.18
Hanover Township BUTLER COUNTY	Region 14	\$ 13,851.90	\$ 19,788.42	\$ 38,120,719.54	\$ 54,458,170.78
Hanover Township COLUMBIANA COUNTY	Region 11	\$ 1,858.24	\$ 2,654.62	\$ 8,884,635.63	\$ 12,692,336.61
Hanover Township LICKING COUNTY	Region 18	\$ 6,089.22	\$ 8,698.89	\$ 12,692,254.44	\$ 18,131,792.05
Hanover Village	Region 18	\$ 1,136.83	\$ 1,624.04	\$ 12,692,254.44	\$ 18,131,792.05
Hanoverton Village	Region 11	\$ 1,472.21	\$ 2,103.16	\$ 8,884,635.63	\$ 12,692,336.61
Harbor View Village	Region 04	\$ 215.27	\$ 307.53	\$ 12,777,685.28	\$ 18,253,836.12
Hardin County	Region 17	\$ 315,261.18	\$ 450,373.12	\$ 8,538,233.53	\$ 12,197,476.47
Harding Township	Region 04	\$ 38.49	\$ 54.98	\$ 12,777,685.28	\$ 18,253,836.12
Hardy Township					

Subdivision	Region	Direct Payment to Subdivision - 70%		Direct Payment to Subdivision - 100%		Average of Foundation Regional Total at 70%	Average of Foundation Regional Total at 100%
	Region 11	\$	1,960.18	\$	2,800.26	\$ 8,884,635.63	\$ 12,692,336.61
Harlan Township	Region 14	\$	4,298.60	\$	6,140.86	\$ 38,120,719.54	\$ 54,458,170.78
Harlem Township	Region 18	\$	6,943.95	\$	9,919.93	\$ 12,692,254.44	\$ 18,131,792.05
Harmony Township CLARK COUNTY	Region 14	\$	2,667.40	\$	3,810.57	\$ 38,120,719.54	\$ 54,458,170.78
Harmony Township MORROW COUNTY	Region 18	\$	166.50	\$	237.86	\$ 12,692,254.44	\$ 18,131,792.05
Harpersfield Township	Region 13	\$	711.88	\$	1,016.97	\$ 13,152,362.77	\$ 18,789,089.68
Harpster Village	Region 17	\$	116.04	\$	165.77	\$ 8,538,233.53	\$ 12,197,476.47
Harris Township	Region 17	\$	590.90	\$	844.14	\$ 8,538,233.53	\$ 12,197,476.47
Harrisburg Village	Region 01	\$	419.97	\$	599.96	\$ 30,845,669.85	\$ 44,065,242.64
	Region 09	\$	-	\$	-	\$ 14,600,619.13	\$ 20,858,027.33
Harrison City	Region 02	\$	79,077.09	\$	112,967.27	\$ 25,477,301.51	\$ 36,396,145.01
Harrison County	Region 11	\$	108,665.43	\$	155,236.33	\$ 8,884,635.63	\$ 12,692,336.61
Harrison Township CHAMPAIGN COUNTY	Region 15	\$	193.83	\$	276.90	\$ 10,223,923.32	\$ 14,605,604.74
Harrison Township GALLIA COUNTY	Region 10	\$	396.45	\$	566.35	\$ 7,572,821.33	\$ 10,818,316.18
Harrison Township HAMILTON COUNTY	Region 02	\$	3,202.65	\$	4,575.21	\$ 25,477,301.51	\$ 36,396,145.01
Harrison Township HENRY COUNTY	Region 16	\$	28.63	\$	40.90	\$ 3,484,680.00	\$ 4,978,114.29
Harrison Township KNOX COUNTY	Region 18	\$	23.32	\$	33.31	\$ 12,692,254.44	\$ 18,131,792.05
Harrison Township LICKING COUNTY	Region 18	\$	431.21	\$	616.02	\$ 12,692,254.44	\$ 18,131,792.05
Harrison Township LOGAN COUNTY	Region 15	\$	28.13	\$	40.19	\$ 10,223,923.32	\$ 14,605,604.74
Harrison Township MONTGOMERY COUNTY	Region 08	\$	46,355.80	\$	66,222.57	\$ 22,270,316.03	\$ 31,814,737.19

Subdivision	Region	Direct Payment to Subdivision - 70%		Direct Payment to Subdivision - 100%		Average of Foundation Regional Total at 70%	Average of Foundation Regional Total at 100%
Harrison Township MUSKINGUM COUNTY	Region 12	\$	579.91	\$	828.45	\$ 6,134,324.33	\$ 8,763,320.48
Harrison Township PAULDING COUNTY	Region 16	\$	92.76	\$	132.51	\$ 3,484,680.00	\$ 4,978,114.29
Harrison Township PERRY COUNTY	Region 12	\$	2,927.65	\$	4,182.36	\$ 6,134,324.33	\$ 8,763,320.48
Harrison Township PICKAWAY COUNTY	Region 09	\$	9,631.65	\$	13,759.49	\$ 14,600,619.13	\$ 20,858,027.33
Harrison Township PREBLE COUNTY	Region 15	\$	2,238.77	\$	3,198.24	\$ 10,223,923.32	\$ 14,605,604.74
Harrison Township SCIOTO COUNTY	Region 09	\$	10,103.12	\$	14,433.02	\$ 14,600,619.13	\$ 20,858,027.33
Harrison Township VAN WERT COUNTY	Region 16	\$	262.06	\$	374.37	\$ 3,484,680.00	\$ 4,978,114.29
Harrison Township VINTON COUNTY	Region 10	\$	733.49	\$	1,047.84	\$ 7,572,821.33	\$ 10,818,316.18
Harrisville Township	Region 19	\$	9,474.52	\$	13,535.02	\$ 18,460,697.28	\$ 26,372,424.69
Harrisville Village	Region 11	\$	87.37	\$	124.82	\$ 8,884,635.63	\$ 12,692,336.61
Harrod Village	Region 15	\$	94.98	\$	135.69	\$ 10,223,923.32	\$ 14,605,604.74
Hartford Township LICKING COUNTY	Region 18	\$	1,045.36	\$	1,493.37	\$ 12,692,254.44	\$ 18,131,792.05
Hartford Township TRUMBULL COUNTY	Region 07	\$	2,091.64	\$	2,988.06	\$ 15,293,289.75	\$ 21,847,556.79
Hartford Village	Region 18	\$	352.81	\$	504.01	\$ 12,692,254.44	\$ 18,131,792.05
Hartland Township	Region 19	\$	135.49	\$	193.56	\$ 18,460,697.28	\$ 26,372,424.69
Hartsgrove Township	Region 13	\$	827.77	\$	1,182.52	\$ 13,152,362.77	\$ 18,789,089.68
Hartville Village	Region 06	\$	13,967.82	\$	19,954.02	\$ 7,329,523.03	\$ 10,470,747.19
Harveysburg Village	Region 14	\$	1,706.32	\$	2,437.59	\$ 38,120,719.54	\$ 54,458,170.78
Haskins Village	Region 17	\$	1,260.40	\$	1,800.57	\$ 8,538,233.53	\$ 12,197,476.47

Subdivision	Region	Direct Payment to Subdivision - 70%		Direct Payment to Subdivision - 100%		Average of Foundation Regional Total at 70%	Average of Foundation Regional Total at 100%
Haviland Village	Region 16	\$	72.15	\$	103.06	\$ 3,484,680.00	\$ 4,978,114.29
Hayesville Village	Region 19	\$	126.16	\$	180.23	\$ 18,460,697.28	\$ 26,372,424.69
Heath City	Region 18	\$	60,630.87	\$	86,615.53	\$ 12,692,254.44	\$ 18,131,792.05
Hebron Village	Region 18	\$	21,207.74	\$	30,296.77	\$ 12,692,254.44	\$ 18,131,792.05
Helena Village	Region 17	\$	76.50	\$	109.29	\$ 8,538,233.53	\$ 12,197,476.47
Hemlock Village	Region 12	\$	500.51	\$	715.02	\$ 6,134,324.33	\$ 8,763,320.48
Henrietta Township	Region 19	\$	659.18	\$	941.68	\$ 18,460,697.28	\$ 26,372,424.69
Henry County	Region 16	\$	153,664.08	\$	219,520.12	\$ 3,484,680.00	\$ 4,978,114.29
Hicksville Township	Region 16	\$	295.63	\$	422.33	\$ 3,484,680.00	\$ 4,978,114.29
Hicksville Village	Region 16	\$	10,891.67	\$	15,559.52	\$ 3,484,680.00	\$ 4,978,114.29
Higginsport Village	Region 09	\$	2,237.25	\$	3,196.07	\$ 14,600,619.13	\$ 20,858,027.33
Highland County	Region 09	\$	547,506.71	\$	782,152.45	\$ 14,600,619.13	\$ 20,858,027.33
Highland Heights City	Region 03	\$	31,705.76	\$	45,293.95	\$ 10,014,097.95	\$ 14,305,854.22
Highland Hills Village	Region 03	\$	2,222.91	\$	3,175.59	\$ 10,014,097.95	\$ 14,305,854.22
Highland Township DEFIANCE COUNTY	Region 16	\$	3,858.76	\$	5,512.52	\$ 3,484,680.00	\$ 4,978,114.29
Highland Township MUSKINGUM COUNTY	Region 12	\$	240.45	\$	343.50	\$ 6,134,324.33	\$ 8,763,320.48
Highland Village	Region 09	\$	95.54	\$	136.49	\$ 14,600,619.13	\$ 20,858,027.33
Hilliard City	Region 01	\$	70,522.44	\$	100,746.34	\$ 30,845,669.85	\$ 44,065,242.64
Hills And Dales Village	Region 06	\$	855.83	\$	1,222.62	\$ 7,329,523.03	\$ 10,470,747.19

Subdivision	Region	Direct Payment to Subdivision - 70%		Direct Payment to Subdivision - 100%		Average of Foundation Regional Total at 70%	Average of Foundation Regional Total at 100%
Hillsboro City	Region 09	\$	99,711.70	\$	142,445.28	\$ 14,600,619.13	\$ 20,858,027.33
Hinckley Township	Region 19	\$	23,311.64	\$	33,302.35	\$ 18,460,697.28	\$ 26,372,424.69
Hiram Township	Region 13	\$	1,168.56	\$	1,669.38	\$ 13,152,362.77	\$ 18,789,089.68
Hiram Village	Region 13	\$	4,588.33	\$	6,554.76	\$ 13,152,362.77	\$ 18,789,089.68
Hocking County	Region 10	\$	360,918.61	\$	515,598.01	\$ 7,572,821.33	\$ 10,818,316.18
Holgate Village	Region 16	\$	391.27	\$	558.96	\$ 3,484,680.00	\$ 4,978,114.29
Holiday City Village	Region 16	\$	86.44	\$	123.49	\$ 3,484,680.00	\$ 4,978,114.29
Holland Village	Region 04	\$	13,753.21	\$	19,647.44	\$ 12,777,685.28	\$ 18,253,836.12
Hollansburg Village	Region 15	\$	503.06	\$	718.66	\$ 10,223,923.32	\$ 14,605,604.74
Holloway Village	Region 11	\$	376.70	\$	538.15	\$ 8,884,635.63	\$ 12,692,336.61
Holmes County	Region 11	\$	188,530.21	\$	269,328.87	\$ 8,884,635.63	\$ 12,692,336.61
Holmes Township	Region 17	\$	490.75	\$	701.08	\$ 8,538,233.53	\$ 12,197,476.47
Holmesville Village	Region 11	\$	61.51	\$	87.87	\$ 8,884,635.63	\$ 12,692,336.61
Homer Township MEDINA COUNTY	Region 19	\$	1,531.91	\$	2,188.44	\$ 18,460,697.28	\$ 26,372,424.69
Homer Township MORGAN COUNTY	Region 12	\$	256.75	\$	366.78	\$ 6,134,324.33	\$ 8,763,320.48
Hopedale Village	Region 11	\$	390.21	\$	557.44	\$ 8,884,635.63	\$ 12,692,336.61
Hopewell Township LICKING COUNTY	Region 18	\$	352.81	\$	504.01	\$ 12,692,254.44	\$ 18,131,792.05
Hopewell Township MUSKINGUM COUNTY	Region 12	\$	1,046.67	\$	1,495.25	\$ 6,134,324.33	\$ 8,763,320.48
Hopewell Township PERRY COUNTY	Region 12	\$	1,820.30	\$	2,600.43	\$ 6,134,324.33	\$ 8,763,320.48

Subdivision	Region	Direct Payment to Subdivision - 70%		Direct Payment to Subdivision - 100%		Average of Foundation Regional Total at 70%	Average of Foundation Regional Total at 100%
Hopewell Township SENECA COUNTY	Region 17	\$	183.81	\$	262.58	\$ 8,538,233.53	\$ 12,197,476.47
Howard Township	Region 18	\$	69.95	\$	99.93	\$ 12,692,254.44	\$ 18,131,792.05
Howland Township	Region 07	\$	70,875.31	\$	101,250.45	\$ 15,293,289.75	\$ 21,847,556.79
Hoytville Village	Region 17	\$	335.45	\$	479.21	\$ 8,538,233.53	\$ 12,197,476.47
Hubbard City	Region 07	\$	40,798.98	\$	58,284.26	\$ 15,293,289.75	\$ 21,847,556.79
Hubbard Township	Region 07	\$	21,589.56	\$	30,842.23	\$ 15,293,289.75	\$ 21,847,556.79
Huber Heights City	Region 08	\$	172,246.78	\$	246,066.83	\$ 22,270,316.03	\$ 31,814,737.19
	Region 15	\$	4,362.19	\$	6,231.70	\$ 10,223,923.32	\$ 14,605,604.74
Hudson City	Region 05	\$	93,094.43	\$	132,992.04	\$ 5,829,292.48	\$ 8,327,560.68
Hunting Valley Village	Region 03	\$	7,312.58	\$	10,446.54	\$ 10,014,097.95	\$ 14,305,854.22
	Region 13	\$	3,501.22	\$	5,001.74	\$ 13,152,362.77	\$ 18,789,089.68
Huntington Township BROWN COUNTY	Region 09	\$	10,186.96	\$	14,552.79	\$ 14,600,619.13	\$ 20,858,027.33
Huntington Township ROSS COUNTY	Region 09	\$	9,321.45	\$	13,316.36	\$ 14,600,619.13	\$ 20,858,027.33
Huntsburg Township	Region 13	\$	917.70	\$	1,311.00	\$ 13,152,362.77	\$ 18,789,089.68
Huntsville Village	Region 15	\$	1,195.60	\$	1,708.01	\$ 10,223,923.32	\$ 14,605,604.74
Huron City	Region 19	\$	42,687.91	\$	60,982.73	\$ 18,460,697.28	\$ 26,372,424.69
Huron County	Region 19	\$	513,102.45	\$	733,003.50	\$ 18,460,697.28	\$ 26,372,424.69
Huron Township	Region 19	\$	1,098.69	\$	1,569.56	\$ 18,460,697.28	\$ 26,372,424.69
Independence City	Region 03	\$	43,934.57	\$	62,763.68	\$ 10,014,097.95	\$ 14,305,854.22
Independence Township	Region 12	\$	106.03	\$	151.48	\$ 6,134,324.33	\$ 8,763,320.48
Irondale Village							

Subdivision	Region	Direct Payment to Subdivision - 70%	Direct Payment to Subdivision - 100%	Average of Foundation Regional Total at 70%	Average of Foundation Regional Total at 100%
	Region 11	\$ 224.74	\$ 321.06	\$ 8,884,635.63	\$ 12,692,336.61
Ironton City	Region 10	\$ 125,294.43	\$ 178,992.04	\$ 7,572,821.33	\$ 10,818,316.18
Island Creek Township	Region 11	\$ 3,753.14	\$ 5,361.63	\$ 8,884,635.63	\$ 12,692,336.61
Israel Township	Region 15	\$ 669.32	\$ 956.17	\$ 10,223,923.32	\$ 14,605,604.74
Ithaca Village	Region 15	\$ 537.75	\$ 768.22	\$ 10,223,923.32	\$ 14,605,604.74
Jackson Center Village	Region 15	\$ 2,152.20	\$ 3,074.57	\$ 10,223,923.32	\$ 14,605,604.74
Jackson City	Region 10	\$ 78,493.46	\$ 112,133.51	\$ 7,572,821.33	\$ 10,818,316.18
Jackson County	Region 10	\$ 682,211.39	\$ 974,587.70	\$ 7,572,821.33	\$ 10,818,316.18
Jackson Township ALLEN COUNTY	Region 15	\$ 596.05	\$ 851.50	\$ 10,223,923.32	\$ 14,605,604.74
Jackson Township ASHLAND COUNTY	Region 19	\$ 22.94	\$ 32.77	\$ 18,460,697.28	\$ 26,372,424.69
Jackson Township AUGLAIZE COUNTY	Region 15	\$ 439.36	\$ 627.66	\$ 10,223,923.32	\$ 14,605,604.74
Jackson Township BROWN COUNTY	Region 09	\$ 699.53	\$ 999.33	\$ 14,600,619.13	\$ 20,858,027.33
Jackson Township CLERMONT COUNTY	Region 14	\$ 2,066.14	\$ 2,951.62	\$ 38,120,719.54	\$ 54,458,170.78
Jackson Township COSHOCTON COUNTY	Region 12	\$ 777.05	\$ 1,110.07	\$ 6,134,324.33	\$ 8,763,320.48
Jackson Township CRAWFORD COUNTY	Region 17	\$ 15.34	\$ 21.91	\$ 8,538,233.53	\$ 12,197,476.47
Jackson Township FRANKLIN COUNTY	Region 01	\$ 93,254.60	\$ 133,220.85	\$ 30,845,669.85	\$ 44,065,242.64
Jackson Township GUERNSEY COUNTY	Region 12	\$ 1,457.22	\$ 2,081.74	\$ 6,134,324.33	\$ 8,763,320.48
Jackson Township HARDIN COUNTY	Region 17	\$ 2,161.25	\$ 3,087.51	\$ 8,538,233.53	\$ 12,197,476.47
Jackson Township HIGHLAND COUNTY	Region 09	\$ 63.69	\$ 90.99	\$ 14,600,619.13	\$ 20,858,027.33
Jackson Township JACKSON COUNTY					

Subdivision	Region	Direct Payment to Subdivision - 70%		Direct Payment to Subdivision - 100%		Average of Foundation Regional Total at 70%	Average of Foundation Regional Total at 100%
	Region 10	\$	155.82	\$	222.60	\$ 7,572,821.33	\$ 10,818,316.18
Jackson Township MAHONING COUNTY							
	Region 07	\$	8,313.86	\$	11,876.94	\$ 15,293,289.75	\$ 21,847,556.79
Jackson Township MONROE COUNTY							
	Region 12	\$	79.11	\$	113.02	\$ 6,134,324.33	\$ 8,763,320.48
Jackson Township MONTGOMERY COUNTY							
	Region 08	\$	12,172.20	\$	17,388.86	\$ 22,270,316.03	\$ 31,814,737.19
Jackson Township MUSKINGUM COUNTY							
	Region 12	\$	1,612.44	\$	2,303.49	\$ 6,134,324.33	\$ 8,763,320.48
Jackson Township NOBLE COUNTY							
	Region 12	\$	170.24	\$	243.20	\$ 6,134,324.33	\$ 8,763,320.48
Jackson Township PAULDING COUNTY							
	Region 16	\$	216.44	\$	309.19	\$ 3,484,680.00	\$ 4,978,114.29
Jackson Township PICKAWAY COUNTY							
	Region 09	\$	267.17	\$	381.66	\$ 14,600,619.13	\$ 20,858,027.33
Jackson Township PIKE COUNTY							
	Region 09	\$	607.70	\$	868.14	\$ 14,600,619.13	\$ 20,858,027.33
Jackson Township RICHLAND COUNTY							
	Region 19	\$	654.09	\$	934.41	\$ 18,460,697.28	\$ 26,372,424.69
Jackson Township SANDUSKY COUNTY							
	Region 17	\$	612.02	\$	874.32	\$ 8,538,233.53	\$ 12,197,476.47
Jackson Township SENECA COUNTY							
	Region 17	\$	607.97	\$	868.53	\$ 8,538,233.53	\$ 12,197,476.47
Jackson Township SHELBY COUNTY							
	Region 15	\$	1,926.97	\$	2,752.81	\$ 10,223,923.32	\$ 14,605,604.74
Jackson Township STARK COUNTY							
	Region 06	\$	193,442.38	\$	276,346.25	\$ 7,329,523.03	\$ 10,470,747.19
Jackson Township UNION COUNTY							
	Region 18	\$	199.79	\$	285.42	\$ 12,692,254.44	\$ 18,131,792.05
Jackson Township VINTON COUNTY							
	Region 10	\$	128.36	\$	183.37	\$ 7,572,821.33	\$ 10,818,316.18
Jackson Township WOOD COUNTY							
	Region 17	\$	189.92	\$	271.32	\$ 8,538,233.53	\$ 12,197,476.47
Jackson Township WYANDOT COUNTY							
	Region 17	\$	171.23	\$	244.62	\$ 8,538,233.53	\$ 12,197,476.47
Jacksonburg Village							
	Region 14	\$	404.80	\$	578.28	\$ 38,120,719.54	\$ 54,458,170.78
Jacksonville Village							

Subdivision	Region	Direct Payment to Subdivision - 70%		Direct Payment to Subdivision - 100%		Average of Foundation Regional Total at 70%	Average of Foundation Regional Total at 100%
	Region 10	\$	1,190.34	\$	1,700.48	\$ 7,572,821.33	\$ 10,818,316.18
Jamestown Village	Region 14	\$	4,917.92	\$	7,025.59	\$ 38,120,719.54	\$ 54,458,170.78
Jefferson County	Region 11	\$	933,790.10	\$	1,333,985.85	\$ 8,884,635.63	\$ 12,692,336.61
Jefferson Township ADAMS COUNTY	Region 09	\$	1,077.61	\$	1,539.44	\$ 14,600,619.13	\$ 20,858,027.33
Jefferson Township BROWN COUNTY	Region 09	\$	961.86	\$	1,374.08	\$ 14,600,619.13	\$ 20,858,027.33
Jefferson Township CLINTON COUNTY	Region 14	\$	2,075.68	\$	2,965.26	\$ 38,120,719.54	\$ 54,458,170.78
Jefferson Township COSHOCTON COUNTY	Region 12	\$	86.34	\$	123.34	\$ 6,134,324.33	\$ 8,763,320.48
Jefferson Township CRAWFORD COUNTY	Region 17	\$	644.12	\$	920.16	\$ 8,538,233.53	\$ 12,197,476.47
Jefferson Township FAYETTE COUNTY	Region 09	\$	831.67	\$	1,188.09	\$ 14,600,619.13	\$ 20,858,027.33
Jefferson Township FRANKLIN COUNTY	Region 01	\$	36,881.87	\$	52,688.38	\$ 30,845,669.85	\$ 44,065,242.64
Jefferson Township GREENE COUNTY	Region 14	\$	87.30	\$	124.71	\$ 38,120,719.54	\$ 54,458,170.78
Jefferson Township GUERNSEY COUNTY	Region 12	\$	95.87	\$	136.96	\$ 6,134,324.33	\$ 8,763,320.48
Jefferson Township JACKSON COUNTY	Region 10	\$	116.86	\$	166.95	\$ 7,572,821.33	\$ 10,818,316.18
Jefferson Township KNOX COUNTY	Region 18	\$	886.09	\$	1,265.84	\$ 12,692,254.44	\$ 18,131,792.05
Jefferson Township LOGAN COUNTY	Region 15	\$	351.65	\$	502.35	\$ 10,223,923.32	\$ 14,605,604.74
Jefferson Township MADISON COUNTY	Region 14	\$	37,038.00	\$	52,911.43	\$ 38,120,719.54	\$ 54,458,170.78
Jefferson Township MONTGOMERY COUNTY	Region 08	\$	18,799.29	\$	26,856.13	\$ 22,270,316.03	\$ 31,814,737.19
Jefferson Township MUSKINGUM COUNTY	Region 12	\$	707.21	\$	1,010.30	\$ 6,134,324.33	\$ 8,763,320.48
Jefferson Township NOBLE COUNTY	Region 12	\$	24.32	\$	34.74	\$ 6,134,324.33	\$ 8,763,320.48
Jefferson Township PREBLE COUNTY							

Subdivision	Region	Direct Payment to Subdivision - 70%		Direct Payment to Subdivision - 100%		Average of Foundation Regional Total at 70%	Average of Foundation Regional Total at 100%
	Region 15	\$	1,130.92	\$	1,615.60	\$ 10,223,923.32	\$ 14,605,604.74
Jefferson Township RICHLAND COUNTY							
	Region 19	\$	2,490.56	\$	3,557.95	\$ 18,460,697.28	\$ 26,372,424.69
Jefferson Township ROSS COUNTY							
	Region 09	\$	1,290.02	\$	1,842.89	\$ 14,600,619.13	\$ 20,858,027.33
Jefferson Township SCIOTO COUNTY							
	Region 09	\$	5,091.65	\$	7,273.79	\$ 14,600,619.13	\$ 20,858,027.33
Jefferson Township TUSCARAWAS COUNTY							
	Region 11	\$	1,139.32	\$	1,627.61	\$ 8,884,635.63	\$ 12,692,336.61
Jefferson Township WILLIAMS COUNTY							
	Region 16	\$	310.25	\$	443.21	\$ 3,484,680.00	\$ 4,978,114.29
Jefferson Village							
	Region 13	\$	5,579.15	\$	7,970.21	\$ 13,152,362.77	\$ 18,789,089.68
Jeffersonville Village							
	Region 09	\$	15.84	\$	22.63	\$ 14,600,619.13	\$ 20,858,027.33
Jenera Village							
	Region 17	\$	168.46	\$	240.66	\$ 8,538,233.53	\$ 12,197,476.47
Jennings Township							
	Region 16	\$	385.21	\$	550.30	\$ 3,484,680.00	\$ 4,978,114.29
Jerome Township							
	Region 18	\$	6,210.56	\$	8,872.23	\$ 12,692,254.44	\$ 18,131,792.05
Jeromesville Village							
	Region 19	\$	435.10	\$	621.57	\$ 18,460,697.28	\$ 26,372,424.69
Jerry City Village							
	Region 17	\$	481.86	\$	688.37	\$ 8,538,233.53	\$ 12,197,476.47
Jersey Township							
	Region 18	\$	2,495.80	\$	3,565.42	\$ 12,692,254.44	\$ 18,131,792.05
Jerusalem Township							
	Region 04	\$	3,040.59	\$	4,343.70	\$ 12,777,685.28	\$ 18,253,836.12
Jerusalem Village							
	Region 12	\$	43.95	\$	62.79	\$ 6,134,324.33	\$ 8,763,320.48
Jewett Village							
	Region 11	\$	255.65	\$	365.22	\$ 8,884,635.63	\$ 12,692,336.61
Johnson Township							
	Region 15	\$	328.02	\$	468.60	\$ 10,223,923.32	\$ 14,605,604.74
Johnston Township							
	Region 07	\$	312.54	\$	446.49	\$ 15,293,289.75	\$ 21,847,556.79
Johnstown Village							

Subdivision	Region	Direct Payment to Subdivision - 70%		Direct Payment to Subdivision - 100%		Average of Foundation Regional Total at 70%	Average of Foundation Regional Total at 100%
	Region 18	\$	13,001.66	\$	18,573.80	\$ 12,692,254.44	\$ 18,131,792.05
Junction City Village	Region 12	\$	2,427.07	\$	3,467.24	\$ 6,134,324.33	\$ 8,763,320.48
Kalida Village	Region 16	\$	3,198.41	\$	4,569.16	\$ 3,484,680.00	\$ 4,978,114.29
Kelleys Island Village	Region 19	\$	4,057.84	\$	5,796.92	\$ 18,460,697.28	\$ 26,372,424.69
Kent City	Region 13	\$	72,376.52	\$	103,395.03	\$ 13,152,362.77	\$ 18,789,089.68
Kenton City	Region 17	\$	43,240.74	\$	61,772.49	\$ 8,538,233.53	\$ 12,197,476.47
Kettering City	Region 08	\$	473,698.81	\$	676,712.59	\$ 22,270,316.03	\$ 31,814,737.19
	Region 14	\$	3,494.32	\$	4,991.88	\$ 38,120,719.54	\$ 54,458,170.78
Kettlersville Village	Region 15	\$	37.54	\$	53.63	\$ 10,223,923.32	\$ 14,605,604.74
Killbuck Township	Region 11	\$	295.26	\$	421.80	\$ 8,884,635.63	\$ 12,692,336.61
Killbuck Village	Region 11	\$	1,509.09	\$	2,155.85	\$ 8,884,635.63	\$ 12,692,336.61
Kingston Township	Region 18	\$	23.26	\$	33.23	\$ 12,692,254.44	\$ 18,131,792.05
Kingston Village	Region 09	\$	10,832.76	\$	15,475.38	\$ 14,600,619.13	\$ 20,858,027.33
Kingsville Township	Region 13	\$	1,556.20	\$	2,223.14	\$ 13,152,362.77	\$ 18,789,089.68
Kinsman Township	Region 07	\$	2,933.10	\$	4,190.15	\$ 15,293,289.75	\$ 21,847,556.79
Kipton Village	Region 19	\$	137.33	\$	196.18	\$ 18,460,697.28	\$ 26,372,424.69
Kirby Village	Region 17	\$	66.59	\$	95.13	\$ 8,538,233.53	\$ 12,197,476.47
Kirkersville Village	Region 18	\$	784.02	\$	1,120.03	\$ 12,692,254.44	\$ 18,131,792.05
Kirkwood Township	Region 11	\$	19.83	\$	28.32	\$ 8,884,635.63	\$ 12,692,336.61
Kirtland City	Region 13	\$	31,575.59	\$	45,107.98	\$ 13,152,362.77	\$ 18,789,089.68

Subdivision	Region	Direct Payment to Subdivision - 70%		Direct Payment to Subdivision - 100%		Average of Foundation Regional Total at 70%	Average of Foundation Regional Total at 100%
Kirtland Hills Village	Region 13	\$	13,656.48	\$	19,509.25	\$ 13,152,362.77	\$ 18,789,089.68
Knox County	Region 18	\$	439,290.62	\$	627,558.03	\$ 12,692,254.44	\$ 18,131,792.05
Knox Township COLUMBIANA COUNTY	Region 11	\$	732.03	\$	1,045.76	\$ 8,884,635.63	\$ 12,692,336.61
Knox Township GUERNSEY COUNTY	Region 12	\$	287.61	\$	410.87	\$ 6,134,324.33	\$ 8,763,320.48
Knox Township JEFFERSON COUNTY	Region 11	\$	1,415.86	\$	2,022.65	\$ 8,884,635.63	\$ 12,692,336.61
Knox Township VINTON COUNTY	Region 10	\$	165.03	\$	235.76	\$ 7,572,821.33	\$ 10,818,316.18
La Grange Township	Region 19	\$	5,946.33	\$	8,494.76	\$ 18,460,697.28	\$ 26,372,424.69
La Rue Village	Region 18	\$	943.97	\$	1,348.53	\$ 12,692,254.44	\$ 18,131,792.05
Lafayette Township	Region 19	\$	10,406.98	\$	14,867.12	\$ 18,460,697.28	\$ 26,372,424.69
Lafayette Village	Region 15	\$	124.98	\$	178.54	\$ 10,223,923.32	\$ 14,605,604.74
Lagrange Village	Region 19	\$	7,649.21	\$	10,927.44	\$ 18,460,697.28	\$ 26,372,424.69
Lake County	Region 13	\$	1,804,071.21	\$	2,577,244.59	\$ 13,152,362.77	\$ 18,789,089.68
Lake Township STARK COUNTY	Region 06	\$	51,796.73	\$	73,995.33	\$ 7,329,523.03	\$ 10,470,747.19
Lake Township WOOD COUNTY	Region 17	\$	19,890.17	\$	28,414.52	\$ 8,538,233.53	\$ 12,197,476.47
Lakeline Village	Region 13	\$	133.63	\$	190.89	\$ 13,152,362.77	\$ 18,789,089.68
Lakemore Village	Region 05	\$	11,782.90	\$	16,832.72	\$ 5,829,292.48	\$ 8,327,560.68
Lakeview Village	Region 15	\$	1,167.47	\$	1,667.82	\$ 10,223,923.32	\$ 14,605,604.74
Lakewood City	Region 03	\$	142,149.46	\$	203,070.66	\$ 10,014,097.95	\$ 14,305,854.22
Lancaster City	Region 18	\$	220,680.69	\$	315,258.13	\$ 12,692,254.44	\$ 18,131,792.05

Subdivision	Region	Direct Payment to Subdivision - 70%		Direct Payment to Subdivision - 100%		Average of Foundation Regional Total at 70%	Average of Foundation Regional Total at 100%
Latty Township	Region 16	\$	123.68	\$	176.68	\$ 3,484,680.00	\$ 4,978,114.29
Latty Village	Region 16	\$	30.92	\$	44.17	\$ 3,484,680.00	\$ 4,978,114.29
Laura Village	Region 15	\$	160.14	\$	228.77	\$ 10,223,923.32	\$ 14,605,604.74
Laurel Township	Region 10	\$	153.68	\$	219.55	\$ 7,572,821.33	\$ 10,818,316.18
Laurelville Village	Region 10	\$	1,012.91	\$	1,447.02	\$ 7,572,821.33	\$ 10,818,316.18
Lawrence County	Region 10	\$	750,491.79	\$	1,072,131.13	\$ 7,572,821.33	\$ 10,818,316.18
Lawrence Township LAWRENCE COUNTY	Region 10	\$	13,139.86	\$	18,771.23	\$ 7,572,821.33	\$ 10,818,316.18
Lawrence Township STARK COUNTY	Region 06	\$	19,814.48	\$	28,306.40	\$ 7,329,523.03	\$ 10,470,747.19
Lawrence Township TUSCARAWAS COUNTY	Region 11	\$	7,377.82	\$	10,539.74	\$ 8,884,635.63	\$ 12,692,336.61
Lawrence Township WASHINGTON COUNTY	Region 12	\$	47.13	\$	67.32	\$ 6,134,324.33	\$ 8,763,320.48
Lebanon City	Region 14	\$	123,182.83	\$	175,975.47	\$ 38,120,719.54	\$ 54,458,170.78
Lebanon Township	Region 10	\$	667.86	\$	954.08	\$ 7,572,821.33	\$ 10,818,316.18
Lee Township ATHENS COUNTY	Region 10	\$	822.95	\$	1,175.64	\$ 7,572,821.33	\$ 10,818,316.18
Lee Township CARROLL COUNTY	Region 11	\$	138.24	\$	197.49	\$ 8,884,635.63	\$ 12,692,336.61
Lee Township MONROE COUNTY	Region 12	\$	123.07	\$	175.81	\$ 6,134,324.33	\$ 8,763,320.48
Leesburg Township	Region 18	\$	280.56	\$	400.80	\$ 12,692,254.44	\$ 18,131,792.05
Leesburg Village	Region 09	\$	7,738.72	\$	11,055.32	\$ 14,600,619.13	\$ 20,858,027.33
Leesville Village	Region 11	\$	30.72	\$	43.89	\$ 8,884,635.63	\$ 12,692,336.61
Leetonia Village	Region 11	\$	10,511.24	\$	15,016.06	\$ 8,884,635.63	\$ 12,692,336.61

Subdivision	Region	Direct Payment to Subdivision - 70%		Direct Payment to Subdivision - 100%		Average of Foundation Regional Total at 70%	Average of Foundation Regional Total at 100%
Leipsic Village	Region 16	\$	4,319.02	\$	6,170.03	\$ 3,484,680.00	\$ 4,978,114.29
Lemon Township	Region 14	\$	5,855.16	\$	8,364.51	\$ 38,120,719.54	\$ 54,458,170.78
Lenox Township	Region 13	\$	364.22	\$	520.31	\$ 13,152,362.77	\$ 18,789,089.68
Leroy Township	Region 13	\$	7,576.54	\$	10,823.63	\$ 13,152,362.77	\$ 18,789,089.68
Letart Township	Region 10	\$	763.27	\$	1,090.38	\$ 7,572,821.33	\$ 10,818,316.18
Lewis Township	Region 09	\$	5,639.99	\$	8,057.13	\$ 14,600,619.13	\$ 20,858,027.33
Lewisburg Village	Region 15	\$	18,648.70	\$	26,641.00	\$ 10,223,923.32	\$ 14,605,604.74
Lewisville Village	Region 12	\$	246.13	\$	351.62	\$ 6,134,324.33	\$ 8,763,320.48
Lexington Township	Region 06	\$	2,023.31	\$	2,890.44	\$ 7,329,523.03	\$ 10,470,747.19
Lexington Village	Region 19	\$	13,144.64	\$	18,778.05	\$ 18,460,697.28	\$ 26,372,424.69
Liberty Center Village	Region 16	\$	400.81	\$	572.59	\$ 3,484,680.00	\$ 4,978,114.29
Liberty Township ADAMS COUNTY	Region 09	\$	780.34	\$	1,114.77	\$ 14,600,619.13	\$ 20,858,027.33
Liberty Township BUTLER COUNTY	Region 14	\$	162,076.31	\$	231,537.58	\$ 38,120,719.54	\$ 54,458,170.78
Liberty Township CLINTON COUNTY	Region 14	\$	2,264.38	\$	3,234.83	\$ 38,120,719.54	\$ 54,458,170.78
Liberty Township CRAWFORD COUNTY	Region 17	\$	199.37	\$	284.81	\$ 8,538,233.53	\$ 12,197,476.47
Liberty Township DARKE COUNTY	Region 15	\$	1,526.53	\$	2,180.76	\$ 10,223,923.32	\$ 14,605,604.74
Liberty Township DELAWARE COUNTY	Region 18	\$	91,201.87	\$	130,288.39	\$ 12,692,254.44	\$ 18,131,792.05
Liberty Township GUERNSEY COUNTY	Region 12	\$	230.09	\$	328.70	\$ 6,134,324.33	\$ 8,763,320.48
Liberty Township HANCOCK COUNTY	Region 17	\$	1,932.34	\$	2,760.49	\$ 8,538,233.53	\$ 12,197,476.47

Subdivision	Region	Direct Payment to Subdivision - 70%		Direct Payment to Subdivision - 100%		Average of Foundation Regional Total at 70%	Average of Foundation Regional Total at 100%
Liberty Township HARDIN COUNTY	Region 17	\$	1,519.14	\$	2,170.20	\$ 8,538,233.53	\$ 12,197,476.47
Liberty Township HENRY COUNTY	Region 16	\$	935.23	\$	1,336.04	\$ 3,484,680.00	\$ 4,978,114.29
Liberty Township HIGHLAND COUNTY	Region 09	\$	2,324.80	\$	3,321.15	\$ 14,600,619.13	\$ 20,858,027.33
Liberty Township JACKSON COUNTY	Region 10	\$	2,648.91	\$	3,784.16	\$ 7,572,821.33	\$ 10,818,316.18
Liberty Township KNOX COUNTY	Region 18	\$	536.32	\$	766.17	\$ 12,692,254.44	\$ 18,131,792.05
Liberty Township LICKING COUNTY	Region 18	\$	130.67	\$	186.67	\$ 12,692,254.44	\$ 18,131,792.05
Liberty Township LOGAN COUNTY	Region 15	\$	506.37	\$	723.39	\$ 10,223,923.32	\$ 14,605,604.74
Liberty Township MERCER COUNTY	Region 15	\$	356.27	\$	508.96	\$ 10,223,923.32	\$ 14,605,604.74
Liberty Township PUTNAM COUNTY	Region 16	\$	315.17	\$	450.25	\$ 3,484,680.00	\$ 4,978,114.29
Liberty Township SENECA COUNTY	Region 17	\$	480.72	\$	686.75	\$ 8,538,233.53	\$ 12,197,476.47
Liberty Township TRUMBULL COUNTY	Region 07	\$	97,153.03	\$	138,790.05	\$ 15,293,289.75	\$ 21,847,556.79
Liberty Township UNION COUNTY	Region 18	\$	2,499.53	\$	3,570.75	\$ 12,692,254.44	\$ 18,131,792.05
Liberty Township WOOD COUNTY	Region 17	\$	302.15	\$	431.64	\$ 8,538,233.53	\$ 12,197,476.47
Lick Township	Region 10	\$	77.91	\$	111.30	\$ 7,572,821.33	\$ 10,818,316.18
Licking County	Region 18	\$	1,003,832.91	\$	1,434,047.02	\$ 12,692,254.44	\$ 18,131,792.05
Licking Township LICKING COUNTY	Region 18	\$	4,442.78	\$	6,346.83	\$ 12,692,254.44	\$ 18,131,792.05
Licking Township MUSKINGUM COUNTY	Region 12	\$	1,810.46	\$	2,586.38	\$ 6,134,324.33	\$ 8,763,320.48
Lima City	Region 15	\$	243,582.24	\$	347,974.63	\$ 10,223,923.32	\$ 14,605,604.74
Limaville Village	Region 06	\$	545.64	\$	779.48	\$ 7,329,523.03	\$ 10,470,747.19

Subdivision	Region	Direct Payment to Subdivision - 70%		Direct Payment to Subdivision - 100%		Average of Foundation Regional Total at 70%	Average of Foundation Regional Total at 100%
Lincoln Heights Village	Region 02	\$	11,762.66	\$	16,803.80	\$ 25,477,301.51	\$ 36,396,145.01
Lincoln Township	Region 18	\$	249.76	\$	356.79	\$ 12,692,254.44	\$ 18,131,792.05
Lindsey Village	Region 17	\$	918.03	\$	1,311.48	\$ 8,538,233.53	\$ 12,197,476.47
Linndale Village	Region 03	\$	3,961.13	\$	5,658.76	\$ 10,014,097.95	\$ 14,305,854.22
Lisbon Village	Region 11	\$	1,351.45	\$	1,930.64	\$ 8,884,635.63	\$ 12,692,336.61
Litchfield Township	Region 19	\$	2,797.40	\$	3,996.28	\$ 18,460,697.28	\$ 26,372,424.69
Lithopolis Village	Region 01	\$	54.75	\$	78.22	\$ 30,845,669.85	\$ 44,065,242.64
	Region 18	\$	1,929.18	\$	2,755.97	\$ 12,692,254.44	\$ 18,131,792.05
Liverpool Township COLUMBIANA COUNTY	Region 11	\$	7,489.26	\$	10,698.94	\$ 8,884,635.63	\$ 12,692,336.61
Liverpool Township MEDINA COUNTY	Region 19	\$	7,642.89	\$	10,918.41	\$ 18,460,697.28	\$ 26,372,424.69
Lockbourne Village	Region 01	\$	10.77	\$	15.38	\$ 30,845,669.85	\$ 44,065,242.64
	Region 09	\$	-	\$	-	\$ 14,600,619.13	\$ 20,858,027.33
Lockington Village	Region 15	\$	62.56	\$	89.38	\$ 10,223,923.32	\$ 14,605,604.74
Lockland Village	Region 02	\$	20,628.81	\$	29,469.72	\$ 25,477,301.51	\$ 36,396,145.01
Lodi Township	Region 10	\$	543.73	\$	776.76	\$ 7,572,821.33	\$ 10,818,316.18
Lodi Village	Region 19	\$	9,707.63	\$	13,868.05	\$ 18,460,697.28	\$ 26,372,424.69
Logan City	Region 10	\$	11,526.26	\$	16,466.08	\$ 7,572,821.33	\$ 10,818,316.18
Logan County	Region 15	\$	376,671.52	\$	538,102.18	\$ 10,223,923.32	\$ 14,605,604.74
Logan Township	Region 15	\$	225.96	\$	322.80	\$ 10,223,923.32	\$ 14,605,604.74
London City	Region 14	\$	60,926.42	\$	87,037.74	\$ 38,120,719.54	\$ 54,458,170.78
Londonderry Township							

Subdivision	Region	Direct Payment to Subdivision - 70%	Direct Payment to Subdivision - 100%	Average of Foundation Regional Total at 70%	Average of Foundation Regional Total at 100%
	Region 12	\$ 172.57	\$ 246.52	\$ 6,134,324.33	\$ 8,763,320.48
Lorain City					
	Region 19	\$ 399,502.94	\$ 570,718.48	\$ 18,460,697.28	\$ 26,372,424.69
Lorain County					
	Region 19	\$ 1,883,531.85	\$ 2,690,759.79	\$ 18,460,697.28	\$ 26,372,424.69
Lordstown Village					
	Region 07	\$ 29,331.03	\$ 41,901.47	\$ 15,293,289.75	\$ 21,847,556.79
Lore City Village					
	Region 12	\$ 268.43	\$ 383.48	\$ 6,134,324.33	\$ 8,763,320.48
Lostcreek Township					
	Region 15	\$ 1,136.99	\$ 1,624.27	\$ 10,223,923.32	\$ 14,605,604.74
Loudon Township CARROLL COUNTY					
	Region 11	\$ 522.25	\$ 746.07	\$ 8,884,635.63	\$ 12,692,336.61
Loudon Township SENECA COUNTY					
	Region 17	\$ 113.11	\$ 161.59	\$ 8,538,233.53	\$ 12,197,476.47
Loudonville Village					
	Region 11	\$ 74.32	\$ 106.17	\$ 8,884,635.63	\$ 12,692,336.61
	Region 19	\$ 8,944.64	\$ 12,778.06	\$ 18,460,697.28	\$ 26,372,424.69
Louisville City					
	Region 06	\$ 23,986.69	\$ 34,266.70	\$ 7,329,523.03	\$ 10,470,747.19
Loveland City					
	Region 02	\$ 43,471.37	\$ 62,101.96	\$ 25,477,301.51	\$ 36,396,145.01
	Region 14	\$ 23,668.80	\$ 33,812.57	\$ 38,120,719.54	\$ 54,458,170.78
Lowell Village					
	Region 12	\$ 117.82	\$ 168.31	\$ 6,134,324.33	\$ 8,763,320.48
Lowellville Village					
	Region 07	\$ 5,629.17	\$ 8,041.68	\$ 15,293,289.75	\$ 21,847,556.79
Lower Salem Village					
	Region 12	\$ 31.15	\$ 44.50	\$ 6,134,324.33	\$ 8,763,320.48
Lucas County					
	Region 04	\$ 4,508,268.81	\$ 6,440,384.01	\$ 12,777,685.28	\$ 18,253,836.12
Lucas Village					
	Region 19	\$ 1,081.76	\$ 1,545.37	\$ 18,460,697.28	\$ 26,372,424.69
Luckey Village					
	Region 17	\$ 802.86	\$ 1,146.94	\$ 8,538,233.53	\$ 12,197,476.47
Ludlow Falls Village					
	Region 15	\$ 360.77	\$ 515.38	\$ 10,223,923.32	\$ 14,605,604.74
Ludlow Township					
	Region 12	\$ 70.69	\$ 100.99	\$ 6,134,324.33	\$ 8,763,320.48

Subdivision	Region	Direct Payment to Subdivision - 70%	Direct Payment to Subdivision - 100%	Average of Foundation Regional Total at 70%	Average of Foundation Regional Total at 100%
Lykens Township	Region 17	\$ 30.67	\$ 43.82	\$ 8,538,233.53	\$ 12,197,476.47
Lynchburg Village	Region 09	\$ 4,070.87	\$ 5,815.53	\$ 14,600,619.13	\$ 20,858,027.33
	Region 14	\$ 5.43	\$ 7.75	\$ 38,120,719.54	\$ 54,458,170.78
Lyndhurst City	Region 03	\$ 47,767.57	\$ 68,239.38	\$ 10,014,097.95	\$ 14,305,854.22
Lynn Township	Region 17	\$ 15.66	\$ 22.37	\$ 8,538,233.53	\$ 12,197,476.47
Lyons Village	Region 16	\$ 203.40	\$ 290.58	\$ 3,484,680.00	\$ 4,978,114.29
Macedonia City	Region 05	\$ 74,312.46	\$ 106,160.66	\$ 5,829,292.48	\$ 8,327,560.68
Macksburg Village	Region 12	\$ 67.36	\$ 96.24	\$ 6,134,324.33	\$ 8,763,320.48
Mad River Township CHAMPAIGN COUNTY	Region 15	\$ 536.76	\$ 766.80	\$ 10,223,923.32	\$ 14,605,604.74
Mad River Township CLARK COUNTY	Region 14	\$ 18,748.56	\$ 26,783.66	\$ 38,120,719.54	\$ 54,458,170.78
Madeira City	Region 02	\$ 18,780.22	\$ 26,828.88	\$ 25,477,301.51	\$ 36,396,145.01
Madison County	Region 14	\$ 361,350.65	\$ 516,215.21	\$ 38,120,719.54	\$ 54,458,170.78
Madison Township BUTLER COUNTY	Region 14	\$ 9,227.00	\$ 13,181.43	\$ 38,120,719.54	\$ 54,458,170.78
Madison Township CLARK COUNTY	Region 14	\$ 3,953.13	\$ 5,647.32	\$ 38,120,719.54	\$ 54,458,170.78
Madison Township COLUMBIANA COUNTY	Region 11	\$ 262.78	\$ 375.40	\$ 8,884,635.63	\$ 12,692,336.61
Madison Township FAYETTE COUNTY	Region 09	\$ 514.84	\$ 735.49	\$ 14,600,619.13	\$ 20,858,027.33
Madison Township FRANKLIN COUNTY	Region 01	\$ 91,456.27	\$ 130,651.81	\$ 30,845,669.85	\$ 44,065,242.64
Madison Township GUERNSEY COUNTY	Region 12	\$ 153.39	\$ 219.13	\$ 6,134,324.33	\$ 8,763,320.48
Madison Township HANCOCK COUNTY	Region 17	\$ 218.01	\$ 311.44	\$ 8,538,233.53	\$ 12,197,476.47
Madison Township HIGHLAND COUNTY					

Subdivision	Region	Direct Payment to Subdivision - 70%	Direct Payment to Subdivision - 100%	Average of Foundation Regional Total at 70%	Average of Foundation Regional Total at 100%
	Region 09	\$ 63.69	\$ 90.99	\$ 14,600,619.13	\$ 20,858,027.33
Madison Township LAKE COUNTY	Region 13	\$ 26,163.78	\$ 37,376.82	\$ 13,152,362.77	\$ 18,789,089.68
Madison Township LICKING COUNTY	Region 18	\$ 2,273.66	\$ 3,248.08	\$ 12,692,254.44	\$ 18,131,792.05
Madison Township MUSKINGUM COUNTY	Region 12	\$ 28.29	\$ 40.41	\$ 6,134,324.33	\$ 8,763,320.48
Madison Township PICKAWAY COUNTY	Region 09	\$ 815.20	\$ 1,164.57	\$ 14,600,619.13	\$ 20,858,027.33
Madison Township RICHLAND COUNTY	Region 19	\$ 22,905.63	\$ 32,722.33	\$ 18,460,697.28	\$ 26,372,424.69
Madison Township SANDUSKY COUNTY	Region 17	\$ 1,466.30	\$ 2,094.72	\$ 8,538,233.53	\$ 12,197,476.47
Madison Township SCIOTO COUNTY	Region 09	\$ 12,749.17	\$ 18,213.10	\$ 14,600,619.13	\$ 20,858,027.33
Madison Township WILLIAMS COUNTY	Region 16	\$ 232.68	\$ 332.41	\$ 3,484,680.00	\$ 4,978,114.29
Madison Village	Region 13	\$ 9,808.08	\$ 14,011.54	\$ 13,152,362.77	\$ 18,789,089.68
Magnetic Springs Village	Region 18	\$ 463.35	\$ 661.93	\$ 12,692,254.44	\$ 18,131,792.05
Magnolia Village	Region 06	\$ 3,942.22	\$ 5,631.74	\$ 7,329,523.03	\$ 10,470,747.19
	Region 11	\$ 1,574.16	\$ 2,248.80	\$ 8,884,635.63	\$ 12,692,336.61
Mahoning County	Region 07	\$ 2,256,138.62	\$ 3,223,055.17	\$ 15,293,289.75	\$ 21,847,556.79
Maineville Village	Region 14	\$ 2,871.20	\$ 4,101.72	\$ 38,120,719.54	\$ 54,458,170.78
Malaga Township	Region 12	\$ 79.11	\$ 113.02	\$ 6,134,324.33	\$ 8,763,320.48
Malinta Village	Region 16	\$ 85.89	\$ 122.70	\$ 3,484,680.00	\$ 4,978,114.29
Malta Village	Region 12	\$ 196.34	\$ 280.48	\$ 6,134,324.33	\$ 8,763,320.48
Malvern Village	Region 11	\$ 829.46	\$ 1,184.94	\$ 8,884,635.63	\$ 12,692,336.61
Manchester Township	Region 09	\$ 1,969.42	\$ 2,813.46	\$ 14,600,619.13	\$ 20,858,027.33

Subdivision	Region	Direct Payment to Subdivision - 70%		Direct Payment to Subdivision - 100%		Average of Foundation Regional Total at 70%	Average of Foundation Regional Total at 100%
Manchester Village	Region 09	\$	3,604.42	\$	5,149.17	\$ 14,600,619.13	\$ 20,858,027.33
Mansfield City	Region 19	\$	301,810.91	\$	431,158.44	\$ 18,460,697.28	\$ 26,372,424.69
Mantua Township	Region 13	\$	91.65	\$	130.93	\$ 13,152,362.77	\$ 18,789,089.68
Mantua Village	Region 13	\$	2,239.75	\$	3,199.64	\$ 13,152,362.77	\$ 18,789,089.68
Maple Heights City	Region 03	\$	55,751.11	\$	79,644.45	\$ 10,014,097.95	\$ 14,305,854.22
Marble Cliff Village	Region 01	\$	656.87	\$	938.39	\$ 30,845,669.85	\$ 44,065,242.64
Marblehead Village	Region 17	\$	2,712.31	\$	3,874.73	\$ 8,538,233.53	\$ 12,197,476.47
Marengo Village	Region 18	\$	366.31	\$	523.30	\$ 12,692,254.44	\$ 18,131,792.05
Margaretta Township	Region 19	\$	11,030.88	\$	15,758.41	\$ 18,460,697.28	\$ 26,372,424.69
Mariemont Village	Region 02	\$	21,688.50	\$	30,983.58	\$ 25,477,301.51	\$ 36,396,145.01
Marietta City	Region 12	\$	120,266.77	\$	171,809.67	\$ 6,134,324.33	\$ 8,763,320.48
Marietta Township	Region 12	\$	294.54	\$	420.77	\$ 6,134,324.33	\$ 8,763,320.48
Marion City	Region 18	\$	352,023.20	\$	502,890.28	\$ 12,692,254.44	\$ 18,131,792.05
Marion County	Region 18	\$	475,788.52	\$	679,697.89	\$ 12,692,254.44	\$ 18,131,792.05
Marion Township ALLEN COUNTY	Region 15	\$	259.57	\$	370.81	\$ 10,223,923.32	\$ 14,605,604.74
Marion Township CLINTON COUNTY	Region 14	\$	2,956.27	\$	4,223.25	\$ 38,120,719.54	\$ 54,458,170.78
Marion Township FAYETTE COUNTY	Region 09	\$	1,085.13	\$	1,550.18	\$ 14,600,619.13	\$ 20,858,027.33
Marion Township HARDIN COUNTY	Region 17	\$	861.37	\$	1,230.53	\$ 8,538,233.53	\$ 12,197,476.47
Marion Township HENRY COUNTY	Region 16	\$	133.60	\$	190.86	\$ 3,484,680.00	\$ 4,978,114.29

Subdivision	Region	Direct Payment to Subdivision - 70%		Direct Payment to Subdivision - 100%		Average of Foundation Regional Total at 70%	Average of Foundation Regional Total at 100%
Marion Township HOCKING COUNTY	Region 10	\$	230.53	\$	329.32	\$ 7,572,821.33	\$ 10,818,316.18
Marion Township MARION COUNTY	Region 18	\$	74,232.97	\$	106,047.10	\$ 12,692,254.44	\$ 18,131,792.05
Marion Township MERCER COUNTY	Region 15	\$	2,124.90	\$	3,035.58	\$ 10,223,923.32	\$ 14,605,604.74
Marion Township PIKE COUNTY	Region 09	\$	274.06	\$	391.51	\$ 14,600,619.13	\$ 20,858,027.33
Mark Township	Region 16	\$	186.71	\$	266.73	\$ 3,484,680.00	\$ 4,978,114.29
Marlboro Township DELAWARE COUNTY	Region 18	\$	279.15	\$	398.79	\$ 12,692,254.44	\$ 18,131,792.05
Marlboro Township STARK COUNTY	Region 06	\$	6,795.53	\$	9,707.90	\$ 7,329,523.03	\$ 10,470,747.19
Marseilles Township	Region 17	\$	9.51	\$	13.59	\$ 8,538,233.53	\$ 12,197,476.47
Marseilles Village	Region 17	\$	9.51	\$	13.59	\$ 8,538,233.53	\$ 12,197,476.47
Marshall Township	Region 09	\$	891.70	\$	1,273.86	\$ 14,600,619.13	\$ 20,858,027.33
Marshallville Village	Region 19	\$	648.71	\$	926.73	\$ 18,460,697.28	\$ 26,372,424.69
Martins Ferry City	Region 11	\$	48,971.47	\$	69,959.25	\$ 8,884,635.63	\$ 12,692,336.61
Martinsburg Village	Region 18	\$	23.32	\$	33.31	\$ 12,692,254.44	\$ 18,131,792.05
Martinsville Village	Region 14	\$	849.14	\$	1,213.06	\$ 38,120,719.54	\$ 54,458,170.78
Mary Ann Township	Region 18	\$	1,332.83	\$	1,904.05	\$ 12,692,254.44	\$ 18,131,792.05
Marysville City	Region 18	\$	54,488.02	\$	77,840.03	\$ 12,692,254.44	\$ 18,131,792.05
Mason City	Region 14	\$	212,994.07	\$	304,277.24	\$ 38,120,719.54	\$ 54,458,170.78
Mason Township	Region 10	\$	49.03	\$	70.04	\$ 7,572,821.33	\$ 10,818,316.18
Massie Township	Region 14	\$	180.48	\$	257.82	\$ 38,120,719.54	\$ 54,458,170.78

Subdivision	Region	Direct Payment to Subdivision - 70%		Direct Payment to Subdivision - 100%		Average of Foundation Regional Total at 70%	Average of Foundation Regional Total at 100%
Massillon City	Region 06	\$	168,492.87	\$	240,704.11	\$ 7,329,523.03	\$ 10,470,747.19
Matamoras Village	Region 12	\$	447.70	\$	639.57	\$ 6,134,324.33	\$ 8,763,320.48
Maumee City	Region 04	\$	117,043.41	\$	167,204.87	\$ 12,777,685.28	\$ 18,253,836.12
Mayfield Heights City	Region 03	\$	64,876.76	\$	92,681.08	\$ 10,014,097.95	\$ 14,305,854.22
Mayfield Village	Region 03	\$	31,332.49	\$	44,760.70	\$ 10,014,097.95	\$ 14,305,854.22
Mcarthur Village	Region 10	\$	4,822.68	\$	6,889.55	\$ 7,572,821.33	\$ 10,818,316.18
Mcclure Village	Region 16	\$	104.97	\$	149.96	\$ 3,484,680.00	\$ 4,978,114.29
Mccomb Village	Region 17	\$	2,754.82	\$	3,935.46	\$ 8,538,233.53	\$ 12,197,476.47
Mcconnelsville Village	Region 12	\$	5,406.81	\$	7,724.02	\$ 6,134,324.33	\$ 8,763,320.48
Mcdonald Township	Region 17	\$	610.79	\$	872.56	\$ 8,538,233.53	\$ 12,197,476.47
Mcdonald Village	Region 07	\$	12,093.04	\$	17,275.77	\$ 15,293,289.75	\$ 21,847,556.79
Mcguffey Village	Region 17	\$	15.66	\$	22.37	\$ 8,538,233.53	\$ 12,197,476.47
Mckean Township	Region 18	\$	2,365.13	\$	3,378.75	\$ 12,692,254.44	\$ 18,131,792.05
Mclean Township	Region 15	\$	12.51	\$	17.88	\$ 10,223,923.32	\$ 14,605,604.74
Mead Township	Region 11	\$	2,299.87	\$	3,285.54	\$ 8,884,635.63	\$ 12,692,336.61
Mecca Township	Region 07	\$	2,211.85	\$	3,159.78	\$ 15,293,289.75	\$ 21,847,556.79
Mechanicsburg Village	Region 15	\$	8,424.10	\$	12,034.43	\$ 10,223,923.32	\$ 14,605,604.74
Medina City	Region 19	\$	119,988.35	\$	171,411.93	\$ 18,460,697.28	\$ 26,372,424.69
Medina County	Region 19	\$	1,103,473.22	\$	1,576,390.32	\$ 18,460,697.28	\$ 26,372,424.69

Subdivision	Region	Direct Payment to Subdivision - 70%		Direct Payment to Subdivision - 100%		Average of Foundation Regional Total at 70%	Average of Foundation Regional Total at 100%
Medina Township	Region 19	\$	25,492.95	\$	36,418.49	\$ 18,460,697.28	\$ 26,372,424.69
Meigs County	Region 10	\$	280,119.27	\$	400,170.38	\$ 7,572,821.33	\$ 10,818,316.18
Meigs Township	Region 09	\$	2,786.92	\$	3,981.31	\$ 14,600,619.13	\$ 20,858,027.33
Meigsville Township	Region 12	\$	105.72	\$	151.03	\$ 6,134,324.33	\$ 8,763,320.48
Melrose Village	Region 16	\$	158.44	\$	226.35	\$ 3,484,680.00	\$ 4,978,114.29
Mendon Village	Region 15	\$	127.24	\$	181.77	\$ 10,223,923.32	\$ 14,605,604.74
Mentor City	Region 13	\$	351,848.00	\$	502,640.01	\$ 13,152,362.77	\$ 18,789,089.68
Mentor-On-The-Lake City	Region 13	\$	27,633.65	\$	39,476.64	\$ 13,152,362.77	\$ 18,789,089.68
Mercer County	Region 15	\$	233,434.11	\$	333,477.30	\$ 10,223,923.32	\$ 14,605,604.74
Mesopotamia Township	Region 07	\$	4,159.24	\$	5,941.77	\$ 15,293,289.75	\$ 21,847,556.79
Metamora Village	Region 16	\$	224.18	\$	320.26	\$ 3,484,680.00	\$ 4,978,114.29
Meyers Lake Village	Region 06	\$	2,119.02	\$	3,027.18	\$ 7,329,523.03	\$ 10,470,747.19
Miami County	Region 15	\$	814,802.88	\$	1,164,004.12	\$ 10,223,923.32	\$ 14,605,604.74
Miami Township CLERMONT COUNTY	Region 14	\$	308,486.15	\$	440,694.50	\$ 38,120,719.54	\$ 54,458,170.78
Miami Township GREENE COUNTY	Region 14	\$	7,987.98	\$	11,411.39	\$ 38,120,719.54	\$ 54,458,170.78
Miami Township HAMILTON COUNTY	Region 02	\$	31,355.31	\$	44,793.30	\$ 25,477,301.51	\$ 36,396,145.01
Miami Township LOGAN COUNTY	Region 15	\$	337.58	\$	482.26	\$ 10,223,923.32	\$ 14,605,604.74
Miami Township MONTGOMERY COUNTY	Region 08	\$	191,019.03	\$	272,884.32	\$ 22,270,316.03	\$ 31,814,737.19
Miamisburg City	Region 08	\$	234,128.91	\$	334,469.86	\$ 22,270,316.03	\$ 31,814,737.19

Subdivision	Region	Direct Payment to Subdivision - 70%		Direct Payment to Subdivision - 100%		Average of Foundation Regional Total at 70%	Average of Foundation Regional Total at 100%
Middle Point Village	Region 16	\$	1,432.61	\$	2,046.58	\$ 3,484,680.00	\$ 4,978,114.29
Middleburg Heights City	Region 03	\$	53,193.93	\$	75,991.32	\$ 10,014,097.95	\$ 14,305,854.22
Middlebury Township	Region 18	\$	396.41	\$	566.30	\$ 12,692,254.44	\$ 18,131,792.05
Middlefield Village	Region 13	\$	15,600.86	\$	22,286.94	\$ 13,152,362.77	\$ 18,789,089.68
Middleport Village	Region 10	\$	9,445.44	\$	13,493.48	\$ 7,572,821.33	\$ 10,818,316.18
Middleton Township COLUMBIANA COUNTY	Region 11	\$	1,877.01	\$	2,681.44	\$ 8,884,635.63	\$ 12,692,336.61
Middleton Township WOOD COUNTY	Region 17	\$	4,549.53	\$	6,499.33	\$ 8,538,233.53	\$ 12,197,476.47
Middletown City	Region 14	\$	821,580.36	\$	1,173,686.22	\$ 38,120,719.54	\$ 54,458,170.78
Midland Village	Region 14	\$	31.45	\$	44.93	\$ 38,120,719.54	\$ 54,458,170.78
Midvale Village	Region 11	\$	694.71	\$	992.44	\$ 8,884,635.63	\$ 12,692,336.61
Midway Village	Region 14	\$	955.80	\$	1,365.43	\$ 38,120,719.54	\$ 54,458,170.78
Mifflin Township ASHLAND COUNTY	Region 19	\$	481.71	\$	688.16	\$ 18,460,697.28	\$ 26,372,424.69
Mifflin Township FRANKLIN COUNTY	Region 01	\$	129,124.23	\$	184,463.19	\$ 30,845,669.85	\$ 44,065,242.64
Mifflin Township PIKE COUNTY	Region 09	\$	178.73	\$	255.33	\$ 14,600,619.13	\$ 20,858,027.33
Mifflin Township RICHLAND COUNTY	Region 19	\$	11,358.47	\$	16,226.39	\$ 18,460,697.28	\$ 26,372,424.69
Mifflin Township WYANDOT COUNTY	Region 17	\$	171.23	\$	244.62	\$ 8,538,233.53	\$ 12,197,476.47
Mifflin Village	Region 19	\$	217.92	\$	311.31	\$ 18,460,697.28	\$ 26,372,424.69
Milan Township	Region 19	\$	2,856.60	\$	4,080.86	\$ 18,460,697.28	\$ 26,372,424.69
Milan Village	Region 19	\$	5,755.93	\$	8,222.75	\$ 18,460,697.28	\$ 26,372,424.69

Subdivision	Region	Direct Payment to Subdivision - 70%		Direct Payment to Subdivision - 100%		Average of Foundation Regional Total at 70%	Average of Foundation Regional Total at 100%
Milford Center Village	Region 18	\$	89.27	\$	127.53	\$ 12,692,254.44	\$ 18,131,792.05
Milford City	Region 02	\$	216.02	\$	308.60	\$ 25,477,301.51	\$ 36,396,145.01
	Region 14	\$	105,753.40	\$	151,076.28	\$ 38,120,719.54	\$ 54,458,170.78
Milford Township BUTLER COUNTY	Region 14	\$	2,209.92	\$	3,157.03	\$ 38,120,719.54	\$ 54,458,170.78
Milford Township DEFIANCE COUNTY	Region 16	\$	420.11	\$	600.15	\$ 3,484,680.00	\$ 4,978,114.29
Mill Creek Township COSHOCTON COUNTY	Region 12	\$	32.38	\$	46.25	\$ 6,134,324.33	\$ 8,763,320.48
Mill Creek Township WILLIAMS COUNTY	Region 16	\$	88.64	\$	126.63	\$ 3,484,680.00	\$ 4,978,114.29
Mill Township	Region 11	\$	17,145.44	\$	24,493.49	\$ 8,884,635.63	\$ 12,692,336.61
Millbury Village	Region 17	\$	1,396.68	\$	1,995.26	\$ 8,538,233.53	\$ 12,197,476.47
Millcreek Township	Region 18	\$	25.51	\$	36.44	\$ 12,692,254.44	\$ 18,131,792.05
Milledgeville Village	Region 09	\$	36.27	\$	51.82	\$ 14,600,619.13	\$ 20,858,027.33
Miller City Village	Region 16	\$	35.02	\$	50.03	\$ 3,484,680.00	\$ 4,978,114.29
Miller Township	Region 18	\$	1,212.54	\$	1,732.21	\$ 12,692,254.44	\$ 18,131,792.05
Millersburg Village	Region 11	\$	2,575.30	\$	3,679.00	\$ 8,884,635.63	\$ 12,692,336.61
Millersport Village	Region 18	\$	8,272.08	\$	11,817.26	\$ 12,692,254.44	\$ 18,131,792.05
Millville Village	Region 14	\$	10,730.66	\$	15,329.52	\$ 38,120,719.54	\$ 54,458,170.78
Millwood Township	Region 12	\$	76.70	\$	109.57	\$ 6,134,324.33	\$ 8,763,320.48
Milton Center Village	Region 17	\$	8.63	\$	12.33	\$ 8,538,233.53	\$ 12,197,476.47
Milton Township ASHLAND COUNTY	Region 19	\$	22.94	\$	32.77	\$ 18,460,697.28	\$ 26,372,424.69
Milton Township MAHONING COUNTY	Region 07	\$	6,858.93	\$	9,798.48	\$ 15,293,289.75	\$ 21,847,556.79

Subdivision	Region	Direct Payment to Subdivision - 70%		Direct Payment to Subdivision - 100%		Average of Foundation Regional Total at 70%	Average of Foundation Regional Total at 100%
Miltonsburg Village	Region 12	\$	24.39	\$	34.84	\$ 6,134,324.33	\$ 8,763,320.48
Mineral City Village	Region 11	\$	3,737.54	\$	5,339.34	\$ 8,884,635.63	\$ 12,692,336.61
Minerva Park Village	Region 01	\$	4,339.68	\$	6,199.54	\$ 30,845,669.85	\$ 44,065,242.64
Minerva Village	Region 06	\$	8,372.09	\$	11,960.13	\$ 7,329,523.03	\$ 10,470,747.19
	Region 11	\$	8,296.96	\$	11,852.80	\$ 8,884,635.63	\$ 12,692,336.61
Mingo Junction Village	Region 11	\$	10,562.73	\$	15,089.61	\$ 8,884,635.63	\$ 12,692,336.61
Minster Village	Region 15	\$	7,958.76	\$	11,369.66	\$ 10,223,923.32	\$ 14,605,604.74
Mississinawa Township	Region 15	\$	485.71	\$	693.88	\$ 10,223,923.32	\$ 14,605,604.74
Mogadore Village	Region 05	\$	13,200.28	\$	18,857.54	\$ 5,829,292.48	\$ 8,327,560.68
	Region 13	\$	1,974.57	\$	2,820.82	\$ 13,152,362.77	\$ 18,789,089.68
Monclova Township	Region 04	\$	15,254.26	\$	21,791.80	\$ 12,777,685.28	\$ 18,253,836.12
Monday Creek Township	Region 12	\$	60.68	\$	86.68	\$ 6,134,324.33	\$ 8,763,320.48
Monroe City	Region 14	\$	168,980.80	\$	241,401.14	\$ 38,120,719.54	\$ 54,458,170.78
Monroe County	Region 12	\$	108,324.31	\$	154,749.02	\$ 6,134,324.33	\$ 8,763,320.48
Monroe Township ADAMS COUNTY	Region 09	\$	2,378.17	\$	3,397.39	\$ 14,600,619.13	\$ 20,858,027.33
Monroe Township ALLEN COUNTY	Region 15	\$	384.55	\$	549.35	\$ 10,223,923.32	\$ 14,605,604.74
Monroe Township CARROLL COUNTY	Region 11	\$	1,428.51	\$	2,040.73	\$ 8,884,635.63	\$ 12,692,336.61
Monroe Township CLERMONT COUNTY	Region 14	\$	4,910.11	\$	7,014.44	\$ 38,120,719.54	\$ 54,458,170.78
Monroe Township DARKE COUNTY	Region 15	\$	867.35	\$	1,239.07	\$ 10,223,923.32	\$ 14,605,604.74
Monroe Township GUERNSEY COUNTY	Region 12	\$	268.43	\$	383.48	\$ 6,134,324.33	\$ 8,763,320.48

Subdivision	Region	Direct Payment to Subdivision - 70%		Direct Payment to Subdivision - 100%		Average of Foundation Regional Total at 70%	Average of Foundation Regional Total at 100%
Monroe Township HARRISON COUNTY	Region 11	\$	497.85	\$	711.21	\$ 8,884,635.63	\$ 12,692,336.61
Monroe Township KNOX COUNTY	Region 18	\$	3,078.00	\$	4,397.14	\$ 12,692,254.44	\$ 18,131,792.05
Monroe Township LICKING COUNTY	Region 18	\$	22,632.04	\$	32,331.49	\$ 12,692,254.44	\$ 18,131,792.05
Monroe Township LOGAN COUNTY	Region 15	\$	267.25	\$	381.79	\$ 10,223,923.32	\$ 14,605,604.74
Monroe Township MUSKINGUM COUNTY	Region 12	\$	169.73	\$	242.47	\$ 6,134,324.33	\$ 8,763,320.48
Monroe Township PERRY COUNTY	Region 12	\$	106.18	\$	151.69	\$ 6,134,324.33	\$ 8,763,320.48
Monroe Township PICKAWAY COUNTY	Region 09	\$	527.48	\$	753.54	\$ 14,600,619.13	\$ 20,858,027.33
Monroe Township PREBLE COUNTY	Region 15	\$	2,861.93	\$	4,088.47	\$ 10,223,923.32	\$ 14,605,604.74
Monroe Township PUTNAM COUNTY	Region 16	\$	1,085.59	\$	1,550.85	\$ 3,484,680.00	\$ 4,978,114.29
Monroe Township RICHLAND COUNTY	Region 19	\$	1,635.22	\$	2,336.03	\$ 18,460,697.28	\$ 26,372,424.69
Monroeville Village	Region 19	\$	8,110.07	\$	11,585.82	\$ 18,460,697.28	\$ 26,372,424.69
Monterey Township	Region 16	\$	163.42	\$	233.46	\$ 3,484,680.00	\$ 4,978,114.29
Montezuma Village	Region 15	\$	458.06	\$	654.38	\$ 10,223,923.32	\$ 14,605,604.74
Montgomery City	Region 02	\$	69,351.41	\$	99,073.44	\$ 25,477,301.51	\$ 36,396,145.01
Montgomery County	Region 08	\$	7,282,239.02	\$	10,403,198.61	\$ 22,270,316.03	\$ 31,814,737.19
Montgomery Township MARION COUNTY	Region 18	\$	1,022.64	\$	1,460.91	\$ 12,692,254.44	\$ 18,131,792.05
Montgomery Township WOOD COUNTY	Region 17	\$	1,614.35	\$	2,306.21	\$ 8,538,233.53	\$ 12,197,476.47
Montpelier Village	Region 16	\$	7,634.26	\$	10,906.08	\$ 3,484,680.00	\$ 4,978,114.29
Montville Township GEAUGA COUNTY	Region 13	\$	809.73	\$	1,156.76	\$ 13,152,362.77	\$ 18,789,089.68

Subdivision	Region	Direct Payment to Subdivision - 70%		Direct Payment to Subdivision - 100%		Average of Foundation Regional Total at 70%	Average of Foundation Regional Total at 100%
Montville Township MEDINA COUNTY	Region 19	\$	28,606.71	\$	40,866.74	\$ 18,460,697.28	\$ 26,372,424.69
Moorefield Township	Region 14	\$	12,799.68	\$	18,285.26	\$ 38,120,719.54	\$ 54,458,170.78
Moraine City	Region 08	\$	125,576.54	\$	179,395.06	\$ 22,270,316.03	\$ 31,814,737.19
Moreland Hills Village	Region 03	\$	4,880.38	\$	6,971.97	\$ 10,014,097.95	\$ 14,305,854.22
Morgan County	Region 12	\$	123,178.72	\$	175,969.59	\$ 6,134,324.33	\$ 8,763,320.48
Morgan Township ASHTABULA COUNTY	Region 13	\$	1,837.64	\$	2,625.20	\$ 13,152,362.77	\$ 18,789,089.68
Morgan Township BUTLER COUNTY	Region 14	\$	8,497.96	\$	12,139.94	\$ 38,120,719.54	\$ 54,458,170.78
Morgan Township GALLIA COUNTY	Region 10	\$	634.32	\$	906.17	\$ 7,572,821.33	\$ 10,818,316.18
Morgan Township KNOX COUNTY	Region 18	\$	1,888.77	\$	2,698.24	\$ 12,692,254.44	\$ 18,131,792.05
Morgan Township SCIOTO COUNTY	Region 09	\$	2,004.59	\$	2,863.70	\$ 14,600,619.13	\$ 20,858,027.33
Morral Village	Region 18	\$	1,258.63	\$	1,798.04	\$ 12,692,254.44	\$ 18,131,792.05
Morris Township	Region 18	\$	46.64	\$	66.62	\$ 12,692,254.44	\$ 18,131,792.05
Morristown Village	Region 11	\$	674.10	\$	963.00	\$ 8,884,635.63	\$ 12,692,336.61
Morrow County	Region 18	\$	309,189.22	\$	441,698.89	\$ 12,692,254.44	\$ 18,131,792.05
Morrow Village	Region 14	\$	2,182.11	\$	3,117.31	\$ 38,120,719.54	\$ 54,458,170.78
Moscow Village	Region 14	\$	1,458.45	\$	2,083.50	\$ 38,120,719.54	\$ 54,458,170.78
Moulton Township	Region 15	\$	338.94	\$	484.20	\$ 10,223,923.32	\$ 14,605,604.74
Mount Blanchard Village	Region 17	\$	89.18	\$	127.41	\$ 8,538,233.53	\$ 12,197,476.47
Mount Cory Village	Region 17	\$	168.46	\$	240.66	\$ 8,538,233.53	\$ 12,197,476.47

Subdivision	Region	Direct Payment to Subdivision - 70%		Direct Payment to Subdivision - 100%		Average of Foundation Regional Total at 70%	Average of Foundation Regional Total at 100%
Mount Eaton Village	Region 19	\$	463.36	\$	661.95	\$ 18,460,697.28	\$ 26,372,424.69
Mount Gilead Village	Region 18	\$	6,726.75	\$	9,609.65	\$ 12,692,254.44	\$ 18,131,792.05
Mount Healthy City	Region 02	\$	21,217.53	\$	30,310.75	\$ 25,477,301.51	\$ 36,396,145.01
Mount Orab Village	Region 09	\$	121,019.28	\$	172,884.69	\$ 14,600,619.13	\$ 20,858,027.33
Mount Pleasant Township	Region 11	\$	1,348.43	\$	1,926.33	\$ 8,884,635.63	\$ 12,692,336.61
Mount Pleasant Village	Region 11	\$	224.74	\$	321.06	\$ 8,884,635.63	\$ 12,692,336.61
Mount Sterling Village	Region 14	\$	12,996.18	\$	18,565.96	\$ 38,120,719.54	\$ 54,458,170.78
Mount Vernon City	Region 18	\$	129,182.55	\$	184,546.50	\$ 12,692,254.44	\$ 18,131,792.05
Mount Victory Village	Region 17	\$	525.52	\$	750.74	\$ 8,538,233.53	\$ 12,197,476.47
Mowrystown Village	Region 09	\$	14,076.20	\$	20,108.85	\$ 14,600,619.13	\$ 20,858,027.33
Munroe Falls City	Region 05	\$	20,412.82	\$	29,161.18	\$ 5,829,292.48	\$ 8,327,560.68
Munson Township	Region 13	\$	17,827.62	\$	25,468.04	\$ 13,152,362.77	\$ 18,789,089.68
Murray City Village	Region 10	\$	516.94	\$	738.48	\$ 7,572,821.33	\$ 10,818,316.18
Muskingum County	Region 12	\$	731,384.65	\$	1,044,835.22	\$ 6,134,324.33	\$ 8,763,320.48
Muskingum Township	Region 12	\$	4,877.59	\$	6,967.99	\$ 6,134,324.33	\$ 8,763,320.48
Mutual Village	Region 15	\$	72.28	\$	103.26	\$ 10,223,923.32	\$ 14,605,604.74
Napoleon City	Region 16	\$	28,238.23	\$	40,340.33	\$ 3,484,680.00	\$ 4,978,114.29
Napoleon Township	Region 16	\$	1,211.98	\$	1,731.40	\$ 3,484,680.00	\$ 4,978,114.29
Nashville Village	Region 11	\$	164.03	\$	234.33	\$ 8,884,635.63	\$ 12,692,336.61

Subdivision	Region	Direct Payment to Subdivision - 70%		Direct Payment to Subdivision - 100%		Average of Foundation Regional Total at 70%	Average of Foundation Regional Total at 100%
Navarre Village	Region 06	\$	6,362.96	\$	9,089.94	\$ 7,329,523.03	\$ 10,470,747.19
Nellie Village	Region 12	\$	108.02	\$	154.31	\$ 6,134,324.33	\$ 8,763,320.48
Nelsonville City	Region 10	\$	21,661.20	\$	30,944.57	\$ 7,572,821.33	\$ 10,818,316.18
Nevada Village	Region 17	\$	76.10	\$	108.72	\$ 8,538,233.53	\$ 12,197,476.47
Neville Village	Region 14	\$	24.31	\$	34.72	\$ 38,120,719.54	\$ 54,458,170.78
New Albany City	Region 01	\$	49,252.63	\$	70,360.89	\$ 30,845,669.85	\$ 44,065,242.64
	Region 18	\$	943.45	\$	1,347.79	\$ 12,692,254.44	\$ 18,131,792.05
New Alexandria Village	Region 11	\$	224.74	\$	321.06	\$ 8,884,635.63	\$ 12,692,336.61
New Athens Village	Region 11	\$	148.01	\$	211.44	\$ 8,884,635.63	\$ 12,692,336.61
New Bavaria Village	Region 16	\$	271.52	\$	387.88	\$ 3,484,680.00	\$ 4,978,114.29
New Bloomington Village	Region 18	\$	886.44	\$	1,266.35	\$ 12,692,254.44	\$ 18,131,792.05
New Boston Village	Region 09	\$	30,710.27	\$	43,871.81	\$ 14,600,619.13	\$ 20,858,027.33
New Bremen Village	Region 15	\$	10,833.46	\$	15,476.37	\$ 10,223,923.32	\$ 14,605,604.74
New Carlisle City	Region 14	\$	17,098.23	\$	24,426.04	\$ 38,120,719.54	\$ 54,458,170.78
New Concord Village	Region 12	\$	10,353.59	\$	14,790.84	\$ 6,134,324.33	\$ 8,763,320.48
New Franklin City	Region 05	\$	41,437.21	\$	59,196.02	\$ 5,829,292.48	\$ 8,327,560.68
New Haven Township	Region 19	\$	2,303.34	\$	3,290.48	\$ 18,460,697.28	\$ 26,372,424.69
New Holland Village	Region 09	\$	268.35	\$	383.35	\$ 14,600,619.13	\$ 20,858,027.33
New Jasper Township	Region 14	\$	2,313.46	\$	3,304.94	\$ 38,120,719.54	\$ 54,458,170.78
New Knoxville Village	Region 15	\$	1,669.58	\$	2,385.12	\$ 10,223,923.32	\$ 14,605,604.74

Subdivision	Region	Direct Payment to Subdivision - 70%		Direct Payment to Subdivision - 100%		Average of Foundation Regional Total at 70%	Average of Foundation Regional Total at 100%
New Lebanon Village	Region 08	\$	8,233.14	\$	11,761.63	\$ 22,270,316.03	\$ 31,814,737.19
New Lexington Village	Region 12	\$	18,324.38	\$	26,177.68	\$ 6,134,324.33	\$ 8,763,320.48
New London Township	Region 19	\$	406.47	\$	580.67	\$ 18,460,697.28	\$ 26,372,424.69
New London Village	Region 19	\$	4,296.98	\$	6,138.55	\$ 18,460,697.28	\$ 26,372,424.69
New Madison Village	Region 15	\$	2,341.83	\$	3,345.48	\$ 10,223,923.32	\$ 14,605,604.74
New Market Township	Region 09	\$	350.31	\$	500.45	\$ 14,600,619.13	\$ 20,858,027.33
New Miami Village	Region 14	\$	3,394.63	\$	4,849.47	\$ 38,120,719.54	\$ 54,458,170.78
New Middletown Village	Region 07	\$	1,073.87	\$	1,534.10	\$ 15,293,289.75	\$ 21,847,556.79
New Paris Village	Region 15	\$	2,284.93	\$	3,264.18	\$ 10,223,923.32	\$ 14,605,604.74
New Philadelphia City	Region 11	\$	109,250.09	\$	156,071.56	\$ 8,884,635.63	\$ 12,692,336.61
New Richmond Village	Region 14	\$	46,646.04	\$	66,637.20	\$ 38,120,719.54	\$ 54,458,170.78
New Riegel Village	Region 17	\$	339.33	\$	484.76	\$ 8,538,233.53	\$ 12,197,476.47
New Russia Township	Region 19	\$	1,181.03	\$	1,687.18	\$ 18,460,697.28	\$ 26,372,424.69
New Straitsville Village	Region 12	\$	3,003.50	\$	4,290.71	\$ 6,134,324.33	\$ 8,763,320.48
New Vienna Village	Region 14	\$	1,289.44	\$	1,842.05	\$ 38,120,719.54	\$ 54,458,170.78
New Washington Village	Region 17	\$	1,732.98	\$	2,475.68	\$ 8,538,233.53	\$ 12,197,476.47
New Waterford Village	Region 11	\$	6,851.08	\$	9,787.25	\$ 8,884,635.63	\$ 12,692,336.61
New Weston Village	Region 15	\$	121.43	\$	173.47	\$ 10,223,923.32	\$ 14,605,604.74
Newark City	Region 18	\$	250,677.29	\$	358,110.41	\$ 12,692,254.44	\$ 18,131,792.05

Subdivision	Region	Direct Payment to Subdivision - 70%		Direct Payment to Subdivision - 100%		Average of Foundation Regional Total at 70%	Average of Foundation Regional Total at 100%
Newark Township	Region 18	\$	2,574.20	\$	3,677.43	\$ 12,692,254.44	\$ 18,131,792.05
Newberry Township	Region 15	\$	2,802.43	\$	4,003.47	\$ 10,223,923.32	\$ 14,605,604.74
Newburgh Heights Village	Region 03	\$	6,033.62	\$	8,619.46	\$ 10,014,097.95	\$ 14,305,854.22
Newbury Township	Region 13	\$	3,913.71	\$	5,591.01	\$ 13,152,362.77	\$ 18,789,089.68
Newcomerstown Village	Region 11	\$	10,823.58	\$	15,462.26	\$ 8,884,635.63	\$ 12,692,336.61
Newton Falls Village	Region 07	\$	51,473.56	\$	73,533.65	\$ 15,293,289.75	\$ 21,847,556.79
Newton Township LICKING COUNTY	Region 18	\$	1,554.97	\$	2,221.39	\$ 12,692,254.44	\$ 18,131,792.05
Newton Township MUSKINGUM COUNTY	Region 12	\$	2,857.14	\$	4,081.62	\$ 6,134,324.33	\$ 8,763,320.48
Newton Township PIKE COUNTY	Region 09	\$	321.72	\$	459.60	\$ 14,600,619.13	\$ 20,858,027.33
Newton Township TRUMBULL COUNTY	Region 07	\$	3,798.61	\$	5,426.58	\$ 15,293,289.75	\$ 21,847,556.79
Newtonsville Village	Region 14	\$	777.84	\$	1,111.20	\$ 38,120,719.54	\$ 54,458,170.78
Newtown Village	Region 02	\$	8,077.26	\$	11,538.94	\$ 25,477,301.51	\$ 36,396,145.01
Ney Village	Region 16	\$	93.36	\$	133.37	\$ 3,484,680.00	\$ 4,978,114.29
Nile Township	Region 09	\$	7,376.88	\$	10,538.40	\$ 14,600,619.13	\$ 20,858,027.33
Niles City	Region 07	\$	231,787.28	\$	331,124.68	\$ 15,293,289.75	\$ 21,847,556.79
Nimishillen Township	Region 06	\$	17,288.83	\$	24,698.33	\$ 7,329,523.03	\$ 10,470,747.19
Noble County	Region 12	\$	139,234.38	\$	198,906.25	\$ 6,134,324.33	\$ 8,763,320.48
Noble Township AUGLAIZE COUNTY	Region 15	\$	12.55	\$	17.93	\$ 10,223,923.32	\$ 14,605,604.74
Noble Township DEFIANCE COUNTY	Region 16	\$	482.35	\$	689.06	\$ 3,484,680.00	\$ 4,978,114.29

Subdivision	Region	Direct Payment to Subdivision - 70%		Direct Payment to Subdivision - 100%		Average of Foundation Regional Total at 70%	Average of Foundation Regional Total at 100%
Noble Township NOBLE COUNTY	Region 12	\$	1,167.38	\$	1,667.69	\$ 6,134,324.33	\$ 8,763,320.48
North Baltimore Village	Region 17	\$	4,868.95	\$	6,955.64	\$ 8,538,233.53	\$ 12,197,476.47
North Bend Village	Region 02	\$	3,610.90	\$	5,158.43	\$ 25,477,301.51	\$ 36,396,145.01
North Bloomfield Township	Region 18	\$	582.76	\$	832.52	\$ 12,692,254.44	\$ 18,131,792.05
North Canton City	Region 06	\$	74,011.28	\$	105,730.40	\$ 7,329,523.03	\$ 10,470,747.19
North College Hill City	Region 02	\$	27,375.55	\$	39,107.94	\$ 25,477,301.51	\$ 36,396,145.01
North Fairfield Village	Region 19	\$	96.78	\$	138.26	\$ 18,460,697.28	\$ 26,372,424.69
North Hampton Village	Region 14	\$	2,571.45	\$	3,673.50	\$ 38,120,719.54	\$ 54,458,170.78
North Kingsville Village	Region 13	\$	8,261.11	\$	11,801.58	\$ 13,152,362.77	\$ 18,789,089.68
North Lewisburg Village	Region 15	\$	5,720.52	\$	8,172.17	\$ 10,223,923.32	\$ 14,605,604.74
North Olmsted City	Region 03	\$	56,386.23	\$	80,551.76	\$ 10,014,097.95	\$ 14,305,854.22
North Perry Village	Region 13	\$	3,019.93	\$	4,314.18	\$ 13,152,362.77	\$ 18,789,089.68
North Randall Village	Region 03	\$	1,448.51	\$	2,069.31	\$ 10,014,097.95	\$ 14,305,854.22
North Ridgeville City	Region 19	\$	155,071.57	\$	221,530.82	\$ 18,460,697.28	\$ 26,372,424.69
North Robinson Village	Region 17	\$	92.02	\$	131.45	\$ 8,538,233.53	\$ 12,197,476.47
North Royalton City	Region 03	\$	69,144.31	\$	98,777.58	\$ 10,014,097.95	\$ 14,305,854.22
North Star Village	Region 15	\$	851.82	\$	1,216.89	\$ 10,223,923.32	\$ 14,605,604.74
North Township	Region 11	\$	874.60	\$	1,249.43	\$ 8,884,635.63	\$ 12,692,336.61
Northfield Center Township	Region 05	\$	7,814.50	\$	11,163.57	\$ 5,829,292.48	\$ 8,327,560.68

Subdivision	Region	Direct Payment to Subdivision - 70%		Direct Payment to Subdivision - 100%		Average of Foundation Regional Total at 70%	Average of Foundation Regional Total at 100%
Northfield Village	Region 05	\$	28,893.25	\$	41,276.07	\$ 5,829,292.48	\$ 8,327,560.68
Northwest Township	Region 16	\$	476.45	\$	680.64	\$ 3,484,680.00	\$ 4,978,114.29
Northwood City	Region 17	\$	21,720.34	\$	31,029.05	\$ 8,538,233.53	\$ 12,197,476.47
Norton City	Region 05	\$	52,781.23	\$	75,401.76	\$ 5,829,292.48	\$ 8,327,560.68
	Region 19	\$	7.05	\$	10.08	\$ 18,460,697.28	\$ 26,372,424.69
Norwalk City	Region 19	\$	94,746.56	\$	135,352.22	\$ 18,460,697.28	\$ 26,372,424.69
Norwalk Township	Region 19	\$	1,374.26	\$	1,963.23	\$ 18,460,697.28	\$ 26,372,424.69
Norwich Township FRANKLIN COUNTY	Region 01	\$	124,343.05	\$	177,632.93	\$ 30,845,669.85	\$ 44,065,242.64
Norwich Township HURON COUNTY	Region 19	\$	774.23	\$	1,106.04	\$ 18,460,697.28	\$ 26,372,424.69
Norwich Village	Region 12	\$	109.49	\$	156.41	\$ 6,134,324.33	\$ 8,763,320.48
Norwood City	Region 02	\$	159,837.92	\$	228,339.88	\$ 25,477,301.51	\$ 36,396,145.01
Nottingham Township	Region 11	\$	322.93	\$	461.33	\$ 8,884,635.63	\$ 12,692,336.61
Oak Harbor Village	Region 17	\$	6,093.02	\$	8,704.31	\$ 8,538,233.53	\$ 12,197,476.47
Oak Hill Village	Region 10	\$	1,402.36	\$	2,003.38	\$ 7,572,821.33	\$ 10,818,316.18
Oakwood City	Region 08	\$	93,810.48	\$	134,014.97	\$ 22,270,316.03	\$ 31,814,737.19
Oakwood Village CUYAHOGA COUNTY	Region 03	\$	22,619.12	\$	32,313.03	\$ 10,014,097.95	\$ 14,305,854.22
Oakwood Village PAULDING COUNTY	Region 16	\$	860.59	\$	1,229.42	\$ 3,484,680.00	\$ 4,978,114.29
Oberlin City	Region 19	\$	73,786.71	\$	105,409.59	\$ 18,460,697.28	\$ 26,372,424.69
Obetz Village	Region 01	\$	1,787.56	\$	2,553.66	\$ 30,845,669.85	\$ 44,065,242.64
Octa Village							

Subdivision	Region	Direct Payment to Subdivision - 70%	Direct Payment to Subdivision - 100%	Average of Foundation Regional Total at 70%	Average of Foundation Regional Total at 100%
	Region 09	\$ 18.62	\$ 26.60	\$ 14,600,619.13	\$ 20,858,027.33
Ohio City Village	Region 16	\$ 1,886.85	\$ 2,695.49	\$ 3,484,680.00	\$ 4,978,114.29
Ohio Township CLERMONT COUNTY	Region 14	\$ 3,524.58	\$ 5,035.12	\$ 38,120,719.54	\$ 54,458,170.78
Ohio Township MONROE COUNTY	Region 12	\$ 395.57	\$ 565.10	\$ 6,134,324.33	\$ 8,763,320.48
Old Washington Village	Region 12	\$ 2,339.22	\$ 3,341.74	\$ 6,134,324.33	\$ 8,763,320.48
Olive Township MEIGS COUNTY	Region 10	\$ 763.27	\$ 1,090.38	\$ 7,572,821.33	\$ 10,818,316.18
Olive Township NOBLE COUNTY	Region 12	\$ 291.84	\$ 416.92	\$ 6,134,324.33	\$ 8,763,320.48
Olmsted Falls City	Region 03	\$ 16,401.65	\$ 23,430.92	\$ 10,014,097.95	\$ 14,305,854.22
Olmsted Township	Region 03	\$ 20,892.04	\$ 29,845.78	\$ 10,014,097.95	\$ 14,305,854.22
Ontario City	Region 19	\$ 27,182.35	\$ 38,831.93	\$ 18,460,697.28	\$ 26,372,424.69
Orange Township ASHLAND COUNTY	Region 19	\$ 688.16	\$ 983.08	\$ 18,460,697.28	\$ 26,372,424.69
Orange Township CARROLL COUNTY	Region 11	\$ 522.25	\$ 746.07	\$ 8,884,635.63	\$ 12,692,336.61
Orange Township DELAWARE COUNTY	Region 18	\$ 74,952.79	\$ 107,075.42	\$ 12,692,254.44	\$ 18,131,792.05
Orange Township MEIGS COUNTY	Region 10	\$ 477.04	\$ 681.49	\$ 7,572,821.33	\$ 10,818,316.18
Orange Township SHELBY COUNTY	Region 15	\$ 1,676.71	\$ 2,395.31	\$ 10,223,923.32	\$ 14,605,604.74
Orange Village	Region 03	\$ 14,134.16	\$ 20,191.66	\$ 10,014,097.95	\$ 14,305,854.22
Orangeville Village	Region 07	\$ 745.30	\$ 1,064.71	\$ 15,293,289.75	\$ 21,847,556.79
Oregon City	Region 04	\$ 132,079.57	\$ 188,685.09	\$ 12,777,685.28	\$ 18,253,836.12
Orrville City	Region 19	\$ 12,636.18	\$ 18,051.68	\$ 18,460,697.28	\$ 26,372,424.69
Orwell Township					

Subdivision	Region	Direct Payment to Subdivision - 70%	Direct Payment to Subdivision - 100%	Average of Foundation Regional Total at 70%	Average of Foundation Regional Total at 100%
	Region 13	\$ 678.77	\$ 969.67	\$ 13,152,362.77	\$ 18,789,089.68
Orwell Village	Region 13	\$ 7,714.78	\$ 11,021.12	\$ 13,152,362.77	\$ 18,789,089.68
Osgood Village	Region 15	\$ 138.78	\$ 198.25	\$ 10,223,923.32	\$ 14,605,604.74
Osnaburg Township	Region 06	\$ 2,469.83	\$ 3,528.33	\$ 7,329,523.03	\$ 10,470,747.19
Ostrander Village	Region 18	\$ 174.47	\$ 249.24	\$ 12,692,254.44	\$ 18,131,792.05
Ottawa County	Region 17	\$ 337,431.06	\$ 482,044.38	\$ 8,538,233.53	\$ 12,197,476.47
Ottawa Hills Village	Region 04	\$ 18,897.83	\$ 26,996.91	\$ 12,777,685.28	\$ 18,253,836.12
Ottawa Village	Region 16	\$ 6,676.97	\$ 9,538.53	\$ 3,484,680.00	\$ 4,978,114.29
Ottoville Village	Region 16	\$ 1,540.84	\$ 2,201.20	\$ 3,484,680.00	\$ 4,978,114.29
Otway Village	Region 09	\$ 160.37	\$ 229.10	\$ 14,600,619.13	\$ 20,858,027.33
Owensville Village	Region 14	\$ 1,239.68	\$ 1,770.97	\$ 38,120,719.54	\$ 54,458,170.78
Oxford City	Region 14	\$ 112,045.44	\$ 160,064.92	\$ 38,120,719.54	\$ 54,458,170.78
Oxford Township BUTLER COUNTY	Region 14	\$ 155,332.62	\$ 221,903.74	\$ 38,120,719.54	\$ 54,458,170.78
Oxford Township COSHOCTON COUNTY	Region 12	\$ 302.18	\$ 431.69	\$ 6,134,324.33	\$ 8,763,320.48
Oxford Township GUERNSEY COUNTY	Region 12	\$ 172.57	\$ 246.52	\$ 6,134,324.33	\$ 8,763,320.48
Oxford Township TUSCARAWAS COUNTY	Region 11	\$ 111.15	\$ 158.79	\$ 8,884,635.63	\$ 12,692,336.61
Painesville City	Region 13	\$ 116,841.71	\$ 166,916.72	\$ 13,152,362.77	\$ 18,789,089.68
Painesville Township	Region 13	\$ 47,129.54	\$ 67,327.91	\$ 13,152,362.77	\$ 18,789,089.68
Paint Township FAYETTE COUNTY	Region 09	\$ 39.60	\$ 56.58	\$ 14,600,619.13	\$ 20,858,027.33
Paint Township HIGHLAND COUNTY					

Subdivision	Region	Direct Payment to Subdivision - 70%		Direct Payment to Subdivision - 100%		Average of Foundation Regional Total at 70%	Average of Foundation Regional Total at 100%
	Region 09	\$	382.16	\$	545.94	\$ 14,600,619.13	\$ 20,858,027.33
Paint Township HOLMES COUNTY							
	Region 11	\$	590.52	\$	843.59	\$ 8,884,635.63	\$ 12,692,336.61
Paint Township MADISON COUNTY							
	Region 14	\$	21.92	\$	31.31	\$ 38,120,719.54	\$ 54,458,170.78
Paint Township ROSS COUNTY							
	Region 09	\$	540.98	\$	772.82	\$ 14,600,619.13	\$ 20,858,027.33
Paint Township WAYNE COUNTY							
	Region 19	\$	267.12	\$	381.59	\$ 18,460,697.28	\$ 26,372,424.69
Palestine Village							
	Region 15	\$	722.20	\$	1,031.71	\$ 10,223,923.32	\$ 14,605,604.74
Palmer Township							
	Region 12	\$	82.47	\$	117.82	\$ 6,134,324.33	\$ 8,763,320.48
Palmyra Township							
	Region 13	\$	1,145.65	\$	1,636.64	\$ 13,152,362.77	\$ 18,789,089.68
Pandora Village							
	Region 16	\$	1,295.71	\$	1,851.01	\$ 3,484,680.00	\$ 4,978,114.29
Paris Township PORTAGE COUNTY							
	Region 13	\$	211.95	\$	302.78	\$ 13,152,362.77	\$ 18,789,089.68
Paris Township STARK COUNTY							
	Region 06	\$	1,465.16	\$	2,093.08	\$ 7,329,523.03	\$ 10,470,747.19
Parkman Township							
	Region 13	\$	1,214.60	\$	1,735.14	\$ 13,152,362.77	\$ 18,789,089.68
Parma City							
	Region 03	\$	217,589.24	\$	310,841.77	\$ 10,014,097.95	\$ 14,305,854.22
Parma Heights City							
	Region 03	\$	45,984.78	\$	65,692.54	\$ 10,014,097.95	\$ 14,305,854.22
Parral Village							
	Region 11	\$	13.89	\$	19.85	\$ 8,884,635.63	\$ 12,692,336.61
Pataskala City							
	Region 18	\$	24,539.82	\$	35,056.89	\$ 12,692,254.44	\$ 18,131,792.05
Patterson Village							
	Region 17	\$	118.69	\$	169.56	\$ 8,538,233.53	\$ 12,197,476.47
Paulding County							
	Region 16	\$	118,406.05	\$	169,151.50	\$ 3,484,680.00	\$ 4,978,114.29
Paulding Township							
	Region 16	\$	216.44	\$	309.19	\$ 3,484,680.00	\$ 4,978,114.29
Paulding Village							

Subdivision	Region	Direct Payment to Subdivision - 70%		Direct Payment to Subdivision - 100%		Average of Foundation Regional Total at 70%	Average of Foundation Regional Total at 100%
	Region 16	\$	2,375.64	\$	3,393.78	\$ 3,484,680.00	\$ 4,978,114.29
Paxton Township	Region 09	\$	1,456.48	\$	2,080.68	\$ 14,600,619.13	\$ 20,858,027.33
Payne Village	Region 16	\$	798.75	\$	1,141.08	\$ 3,484,680.00	\$ 4,978,114.29
Pease Township	Region 11	\$	733.58	\$	1,047.97	\$ 8,884,635.63	\$ 12,692,336.61
Pebble Township	Region 09	\$	488.54	\$	697.92	\$ 14,600,619.13	\$ 20,858,027.33
Pee Pee Township	Region 09	\$	2,120.98	\$	3,029.98	\$ 14,600,619.13	\$ 20,858,027.33
Peebles Village	Region 09	\$	9,587.01	\$	13,695.72	\$ 14,600,619.13	\$ 20,858,027.33
Pemberville Village	Region 17	\$	1,812.91	\$	2,589.87	\$ 8,538,233.53	\$ 12,197,476.47
Peninsula Village	Region 05	\$	7,107.79	\$	10,153.99	\$ 5,829,292.48	\$ 8,327,560.68
Penn Township	Region 12	\$	196.34	\$	280.48	\$ 6,134,324.33	\$ 8,763,320.48
Pepper Pike City	Region 03	\$	27,321.22	\$	39,030.32	\$ 10,014,097.95	\$ 14,305,854.22
Perkins Township	Region 19	\$	72,206.14	\$	103,151.63	\$ 18,460,697.28	\$ 26,372,424.69
Perry County	Region 12	\$	335,663.72	\$	479,519.61	\$ 6,134,324.33	\$ 8,763,320.48
Perry Township ALLEN COUNTY	Region 15	\$	6,421.95	\$	9,174.21	\$ 10,223,923.32	\$ 14,605,604.74
Perry Township BROWN COUNTY	Region 09	\$	20,242.75	\$	28,918.21	\$ 14,600,619.13	\$ 20,858,027.33
Perry Township COLUMBIANA COUNTY	Region 11	\$	6,888.62	\$	9,840.88	\$ 8,884,635.63	\$ 12,692,336.61
Perry Township FAYETTE COUNTY	Region 09	\$	499.00	\$	712.86	\$ 14,600,619.13	\$ 20,858,027.33
Perry Township FRANKLIN COUNTY	Region 01	\$	12,922.11	\$	18,460.16	\$ 30,845,669.85	\$ 44,065,242.64
Perry Township LAKE COUNTY	Region 13	\$	3,607.88	\$	5,154.11	\$ 13,152,362.77	\$ 18,789,089.68
Perry Township LAWRENCE COUNTY							

Subdivision	Region	Direct Payment to Subdivision - 70%		Direct Payment to Subdivision - 100%		Average of Foundation Regional Total at 70%	Average of Foundation Regional Total at 100%
	Region 10	\$	1,299.28	\$	1,856.11	\$ 7,572,821.33	\$ 10,818,316.18
Perry Township LICKING COUNTY							
	Region 18	\$	2,299.79	\$	3,285.42	\$ 12,692,254.44	\$ 18,131,792.05
Perry Township LOGAN COUNTY							
	Region 15	\$	3,797.80	\$	5,425.43	\$ 10,223,923.32	\$ 14,605,604.74
Perry Township MONROE COUNTY							
	Region 12	\$	123.07	\$	175.81	\$ 6,134,324.33	\$ 8,763,320.48
Perry Township MUSKINGUM COUNTY							
	Region 12	\$	3,946.24	\$	5,637.49	\$ 6,134,324.33	\$ 8,763,320.48
Perry Township PICKAWAY COUNTY							
	Region 09	\$	41.10	\$	58.72	\$ 14,600,619.13	\$ 20,858,027.33
Perry Township PIKE COUNTY							
	Region 09	\$	178.73	\$	255.33	\$ 14,600,619.13	\$ 20,858,027.33
Perry Township PUTNAM COUNTY							
	Region 16	\$	11.67	\$	16.68	\$ 3,484,680.00	\$ 4,978,114.29
Perry Township RICHLAND COUNTY							
	Region 19	\$	578.62	\$	826.59	\$ 18,460,697.28	\$ 26,372,424.69
Perry Township STARK COUNTY							
	Region 06	\$	75,769.47	\$	108,242.09	\$ 7,329,523.03	\$ 10,470,747.19
Perry Township WOOD COUNTY							
	Region 17	\$	146.76	\$	209.66	\$ 8,538,233.53	\$ 12,197,476.47
Perry Village							
	Region 13	\$	7,656.71	\$	10,938.16	\$ 13,152,362.77	\$ 18,789,089.68
Perrysburg City							
	Region 17	\$	81,339.04	\$	116,198.62	\$ 8,538,233.53	\$ 12,197,476.47
Perrysburg Township							
	Region 17	\$	48,249.19	\$	68,927.41	\$ 8,538,233.53	\$ 12,197,476.47
Perrysville Village							
	Region 19	\$	1,192.81	\$	1,704.01	\$ 18,460,697.28	\$ 26,372,424.69
Peru Township HURON COUNTY							
	Region 19	\$	38.71	\$	55.30	\$ 18,460,697.28	\$ 26,372,424.69
Peru Township MORROW COUNTY							
	Region 18	\$	99.90	\$	142.72	\$ 12,692,254.44	\$ 18,131,792.05
Phillipsburg Village							
	Region 08	\$	5,917.04	\$	8,452.92	\$ 22,270,316.03	\$ 31,814,737.19
Philo Village							
	Region 12	\$	1,485.15	\$	2,121.64	\$ 6,134,324.33	\$ 8,763,320.48
Pickaway County							

Subdivision	Region	Direct Payment to Subdivision - 70%		Direct Payment to Subdivision - 100%		Average of Foundation Regional Total at 70%	Average of Foundation Regional Total at 100%		
	Region 09	\$	131,712.42	\$	188,160.60	\$	14,600,619.13	\$	20,858,027.33
Pickaway Township	Region 09	\$	767.24	\$	1,096.06	\$	14,600,619.13	\$	20,858,027.33
Pickerington City	Region 01	\$	173.00	\$	247.15	\$	30,845,669.85	\$	44,065,242.64
	Region 18	\$	49,206.63	\$	70,295.18	\$	12,692,254.44	\$	18,131,792.05
Pierce Township	Region 14	\$	101,775.39	\$	145,393.42	\$	38,120,719.54	\$	54,458,170.78
Pierpont Township	Region 13	\$	1,672.09	\$	2,388.70	\$	13,152,362.77	\$	18,789,089.68
Pike County	Region 09	\$	433,180.93	\$	618,829.90	\$	14,600,619.13	\$	20,858,027.33
Pike Township BROWN COUNTY	Region 09	\$	3,410.23	\$	4,871.75	\$	14,600,619.13	\$	20,858,027.33
Pike Township CLARK COUNTY	Region 14	\$	3,780.42	\$	5,400.59	\$	38,120,719.54	\$	54,458,170.78
Pike Township PERRY COUNTY	Region 12	\$	3,140.02	\$	4,485.74	\$	6,134,324.33	\$	8,763,320.48
Pike Township STARK COUNTY	Region 06	\$	3,000.08	\$	4,285.83	\$	7,329,523.03	\$	10,470,747.19
Piketon Village	Region 09	\$	3,384.04	\$	4,834.34	\$	14,600,619.13	\$	20,858,027.33
Pioneer Village	Region 16	\$	4,055.35	\$	5,793.36	\$	3,484,680.00	\$	4,978,114.29
Piqua City	Region 15	\$	122,602.36	\$	175,146.23	\$	10,223,923.32	\$	14,605,604.74
Pittsburg Village	Region 15	\$	797.96	\$	1,139.94	\$	10,223,923.32	\$	14,605,604.74
Pitt Township	Region 17	\$	399.54	\$	570.78	\$	8,538,233.53	\$	12,197,476.47
Plain City Village	Region 14	\$	13,812.53	\$	19,732.18	\$	38,120,719.54	\$	54,458,170.78
	Region 18	\$	640.83	\$	915.47	\$	12,692,254.44	\$	18,131,792.05
Plain Township FRANKLIN COUNTY	Region 01	\$	54,779.00	\$	78,255.71	\$	30,845,669.85	\$	44,065,242.64
Plain Township STARK COUNTY	Region 06	\$	65,429.66	\$	93,470.94	\$	7,329,523.03	\$	10,470,747.19
Plain Township WAYNE COUNTY	Region 19	\$	419.75	\$	599.65	\$	18,460,697.28	\$	26,372,424.69

Subdivision	Region	Direct Payment to Subdivision - 70%		Direct Payment to Subdivision - 100%		Average of Foundation Regional Total at 70%	Average of Foundation Regional Total at 100%
Plain Township WOOD COUNTY	Region 17	\$	379.85	\$	542.64	\$ 8,538,233.53	\$ 12,197,476.47
Plainfield Village	Region 12	\$	21.58	\$	30.84	\$ 6,134,324.33	\$ 8,763,320.48
Pleasant City Village	Region 12	\$	1,220.39	\$	1,743.41	\$ 6,134,324.33	\$ 8,763,320.48
Pleasant Hill Village	Region 15	\$	400.35	\$	571.92	\$ 10,223,923.32	\$ 14,605,604.74
Pleasant Plain Village	Region 14	\$	16.41	\$	23.44	\$ 38,120,719.54	\$ 54,458,170.78
Pleasant Township BROWN COUNTY	Region 09	\$	1,705.11	\$	2,435.88	\$ 14,600,619.13	\$ 20,858,027.33
Pleasant Township CLARK COUNTY	Region 14	\$	4,567.20	\$	6,524.58	\$ 38,120,719.54	\$ 54,458,170.78
Pleasant Township FAIRFIELD COUNTY	Region 18	\$	9,708.20	\$	13,868.86	\$ 12,692,254.44	\$ 18,131,792.05
Pleasant Township FRANKLIN COUNTY	Region 01	\$	19,437.01	\$	27,767.16	\$ 30,845,669.85	\$ 44,065,242.64
Pleasant Township HANCOCK COUNTY	Region 17	\$	396.38	\$	566.25	\$ 8,538,233.53	\$ 12,197,476.47
Pleasant Township HENRY COUNTY	Region 16	\$	314.92	\$	449.89	\$ 3,484,680.00	\$ 4,978,114.29
Pleasant Township KNOX COUNTY	Region 18	\$	6,435.81	\$	9,194.01	\$ 12,692,254.44	\$ 18,131,792.05
Pleasant Township MARION COUNTY	Region 18	\$	13,582.72	\$	19,403.89	\$ 12,692,254.44	\$ 18,131,792.05
Pleasant Township PERRY COUNTY	Region 12	\$	257.88	\$	368.39	\$ 6,134,324.33	\$ 8,763,320.48
Pleasant Township SENECA COUNTY	Region 17	\$	452.44	\$	646.35	\$ 8,538,233.53	\$ 12,197,476.47
Pleasant Township VAN WERT COUNTY	Region 16	\$	401.83	\$	574.04	\$ 3,484,680.00	\$ 4,978,114.29
Pleasantville Village	Region 18	\$	80.42	\$	114.89	\$ 12,692,254.44	\$ 18,131,792.05
Plymouth Township	Region 13	\$	2,466.74	\$	3,523.92	\$ 13,152,362.77	\$ 18,789,089.68
Plymouth Village	Region 19	\$	9,173.88	\$	13,105.54	\$ 18,460,697.28	\$ 26,372,424.69

Subdivision	Region	Direct Payment to Subdivision - 70%		Direct Payment to Subdivision - 100%		Average of Foundation Regional Total at 70%	Average of Foundation Regional Total at 100%
Poland Township	Region 07	\$	20,905.89	\$	29,865.56	\$ 15,293,289.75	\$ 21,847,556.79
Poland Village	Region 07	\$	8,694.91	\$	12,421.30	\$ 15,293,289.75	\$ 21,847,556.79
Polk Township	Region 17	\$	1,518.27	\$	2,168.96	\$ 8,538,233.53	\$ 12,197,476.47
Polk Village	Region 19	\$	57.35	\$	81.92	\$ 18,460,697.28	\$ 26,372,424.69
Pomeroy Village	Region 10	\$	13,237.93	\$	18,911.32	\$ 7,572,821.33	\$ 10,818,316.18
Port Clinton City	Region 17	\$	20,497.33	\$	29,281.91	\$ 8,538,233.53	\$ 12,197,476.47
Port Jefferson Village	Region 15	\$	437.95	\$	625.64	\$ 10,223,923.32	\$ 14,605,604.74
Port Washington Village	Region 11	\$	458.51	\$	655.01	\$ 8,884,635.63	\$ 12,692,336.61
Port William Village	Region 14	\$	1,541.04	\$	2,201.48	\$ 38,120,719.54	\$ 54,458,170.78
Portage County	Region 13	\$	1,295,433.76	\$	1,850,619.66	\$ 13,152,362.77	\$ 18,789,089.68
Portage Township HANCOCK COUNTY	Region 17	\$	237.83	\$	339.75	\$ 8,538,233.53	\$ 12,197,476.47
Portage Township OTTAWA COUNTY	Region 17	\$	67.81	\$	96.87	\$ 8,538,233.53	\$ 12,197,476.47
Portage Township WOOD COUNTY	Region 17	\$	198.56	\$	283.65	\$ 8,538,233.53	\$ 12,197,476.47
Portage Village	Region 17	\$	2,261.82	\$	3,231.17	\$ 8,538,233.53	\$ 12,197,476.47
Porter Township DELAWARE COUNTY	Region 18	\$	5,210.87	\$	7,444.10	\$ 12,692,254.44	\$ 18,131,792.05
Porter Township SCIOTO COUNTY	Region 09	\$	55,767.60	\$	79,668.00	\$ 14,600,619.13	\$ 20,858,027.33
Portsmouth City	Region 09	\$	314,960.65	\$	449,943.79	\$ 14,600,619.13	\$ 20,858,027.33
Potsdam Village	Region 15	\$	32.03	\$	45.75	\$ 10,223,923.32	\$ 14,605,604.74
Powell City	Region 18	\$	25,996.20	\$	37,137.42	\$ 12,692,254.44	\$ 18,131,792.05

Subdivision	Region	Direct Payment to Subdivision - 70%		Direct Payment to Subdivision - 100%		Average of Foundation Regional Total at 70%	Average of Foundation Regional Total at 100%
Powhatan Point Village	Region 11	\$	2,339.53	\$	3,342.18	\$ 8,884,635.63	\$ 12,692,336.61
Prairie Township FRANKLIN COUNTY	Region 01	\$	48,587.15	\$	69,410.22	\$ 30,845,669.85	\$ 44,065,242.64
Prairie Township HOLMES COUNTY	Region 11	\$	545.41	\$	779.15	\$ 8,884,635.63	\$ 12,692,336.61
Preble County	Region 15	\$	432,474.38	\$	617,820.54	\$ 10,223,923.32	\$ 14,605,604.74
Proctorville Village	Region 10	\$	2,574.04	\$	3,677.20	\$ 7,572,821.33	\$ 10,818,316.18
Prospect Village	Region 18	\$	1,573.29	\$	2,247.55	\$ 12,692,254.44	\$ 18,131,792.05
Providence Township	Region 04	\$	3,733.38	\$	5,333.40	\$ 12,777,685.28	\$ 18,253,836.12
Pulaski Township	Region 16	\$	409.97	\$	585.67	\$ 3,484,680.00	\$ 4,978,114.29
Pultney Township	Region 11	\$	2,617.10	\$	3,738.71	\$ 8,884,635.63	\$ 12,692,336.61
Pusheta Township	Region 15	\$	376.60	\$	538.00	\$ 10,223,923.32	\$ 14,605,604.74
Put In Bay Township	Region 17	\$	4,882.16	\$	6,974.52	\$ 8,538,233.53	\$ 12,197,476.47
Put-In-Bay Village	Region 17	\$	5,647.42	\$	8,067.75	\$ 8,538,233.53	\$ 12,197,476.47
Putnam County	Region 16	\$	193,597.20	\$	276,567.43	\$ 3,484,680.00	\$ 4,978,114.29
Quaker City Village	Region 12	\$	613.57	\$	876.52	\$ 6,134,324.33	\$ 8,763,320.48
Quincy Village	Region 15	\$	478.24	\$	683.20	\$ 10,223,923.32	\$ 14,605,604.74
Raccoon Township	Region 10	\$	502.17	\$	717.38	\$ 7,572,821.33	\$ 10,818,316.18
Racine Village	Region 10	\$	1,526.54	\$	2,180.77	\$ 7,572,821.33	\$ 10,818,316.18
Radnor Township	Region 18	\$	255.89	\$	365.56	\$ 12,692,254.44	\$ 18,131,792.05
Randolph Township	Region 13	\$	1,936.15	\$	2,765.93	\$ 13,152,362.77	\$ 18,789,089.68

Subdivision	Region	Direct Payment to Subdivision - 70%		Direct Payment to Subdivision - 100%		Average of Foundation Regional Total at 70%	Average of Foundation Regional Total at 100%
Range Township	Region 14	\$	1,008.13	\$	1,440.19	\$ 38,120,719.54	\$ 54,458,170.78
Rarden Township	Region 09	\$	2,886.60	\$	4,123.72	\$ 14,600,619.13	\$ 20,858,027.33
Rarden Village	Region 09	\$	721.65	\$	1,030.93	\$ 14,600,619.13	\$ 20,858,027.33
Ravenna City	Region 13	\$	30,818.02	\$	44,025.74	\$ 13,152,362.77	\$ 18,789,089.68
Ravenna Township	Region 13	\$	8,409.08	\$	12,012.97	\$ 13,152,362.77	\$ 18,789,089.68
Rawson Village	Region 17	\$	198.19	\$	283.13	\$ 8,538,233.53	\$ 12,197,476.47
Rayland Village	Region 11	\$	561.85	\$	802.64	\$ 8,884,635.63	\$ 12,692,336.61
Reading City	Region 02	\$	64,488.56	\$	92,126.52	\$ 25,477,301.51	\$ 36,396,145.01
Reading Township	Region 12	\$	2,730.45	\$	3,900.65	\$ 6,134,324.33	\$ 8,763,320.48
Recovery Township	Region 15	\$	114.52	\$	163.59	\$ 10,223,923.32	\$ 14,605,604.74
Reily Township	Region 14	\$	1,799.84	\$	2,571.19	\$ 38,120,719.54	\$ 54,458,170.78
Reminderville Village	Region 05	\$	21,350.56	\$	30,500.80	\$ 5,829,292.48	\$ 8,327,560.68
Rendville Village	Region 12	\$	257.88	\$	368.39	\$ 6,134,324.33	\$ 8,763,320.48
Republic Village	Region 17	\$	1,569.41	\$	2,242.02	\$ 8,538,233.53	\$ 12,197,476.47
Reynoldsburg City	Region 01	\$	68,330.01	\$	97,614.30	\$ 30,845,669.85	\$ 44,065,242.64
	Region 18	\$	29,969.89	\$	42,814.13	\$ 12,692,254.44	\$ 18,131,792.05
Rice Township	Region 17	\$	561.02	\$	801.46	\$ 8,538,233.53	\$ 12,197,476.47
Richfield Township HENRY COUNTY	Region 16	\$	3,292.39	\$	4,703.42	\$ 3,484,680.00	\$ 4,978,114.29
Richfield Township LUCAS COUNTY	Region 04	\$	6,632.84	\$	9,475.49	\$ 12,777,685.28	\$ 18,253,836.12
Richfield Township SUMMIT COUNTY							

Subdivision	Region	Direct Payment to Subdivision - 70%		Direct Payment to Subdivision - 100%		Average of Foundation Regional Total at 70%	Average of Foundation Regional Total at 100%
	Region 05	\$	13,536.07	\$	19,337.24	\$ 5,829,292.48	\$ 8,327,560.68
Richfield Village	Region 05	\$	56,386.68	\$	80,552.41	\$ 5,829,292.48	\$ 8,327,560.68
Richland County	Region 19	\$	1,051,218.68	\$	1,501,740.97	\$ 18,460,697.28	\$ 26,372,424.69
Richland Township ALLEN COUNTY	Region 15	\$	423.00	\$	604.29	\$ 10,223,923.32	\$ 14,605,604.74
Richland Township BELMONT COUNTY	Region 11	\$	3,767.04	\$	5,381.48	\$ 8,884,635.63	\$ 12,692,336.61
Richland Township CLINTON COUNTY	Region 14	\$	817.69	\$	1,168.13	\$ 38,120,719.54	\$ 54,458,170.78
Richland Township DARKE COUNTY	Region 15	\$	416.33	\$	594.75	\$ 10,223,923.32	\$ 14,605,604.74
Richland Township FAIRFIELD COUNTY	Region 18	\$	494.03	\$	705.75	\$ 12,692,254.44	\$ 18,131,792.05
Richland Township HOLMES COUNTY	Region 11	\$	209.14	\$	298.77	\$ 8,884,635.63	\$ 12,692,336.61
Richland Township WYANDOT COUNTY	Region 17	\$	152.21	\$	217.44	\$ 8,538,233.53	\$ 12,197,476.47
Richmond Heights City	Region 03	\$	30,831.08	\$	44,044.41	\$ 10,014,097.95	\$ 14,305,854.22
Richmond Township ASHTABULA COUNTY	Region 13	\$	446.99	\$	638.56	\$ 13,152,362.77	\$ 18,789,089.68
Richmond Township HURON COUNTY	Region 19	\$	2,129.14	\$	3,041.62	\$ 18,460,697.28	\$ 26,372,424.69
Richmond Village	Region 11	\$	1,073.03	\$	1,532.90	\$ 8,884,635.63	\$ 12,692,336.61
Richwood Village	Region 18	\$	1,980.92	\$	2,829.88	\$ 12,692,254.44	\$ 18,131,792.05
Ridgefield Township	Region 19	\$	483.89	\$	691.28	\$ 18,460,697.28	\$ 26,372,424.69
Ridgeville Township	Region 16	\$	305.38	\$	436.26	\$ 3,484,680.00	\$ 4,978,114.29
Ridgeway Village	Region 15	\$	166.77	\$	238.24	\$ 10,223,923.32	\$ 14,605,604.74
	Region 17	\$	378.12	\$	540.17	\$ 8,538,233.53	\$ 12,197,476.47
Riley Township	Region 16	\$	1,015.55	\$	1,450.79	\$ 3,484,680.00	\$ 4,978,114.29

Subdivision	Region	Direct Payment to Subdivision - 70%		Direct Payment to Subdivision - 100%		Average of Foundation Regional Total at 70%	Average of Foundation Regional Total at 100%
Rio Grande Village	Region 10	\$	2,035.10	\$	2,907.28	\$ 7,572,821.33	\$ 10,818,316.18
Ripley Township HOLMES COUNTY	Region 11	\$	49.21	\$	70.30	\$ 8,884,635.63	\$ 12,692,336.61
Ripley Township HURON COUNTY	Region 19	\$	19.36	\$	27.65	\$ 18,460,697.28	\$ 26,372,424.69
Ripley Village	Region 09	\$	15,783.22	\$	22,547.46	\$ 14,600,619.13	\$ 20,858,027.33
Risingsun Village	Region 17	\$	638.83	\$	912.62	\$ 8,538,233.53	\$ 12,197,476.47
Rittman City	Region 19	\$	8,411.03	\$	12,015.75	\$ 18,460,697.28	\$ 26,372,424.69
Riverlea Village	Region 01	\$	236.91	\$	338.44	\$ 30,845,669.85	\$ 44,065,242.64
Riverside City	Region 08	\$	115,314.70	\$	164,735.28	\$ 22,270,316.03	\$ 31,814,737.19
Roaming Shores Village	Region 13	\$	4,933.49	\$	7,047.84	\$ 13,152,362.77	\$ 18,789,089.68
Rochester Township	Region 19	\$	1,908.87	\$	2,726.96	\$ 18,460,697.28	\$ 26,372,424.69
Rochester Village	Region 19	\$	27.47	\$	39.24	\$ 18,460,697.28	\$ 26,372,424.69
Rock Creek Village	Region 13	\$	298.00	\$	425.71	\$ 13,152,362.77	\$ 18,789,089.68
Rockford Village	Region 15	\$	2,595.69	\$	3,708.13	\$ 10,223,923.32	\$ 14,605,604.74
Rocky Ridge Village	Region 17	\$	300.29	\$	428.99	\$ 8,538,233.53	\$ 12,197,476.47
Rocky River City	Region 03	\$	71,016.23	\$	101,451.76	\$ 10,014,097.95	\$ 14,305,854.22
Rogers Village	Region 11	\$	769.57	\$	1,099.39	\$ 8,884,635.63	\$ 12,692,336.61
Rome Township ASHTABULA COUNTY	Region 13	\$	2,003.19	\$	2,861.71	\$ 13,152,362.77	\$ 18,789,089.68
Rome Township ATHENS COUNTY	Region 10	\$	396.78	\$	566.83	\$ 7,572,821.33	\$ 10,818,316.18
Rome Township LAWRENCE COUNTY	Region 10	\$	1,495.39	\$	2,136.28	\$ 7,572,821.33	\$ 10,818,316.18

Subdivision	Region	Direct Payment to Subdivision - 70%		Direct Payment to Subdivision - 100%		Average of Foundation Regional Total at 70%	Average of Foundation Regional Total at 100%
Rome Village	Region 09	\$	364.65	\$	520.93	\$ 14,600,619.13	\$ 20,858,027.33
Rootstown Township	Region 13	\$	3,740.55	\$	5,343.65	\$ 13,152,362.77	\$ 18,789,089.68
Rose Township	Region 11	\$	675.86	\$	965.51	\$ 8,884,635.63	\$ 12,692,336.61
Roseville Village	Region 12	\$	2,329.78	\$	3,328.26	\$ 6,134,324.33	\$ 8,763,320.48
Ross County	Region 09	\$	1,425,515.81	\$	2,036,451.16	\$ 14,600,619.13	\$ 20,858,027.33
Ross Township BUTLER COUNTY	Region 14	\$	36,908.01	\$	52,725.74	\$ 38,120,719.54	\$ 54,458,170.78
Ross Township GREENE COUNTY	Region 14	\$	363.75	\$	519.64	\$ 38,120,719.54	\$ 54,458,170.78
Ross Township JEFFERSON COUNTY	Region 11	\$	696.69	\$	995.27	\$ 8,884,635.63	\$ 12,692,336.61
Rossburg Village	Region 15	\$	138.78	\$	198.25	\$ 10,223,923.32	\$ 14,605,604.74
Rossford City	Region 17	\$	17,904.60	\$	25,578.00	\$ 8,538,233.53	\$ 12,197,476.47
Roswell Village	Region 11	\$	389.04	\$	555.77	\$ 8,884,635.63	\$ 12,692,336.61
Roundhead Township	Region 17	\$	328.89	\$	469.84	\$ 8,538,233.53	\$ 12,197,476.47
Royalton Township	Region 16	\$	1,362.34	\$	1,946.20	\$ 3,484,680.00	\$ 4,978,114.29
Rumley Township	Region 11	\$	888.05	\$	1,268.65	\$ 8,884,635.63	\$ 12,692,336.61
Rush Creek Township	Region 18	\$	3,745.41	\$	5,350.59	\$ 12,692,254.44	\$ 18,131,792.05
Rush Township SCIOTO COUNTY	Region 09	\$	6,695.32	\$	9,564.74	\$ 14,600,619.13	\$ 20,858,027.33
Rush Township TUSCARAWAS COUNTY	Region 11	\$	97.26	\$	138.94	\$ 8,884,635.63	\$ 12,692,336.61
Rushcreek Township	Region 15	\$	590.77	\$	843.96	\$ 10,223,923.32	\$ 14,605,604.74
Rushsylvania Village	Region 15	\$	14.07	\$	20.09	\$ 10,223,923.32	\$ 14,605,604.74

Subdivision	Region	Direct Payment to Subdivision - 70%		Direct Payment to Subdivision - 100%		Average of Foundation Regional Total at 70%	Average of Foundation Regional Total at 100%
Rushville Village	Region 18	\$	34.47	\$	49.24	\$ 12,692,254.44	\$ 18,131,792.05
Russell Township	Region 13	\$	26,194.87	\$	37,421.24	\$ 13,152,362.77	\$ 18,789,089.68
Russells Point Village	Region 15	\$	3,235.16	\$	4,621.66	\$ 10,223,923.32	\$ 14,605,604.74
Russellville Village	Region 09	\$	8,132.08	\$	11,617.25	\$ 14,600,619.13	\$ 20,858,027.33
Russia Village	Region 15	\$	488.00	\$	697.14	\$ 10,223,923.32	\$ 14,605,604.74
Rutland Village	Region 10	\$	644.01	\$	920.01	\$ 7,572,821.33	\$ 10,818,316.18
Sabina Village	Region 14	\$	10,284.06	\$	14,691.51	\$ 38,120,719.54	\$ 54,458,170.78
Sagamore Hills Township	Region 05	\$	31,896.73	\$	45,566.76	\$ 5,829,292.48	\$ 8,327,560.68
Salem City	Region 07	\$	16.69	\$	23.84	\$ 15,293,289.75	\$ 21,847,556.79
	Region 11	\$	54,002.19	\$	77,145.98	\$ 8,884,635.63	\$ 12,692,336.61
Salem Township AUGLAIZE COUNTY	Region 15	\$	163.19	\$	233.13	\$ 10,223,923.32	\$ 14,605,604.74
Salem Township CHAMPAIGN COUNTY	Region 15	\$	536.76	\$	766.80	\$ 10,223,923.32	\$ 14,605,604.74
Salem Township COLUMBIANA COUNTY	Region 11	\$	1,276.37	\$	1,823.38	\$ 8,884,635.63	\$ 12,692,336.61
Salem Township MUSKINGUM COUNTY	Region 12	\$	551.63	\$	788.04	\$ 6,134,324.33	\$ 8,763,320.48
Salem Township OTTAWA COUNTY	Region 17	\$	1,017.12	\$	1,453.02	\$ 8,538,233.53	\$ 12,197,476.47
Salem Township SHELBY COUNTY	Region 15	\$	1,501.54	\$	2,145.05	\$ 10,223,923.32	\$ 14,605,604.74
Salem Township TUSCARAWAS COUNTY	Region 11	\$	3,723.65	\$	5,319.49	\$ 8,884,635.63	\$ 12,692,336.61
Salem Township WARREN COUNTY	Region 14	\$	10,516.81	\$	15,024.01	\$ 38,120,719.54	\$ 54,458,170.78
Salem Township WASHINGTON COUNTY	Region 12	\$	706.90	\$	1,009.85	\$ 6,134,324.33	\$ 8,763,320.48
Salesville Village	Region 12	\$	95.87	\$	136.96	\$ 6,134,324.33	\$ 8,763,320.48

Subdivision	Region	Direct Payment to Subdivision - 70%		Direct Payment to Subdivision - 100%		Average of Foundation Regional Total at 70%	Average of Foundation Regional Total at 100%
Salineville Village	Region 11	\$	4,880.22	\$	6,971.74	\$ 8,884,635.63	\$ 12,692,336.61
Salisbury Township	Region 10	\$	500.89	\$	715.56	\$ 7,572,821.33	\$ 10,818,316.18
Salt Creek Township HOCKING COUNTY	Region 10	\$	258.47	\$	369.24	\$ 7,572,821.33	\$ 10,818,316.18
Salt Creek Township HOLMES COUNTY	Region 11	\$	65.61	\$	93.73	\$ 8,884,635.63	\$ 12,692,336.61
Salt Creek Township WAYNE COUNTY	Region 19	\$	196.25	\$	280.35	\$ 18,460,697.28	\$ 26,372,424.69
Salt Lick Township	Region 12	\$	60.68	\$	86.68	\$ 6,134,324.33	\$ 8,763,320.48
Salt Rock Township	Region 18	\$	996.42	\$	1,423.45	\$ 12,692,254.44	\$ 18,131,792.05
Saltcreek Township	Region 09	\$	554.88	\$	792.69	\$ 14,600,619.13	\$ 20,858,027.33
Sandusky City	Region 19	\$	177,856.52	\$	254,080.74	\$ 18,460,697.28	\$ 26,372,424.69
Sandusky County	Region 17	\$	433,299.04	\$	618,998.63	\$ 8,538,233.53	\$ 12,197,476.47
Sandusky Township CRAWFORD COUNTY	Region 17	\$	15.34	\$	21.91	\$ 8,538,233.53	\$ 12,197,476.47
Sandusky Township SANDUSKY COUNTY	Region 17	\$	2,129.33	\$	3,041.90	\$ 8,538,233.53	\$ 12,197,476.47
Sandy Township STARK COUNTY	Region 06	\$	6,976.93	\$	9,967.04	\$ 7,329,523.03	\$ 10,470,747.19
Sandy Township TUSCARAWAS COUNTY	Region 11	\$	972.59	\$	1,389.42	\$ 8,884,635.63	\$ 12,692,336.61
Sarahsville Village	Region 12	\$	97.28	\$	138.97	\$ 6,134,324.33	\$ 8,763,320.48
Sardinia Village	Region 09	\$	6,208.36	\$	8,869.08	\$ 14,600,619.13	\$ 20,858,027.33
Savannah Village	Region 19	\$	323.56	\$	462.22	\$ 18,460,697.28	\$ 26,372,424.69
Saybrook Township	Region 13	\$	22,829.80	\$	32,613.99	\$ 13,152,362.77	\$ 18,789,089.68
Scio Village	Region 11	\$	215.29	\$	307.55	\$ 8,884,635.63	\$ 12,692,336.61

Subdivision	Region	Direct Payment to Subdivision - 70%	Direct Payment to Subdivision - 100%	Average of Foundation Regional Total at 70%	Average of Foundation Regional Total at 100%
Scioto County	Region 09	\$ 1,325,713.33	\$ 1,893,876.19	\$ 14,600,619.13	\$ 20,858,027.33
Scioto Township DELAWARE COUNTY	Region 18	\$ 2,779.91	\$ 3,971.30	\$ 12,692,254.44	\$ 18,131,792.05
Scioto Township PICKAWAY COUNTY	Region 09	\$ 8,871.25	\$ 12,673.22	\$ 14,600,619.13	\$ 20,858,027.33
Scioto Township PIKE COUNTY	Region 09	\$ 369.38	\$ 527.69	\$ 14,600,619.13	\$ 20,858,027.33
Scioto Township ROSS COUNTY	Region 09	\$ 20,723.58	\$ 29,605.11	\$ 14,600,619.13	\$ 20,858,027.33
Scipio Township MEIGS COUNTY	Region 10	\$ 667.86	\$ 954.08	\$ 7,572,821.33	\$ 10,818,316.18
Scipio Township SENECA COUNTY	Region 17	\$ 791.78	\$ 1,131.11	\$ 8,538,233.53	\$ 12,197,476.47
Scott Township MARION COUNTY	Region 18	\$ 183.55	\$ 262.21	\$ 12,692,254.44	\$ 18,131,792.05
Scott Township SANDUSKY COUNTY	Region 17	\$ 1,313.30	\$ 1,876.14	\$ 8,538,233.53	\$ 12,197,476.47
Scott Village	Region 16	\$ 904.74	\$ 1,292.48	\$ 3,484,680.00	\$ 4,978,114.29
Seal Township	Region 09	\$ 1,882.67	\$ 2,689.53	\$ 14,600,619.13	\$ 20,858,027.33
Seaman Village	Region 09	\$ 3,530.10	\$ 5,043.00	\$ 14,600,619.13	\$ 20,858,027.33
Sebring Village	Region 07	\$ 11,102.46	\$ 15,860.66	\$ 15,293,289.75	\$ 21,847,556.79
Seneca County	Region 17	\$ 394,997.60	\$ 564,282.29	\$ 8,538,233.53	\$ 12,197,476.47
Seneca Township MONROE COUNTY	Region 12	\$ 17.58	\$ 25.12	\$ 6,134,324.33	\$ 8,763,320.48
Seneca Township NOBLE COUNTY	Region 12	\$ 24.32	\$ 34.74	\$ 6,134,324.33	\$ 8,763,320.48
Senecaville Village	Region 12	\$ 1,112.09	\$ 1,588.70	\$ 6,134,324.33	\$ 8,763,320.48
Seven Hills City	Region 03	\$ 29,404.85	\$ 42,006.93	\$ 10,014,097.95	\$ 14,305,854.22
Seven Mile Village	Region 14	\$ 1,845.40	\$ 2,636.29	\$ 38,120,719.54	\$ 54,458,170.78

Subdivision	Region	Direct Payment to Subdivision - 70%		Direct Payment to Subdivision - 100%		Average of Foundation Regional Total at 70%	Average of Foundation Regional Total at 100%
Seville Village	Region 19	\$	7,809.40	\$	11,156.29	\$ 18,460,697.28	\$ 26,372,424.69
Shadyside Village	Region 11	\$	11,023.54	\$	15,747.91	\$ 8,884,635.63	\$ 12,692,336.61
Shaker Heights City	Region 03	\$	147,832.10	\$	211,188.71	\$ 10,014,097.95	\$ 14,305,854.22
Shalersville Township	Region 13	\$	131.75	\$	188.21	\$ 13,152,362.77	\$ 18,789,089.68
Sharon Township FRANKLIN COUNTY	Region 01	\$	7,580.97	\$	10,829.96	\$ 30,845,669.85	\$ 44,065,242.64
Sharon Township MEDINA COUNTY	Region 19	\$	8,192.38	\$	11,703.40	\$ 18,460,697.28	\$ 26,372,424.69
Sharon Township RICHLAND COUNTY	Region 19	\$	113.21	\$	161.72	\$ 18,460,697.28	\$ 26,372,424.69
Sharonville City	Region 02	\$	128,900.50	\$	184,143.58	\$ 25,477,301.51	\$ 36,396,145.01
	Region 14	\$	52,184.01	\$	74,548.59	\$ 38,120,719.54	\$ 54,458,170.78
Shawnee Hills Village	Region 18	\$	4,303.62	\$	6,148.03	\$ 12,692,254.44	\$ 18,131,792.05
Shawnee Township	Region 15	\$	40,867.83	\$	58,382.61	\$ 10,223,923.32	\$ 14,605,604.74
Shawnee Village	Region 12	\$	834.31	\$	1,191.86	\$ 6,134,324.33	\$ 8,763,320.48
Sheffield Lake City	Region 19	\$	15,971.33	\$	22,816.18	\$ 18,460,697.28	\$ 26,372,424.69
Sheffield Township ASHTABULA COUNTY	Region 13	\$	1,771.42	\$	2,530.60	\$ 13,152,362.77	\$ 18,789,089.68
Sheffield Township LORAIN COUNTY	Region 19	\$	5,506.88	\$	7,866.97	\$ 18,460,697.28	\$ 26,372,424.69
Sheffield Village	Region 19	\$	54,066.31	\$	77,237.59	\$ 18,460,697.28	\$ 26,372,424.69
Shelby City	Region 19	\$	42,503.09	\$	60,718.69	\$ 18,460,697.28	\$ 26,372,424.69
Shelby County	Region 15	\$	366,887.67	\$	524,125.25	\$ 10,223,923.32	\$ 14,605,604.74
Sherrodsville Village	Region 11	\$	1,505.32	\$	2,150.45	\$ 8,884,635.63	\$ 12,692,336.61
Sherwood Village							

Subdivision	Region	Direct Payment to Subdivision - 70%		Direct Payment to Subdivision - 100%		Average of Foundation Regional Total at 70%	Average of Foundation Regional Total at 100%
	Region 16	\$	1,742.67	\$	2,489.52	\$ 3,484,680.00	\$ 4,978,114.29
Shiloh Village	Region 19	\$	213.84	\$	305.48	\$ 18,460,697.28	\$ 26,372,424.69
Shreve Village	Region 19	\$	1,700.81	\$	2,429.73	\$ 18,460,697.28	\$ 26,372,424.69
Sidney City	Region 15	\$	108,310.76	\$	154,729.65	\$ 10,223,923.32	\$ 14,605,604.74
Silver Lake Village	Region 05	\$	12,285.75	\$	17,551.07	\$ 5,829,292.48	\$ 8,327,560.68
Silverton Village	Region 02	\$	16,566.63	\$	23,666.61	\$ 25,477,301.51	\$ 36,396,145.01
Sinking Spring Village	Region 09	\$	2,636.51	\$	3,766.44	\$ 14,600,619.13	\$ 20,858,027.33
Smith Township BELMONT COUNTY	Region 11	\$	1,645.60	\$	2,350.86	\$ 8,884,635.63	\$ 12,692,336.61
Smith Township MAHONING COUNTY	Region 07	\$	7,932.81	\$	11,332.58	\$ 15,293,289.75	\$ 21,847,556.79
Smithfield Township	Region 11	\$	427.00	\$	610.01	\$ 8,884,635.63	\$ 12,692,336.61
Smithfield Village	Region 11	\$	3,033.98	\$	4,334.25	\$ 8,884,635.63	\$ 12,692,336.61
Smithville Village	Region 19	\$	1,755.33	\$	2,507.61	\$ 18,460,697.28	\$ 26,372,424.69
Solon City	Region 03	\$	81,172.55	\$	115,960.79	\$ 10,014,097.95	\$ 14,305,854.22
Somerford Township	Region 14	\$	2,651.83	\$	3,788.33	\$ 38,120,719.54	\$ 54,458,170.78
Somers Township	Region 15	\$	1,338.64	\$	1,912.35	\$ 10,223,923.32	\$ 14,605,604.74
Somerset Village	Region 12	\$	1,896.15	\$	2,708.78	\$ 6,134,324.33	\$ 8,763,320.48
Somerville Village	Region 14	\$	227.83	\$	325.47	\$ 38,120,719.54	\$ 54,458,170.78
South Amherst Village	Region 19	\$	2,856.44	\$	4,080.62	\$ 18,460,697.28	\$ 26,372,424.69
South Bloomfield Township	Region 18	\$	674.34	\$	963.34	\$ 12,692,254.44	\$ 18,131,792.05
South Bloomfield Village							

Subdivision	Region	Direct Payment to Subdivision - 70%		Direct Payment to Subdivision - 100%		Average of Foundation Regional Total at 70%	Average of Foundation Regional Total at 100%
	Region 09	\$	1,815.35	\$	2,593.36	\$ 14,600,619.13	\$ 20,858,027.33
South Charleston Village	Region 14	\$	3,780.42	\$	5,400.59	\$ 38,120,719.54	\$ 54,458,170.78
South Euclid City	Region 03	\$	58,687.14	\$	83,838.77	\$ 10,014,097.95	\$ 14,305,854.22
South Lebanon Village	Region 14	\$	8,269.07	\$	11,812.95	\$ 38,120,719.54	\$ 54,458,170.78
South Point Village	Region 10	\$	8,653.67	\$	12,362.39	\$ 7,572,821.33	\$ 10,818,316.18
South Russell Village	Region 13	\$	9,487.37	\$	13,553.39	\$ 13,152,362.77	\$ 18,789,089.68
South Salem Village	Region 09	\$	785.75	\$	1,122.50	\$ 14,600,619.13	\$ 20,858,027.33
South Solon Village	Region 14	\$	1,051.97	\$	1,502.81	\$ 38,120,719.54	\$ 54,458,170.78
South Vienna Village	Region 14	\$	1,285.73	\$	1,836.75	\$ 38,120,719.54	\$ 54,458,170.78
South Webster Village	Region 09	\$	3,487.98	\$	4,982.83	\$ 14,600,619.13	\$ 20,858,027.33
South Zanesville Village	Region 12	\$	2,192.36	\$	3,131.94	\$ 6,134,324.33	\$ 8,763,320.48
Southington Township	Region 07	\$	2,043.56	\$	2,919.37	\$ 15,293,289.75	\$ 21,847,556.79
Sparta Village	Region 18	\$	108.69	\$	155.27	\$ 12,692,254.44	\$ 18,131,792.05
Spencer Township ALLEN COUNTY	Region 15	\$	230.73	\$	329.61	\$ 10,223,923.32	\$ 14,605,604.74
Spencer Township GUERNSEY COUNTY	Region 12	\$	230.09	\$	328.70	\$ 6,134,324.33	\$ 8,763,320.48
Spencer Township LUCAS COUNTY	Region 04	\$	3,463.96	\$	4,948.52	\$ 12,777,685.28	\$ 18,253,836.12
Spencer Township MEDINA COUNTY	Region 19	\$	99.91	\$	142.72	\$ 18,460,697.28	\$ 26,372,424.69
Spencer Village	Region 19	\$	2,281.21	\$	3,258.87	\$ 18,460,697.28	\$ 26,372,424.69
Spencerville Village	Region 15	\$	3,566.68	\$	5,095.26	\$ 10,223,923.32	\$ 14,605,604.74
Sprigg Township							

Subdivision	Region	Direct Payment to Subdivision - 70%		Direct Payment to Subdivision - 100%		Average of Foundation Regional Total at 70%	Average of Foundation Regional Total at 100%
	Region 09	\$	148.64	\$	212.34	\$ 14,600,619.13	\$ 20,858,027.33
Spring Valley Township	Region 14	\$	9,981.33	\$	14,259.04	\$ 38,120,719.54	\$ 54,458,170.78
Spring Valley Village	Region 14	\$	203.70	\$	291.00	\$ 38,120,719.54	\$ 54,458,170.78
Springboro City	Region 08	\$	2,978.59	\$	4,255.13	\$ 22,270,316.03	\$ 31,814,737.19
	Region 14	\$	39,307.80	\$	56,154.00	\$ 38,120,719.54	\$ 54,458,170.78
Springdale City	Region 02	\$	97,598.27	\$	139,426.10	\$ 25,477,301.51	\$ 36,396,145.01
Springfield City	Region 14	\$	667,790.40	\$	953,986.29	\$ 38,120,719.54	\$ 54,458,170.78
Springfield Township CLARK COUNTY	Region 14	\$	14,814.63	\$	21,163.75	\$ 38,120,719.54	\$ 54,458,170.78
Springfield Township GALLIA COUNTY	Region 10	\$	1,374.35	\$	1,963.36	\$ 7,572,821.33	\$ 10,818,316.18
Springfield Township HAMILTON COUNTY	Region 02	\$	148,616.88	\$	212,309.83	\$ 25,477,301.51	\$ 36,396,145.01
Springfield Township JEFFERSON COUNTY	Region 11	\$	314.63	\$	449.48	\$ 8,884,635.63	\$ 12,692,336.61
Springfield Township LUCAS COUNTY	Region 04	\$	60,991.38	\$	87,130.54	\$ 12,777,685.28	\$ 18,253,836.12
Springfield Township MAHONING COUNTY	Region 07	\$	5,594.53	\$	7,992.19	\$ 15,293,289.75	\$ 21,847,556.79
Springfield Township RICHLAND COUNTY	Region 19	\$	24,981.10	\$	35,687.28	\$ 18,460,697.28	\$ 26,372,424.69
Springfield Township ROSS COUNTY	Region 09	\$	7,490.45	\$	10,700.64	\$ 14,600,619.13	\$ 20,858,027.33
Springfield Township SUMMIT COUNTY	Region 05	\$	66,226.15	\$	94,608.79	\$ 5,829,292.48	\$ 8,327,560.68
Springfield Township WILLIAMS COUNTY	Region 16	\$	698.05	\$	997.22	\$ 3,484,680.00	\$ 4,978,114.29
St Albans Township	Region 18	\$	6,115.36	\$	8,736.22	\$ 12,692,254.44	\$ 18,131,792.05
St Clair Township BUTLER COUNTY	Region 14	\$	774.61	\$	1,106.59	\$ 38,120,719.54	\$ 54,458,170.78
St Clair Township COLUMBIANA COUNTY	Region 11	\$	23,687.83	\$	33,839.76	\$ 8,884,635.63	\$ 12,692,336.61

Subdivision	Region	Direct Payment to Subdivision - 70%		Direct Payment to Subdivision - 100%		Average of Foundation Regional Total at 70%	Average of Foundation Regional Total at 100%
St Marys Township	Region 15	\$	301.28	\$	430.40	\$ 10,223,923.32	\$ 14,605,604.74
St. Bernard Village	Region 02	\$	53,561.89	\$	76,516.99	\$ 25,477,301.51	\$ 36,396,145.01
St. Clairsville City	Region 11	\$	26,448.56	\$	37,783.66	\$ 8,884,635.63	\$ 12,692,336.61
St. Henry Village	Region 15	\$	1,984.94	\$	2,835.63	\$ 10,223,923.32	\$ 14,605,604.74
St. Louisville Village	Region 18	\$	535.75	\$	765.35	\$ 12,692,254.44	\$ 18,131,792.05
St. Marys City	Region 15	\$	39,643.18	\$	56,633.12	\$ 10,223,923.32	\$ 14,605,604.74
St. Paris Village	Region 15	\$	5,367.57	\$	7,667.96	\$ 10,223,923.32	\$ 14,605,604.74
Stafford Village	Region 12	\$	35.16	\$	50.23	\$ 6,134,324.33	\$ 8,763,320.48
Stark County	Region 06	\$	2,159,625.15	\$	3,085,178.78	\$ 7,329,523.03	\$ 10,470,747.19
Starr Township	Region 10	\$	202.58	\$	289.40	\$ 7,572,821.33	\$ 10,818,316.18
Staunton Township	Region 15	\$	528.46	\$	754.94	\$ 10,223,923.32	\$ 14,605,604.74
Sterling Township	Region 09	\$	6,120.92	\$	8,744.17	\$ 14,600,619.13	\$ 20,858,027.33
Steubenville City	Region 11	\$	192,803.50	\$	275,433.57	\$ 8,884,635.63	\$ 12,692,336.61
Steubenville Township	Region 11	\$	44.95	\$	64.21	\$ 8,884,635.63	\$ 12,692,336.61
Stock Township HARRISON COUNTY	Region 11	\$	470.94	\$	672.77	\$ 8,884,635.63	\$ 12,692,336.61
Stock Township NOBLE COUNTY	Region 12	\$	48.64	\$	69.49	\$ 6,134,324.33	\$ 8,763,320.48
Stockport Village	Region 12	\$	317.16	\$	453.09	\$ 6,134,324.33	\$ 8,763,320.48
Stokes Township LOGAN COUNTY	Region 15	\$	6,737.58	\$	9,625.11	\$ 10,223,923.32	\$ 14,605,604.74
Stokes Township MADISON COUNTY	Region 14	\$	1,073.88	\$	1,534.12	\$ 38,120,719.54	\$ 54,458,170.78

Subdivision	Region	Direct Payment to Subdivision - 70%		Direct Payment to Subdivision - 100%		Average of Foundation Regional Total at 70%	Average of Foundation Regional Total at 100%
Stone Creek Village	Region 11	\$	194.52	\$	277.88	\$ 8,884,635.63	\$ 12,692,336.61
Stonelick Township	Region 14	\$	25,984.69	\$	37,120.99	\$ 38,120,719.54	\$ 54,458,170.78
Stoutsville Village	Region 18	\$	103.40	\$	147.72	\$ 12,692,254.44	\$ 18,131,792.05
Stow City	Region 05	\$	208,110.22	\$	297,300.32	\$ 5,829,292.48	\$ 8,327,560.68
Strasburg Village	Region 11	\$	4,640.66	\$	6,629.52	\$ 8,884,635.63	\$ 12,692,336.61
Stratton Village	Region 11	\$	2,112.55	\$	3,017.92	\$ 8,884,635.63	\$ 12,692,336.61
Streetsboro City	Region 13	\$	29,053.72	\$	41,505.31	\$ 13,152,362.77	\$ 18,789,089.68
Strongsville City	Region 03	\$	104,259.65	\$	148,942.36	\$ 10,014,097.95	\$ 14,305,854.22
Struthers City	Region 07	\$	35,628.35	\$	50,897.64	\$ 15,293,289.75	\$ 21,847,556.79
Stryker Village	Region 16	\$	2,360.08	\$	3,371.55	\$ 3,484,680.00	\$ 4,978,114.29
Suffield Township	Region 13	\$	3,774.92	\$	5,392.74	\$ 13,152,362.77	\$ 18,789,089.68
Sugar Bush Knolls Village	Region 13	\$	138.56	\$	197.94	\$ 13,152,362.77	\$ 18,789,089.68
Sugar Creek Township ALLEN COUNTY	Region 15	\$	384.55	\$	549.35	\$ 10,223,923.32	\$ 14,605,604.74
Sugar Creek Township PUTNAM COUNTY	Region 16	\$	233.46	\$	333.52	\$ 3,484,680.00	\$ 4,978,114.29
Sugar Creek Township WAYNE COUNTY	Region 19	\$	512.42	\$	732.04	\$ 18,460,697.28	\$ 26,372,424.69
Sugar Grove Village	Region 18	\$	275.74	\$	393.91	\$ 12,692,254.44	\$ 18,131,792.05
Sugarcreek Township	Region 14	\$	66,275.46	\$	94,679.23	\$ 38,120,719.54	\$ 54,458,170.78
Sugarcreek Village	Region 11	\$	3,904.27	\$	5,577.53	\$ 8,884,635.63	\$ 12,692,336.61
Sullivan Township	Region 19	\$	2,420.02	\$	3,457.17	\$ 18,460,697.28	\$ 26,372,424.69

Subdivision	Region	Direct Payment to Subdivision - 70%		Direct Payment to Subdivision - 100%		Average of Foundation Regional Total at 70%	Average of Foundation Regional Total at 100%
Summerfield Village	Region 12	\$	171.01	\$	244.30	\$ 6,134,324.33	\$ 8,763,320.48
Summit Township	Region 12	\$	8.79	\$	12.56	\$ 6,134,324.33	\$ 8,763,320.48
Summitville Village	Region 11	\$	675.72	\$	965.32	\$ 8,884,635.63	\$ 12,692,336.61
Sunbury Village	Region 18	\$	11,608.15	\$	16,583.06	\$ 12,692,254.44	\$ 18,131,792.05
Sunfish Township	Region 09	\$	95.33	\$	136.18	\$ 14,600,619.13	\$ 20,858,027.33
Swan Creek Township	Region 16	\$	6,828.93	\$	9,755.62	\$ 3,484,680.00	\$ 4,978,114.29
Swanton Township	Region 04	\$	2,116.87	\$	3,024.09	\$ 12,777,685.28	\$ 18,253,836.12
Swanton Village	Region 04	\$	286.47	\$	409.25	\$ 12,777,685.28	\$ 18,253,836.12
	Region 16	\$	9,927.31	\$	14,181.88	\$ 3,484,680.00	\$ 4,978,114.29
Switzerland Township	Region 12	\$	254.92	\$	364.17	\$ 6,134,324.33	\$ 8,763,320.48
Sycamore Township HAMILTON COUNTY	Region 02	\$	82,385.70	\$	117,693.86	\$ 25,477,301.51	\$ 36,396,145.01
Sycamore Township WYANDOT COUNTY	Region 17	\$	390.03	\$	557.19	\$ 8,538,233.53	\$ 12,197,476.47
Sycamore Village	Region 17	\$	1,693.31	\$	2,419.01	\$ 8,538,233.53	\$ 12,197,476.47
Sylvania City	Region 04	\$	74,257.07	\$	106,081.53	\$ 12,777,685.28	\$ 18,253,836.12
Sylvania Township	Region 04	\$	175,969.24	\$	251,384.63	\$ 12,777,685.28	\$ 18,253,836.12
Symmes Township HAMILTON COUNTY	Region 02	\$	43,035.55	\$	61,479.36	\$ 25,477,301.51	\$ 36,396,145.01
Symmes Township LAWRENCE COUNTY	Region 10	\$	73.54	\$	105.06	\$ 7,572,821.33	\$ 10,818,316.18
Syracuse Village	Region 10	\$	763.27	\$	1,090.38	\$ 7,572,821.33	\$ 10,818,316.18
Tallmadge City	Region 05	\$	81,317.40	\$	116,167.72	\$ 5,829,292.48	\$ 8,327,560.68
	Region 13	\$	570.35	\$	814.79	\$ 13,152,362.77	\$ 18,789,089.68
Tarlton Village							

Subdivision	Region	Direct Payment to Subdivision - 70%	Direct Payment to Subdivision - 100%	Average of Foundation Regional Total at 70%	Average of Foundation Regional Total at 100%
	Region 18	\$ 316.23	\$ 451.75	\$ 12,692,254.44	\$ 18,131,792.05
Tate Township	Region 14	\$ 37,676.58	\$ 53,823.69	\$ 38,120,719.54	\$ 54,458,170.78
Taylor Creek Township	Region 17	\$ 156.61	\$ 223.73	\$ 8,538,233.53	\$ 12,197,476.47
Terrace Park Village	Region 02	\$ 7,994.84	\$ 11,421.20	\$ 25,477,301.51	\$ 36,396,145.01
Texas Township	Region 17	\$ 414.07	\$ 591.53	\$ 8,538,233.53	\$ 12,197,476.47
The Village Of Indian Hill City	Region 02	\$ 37,254.30	\$ 53,220.43	\$ 25,477,301.51	\$ 36,396,145.01
Thompson Township DELAWARE COUNTY	Region 18	\$ 348.94	\$ 498.49	\$ 12,692,254.44	\$ 18,131,792.05
Thompson Township GEAUGA COUNTY	Region 13	\$ 3,171.45	\$ 4,530.65	\$ 13,152,362.77	\$ 18,789,089.68
Thorn Township	Region 12	\$ 1,046.67	\$ 1,495.25	\$ 6,134,324.33	\$ 8,763,320.48
Thornville Village	Region 12	\$ 864.64	\$ 1,235.21	\$ 6,134,324.33	\$ 8,763,320.48
Thurston Village	Region 18	\$ 1,930.15	\$ 2,757.36	\$ 12,692,254.44	\$ 18,131,792.05
Tiffin City	Region 17	\$ 99,240.73	\$ 141,772.47	\$ 8,538,233.53	\$ 12,197,476.47
Tiffin Township	Region 16	\$ 715.74	\$ 1,022.48	\$ 3,484,680.00	\$ 4,978,114.29
Tiltonsville Village	Region 11	\$ 2,337.28	\$ 3,338.98	\$ 8,884,635.63	\$ 12,692,336.61
Timberlake Village	Region 13	\$ 3,287.18	\$ 4,695.96	\$ 13,152,362.77	\$ 18,789,089.68
Tipp City City	Region 15	\$ 53,086.05	\$ 75,837.22	\$ 10,223,923.32	\$ 14,605,604.74
Tiro Village	Region 17	\$ 46.01	\$ 65.73	\$ 8,538,233.53	\$ 12,197,476.47
Toledo City	Region 04	\$ 1,437,941.70	\$ 2,054,202.43	\$ 12,777,685.28	\$ 18,253,836.12
Tontogany Village	Region 17	\$ 267.62	\$ 382.31	\$ 8,538,233.53	\$ 12,197,476.47
Toronto City					

Subdivision	Region	Direct Payment to Subdivision - 70%		Direct Payment to Subdivision - 100%		Average of Foundation Regional Total at 70%	Average of Foundation Regional Total at 100%
	Region 11	\$	39,351.78	\$	56,216.83	\$ 8,884,635.63	\$ 12,692,336.61
Townsend Township HURON COUNTY							
	Region 19	\$	871.01	\$	1,244.30	\$ 18,460,697.28	\$ 26,372,424.69
Townsend Township SANDUSKY COUNTY							
	Region 17	\$	38.25	\$	54.64	\$ 8,538,233.53	\$ 12,197,476.47
Tremont City Village							
	Region 14	\$	901.93	\$	1,288.47	\$ 38,120,719.54	\$ 54,458,170.78
Trenton City							
	Region 14	\$	58,711.08	\$	83,872.98	\$ 38,120,719.54	\$ 54,458,170.78
Trenton Township							
	Region 18	\$	81.42	\$	116.31	\$ 12,692,254.44	\$ 18,131,792.05
Trimble Township							
	Region 10	\$	3,247.71	\$	4,639.59	\$ 7,572,821.33	\$ 10,818,316.18
Trimble Village							
	Region 10	\$	609.16	\$	870.23	\$ 7,572,821.33	\$ 10,818,316.18
Trotwood City							
	Region 08	\$	114,452.50	\$	163,503.57	\$ 22,270,316.03	\$ 31,814,737.19
Troy City							
	Region 15	\$	126,894.09	\$	181,277.27	\$ 10,223,923.32	\$ 14,605,604.74
Troy Township ASHLAND COUNTY							
	Region 19	\$	332.61	\$	475.16	\$ 18,460,697.28	\$ 26,372,424.69
Troy Township ATHENS COUNTY							
	Region 10	\$	1,234.42	\$	1,763.46	\$ 7,572,821.33	\$ 10,818,316.18
Troy Township GEAUGA COUNTY							
	Region 13	\$	3,670.79	\$	5,243.99	\$ 13,152,362.77	\$ 18,789,089.68
Troy Township RICHLAND COUNTY							
	Region 19	\$	4,905.65	\$	7,008.08	\$ 18,460,697.28	\$ 26,372,424.69
Troy Township WOOD COUNTY							
	Region 17	\$	3,910.70	\$	5,586.71	\$ 8,538,233.53	\$ 12,197,476.47
Trumbull County							
	Region 07	\$	2,848,836.59	\$	4,069,766.56	\$ 15,293,289.75	\$ 21,847,556.79
Trumbull Township							
	Region 13	\$	910.54	\$	1,300.78	\$ 13,152,362.77	\$ 18,789,089.68
Truro Township							
	Region 01	\$	69,564.05	\$	99,377.22	\$ 30,845,669.85	\$ 44,065,242.64
Tully Township							
	Region 16	\$	1,118.13	\$	1,597.33	\$ 3,484,680.00	\$ 4,978,114.29
Turtle Creek Township							

Subdivision	Region	Direct Payment to Subdivision - 70%	Direct Payment to Subdivision - 100%	Average of Foundation Regional Total at 70%	Average of Foundation Regional Total at 100%
	Region 15	\$ 475.49	\$ 679.27	\$ 10,223,923.32	\$ 14,605,604.74
Turtlecreek Township	Region 14	\$ 10,057.42	\$ 14,367.74	\$ 38,120,719.54	\$ 54,458,170.78
Tuscarawas County	Region 11	\$ 524,783.92	\$ 749,691.32	\$ 8,884,635.63	\$ 12,692,336.61
Tuscarawas Township	Region 06	\$ 2,958.22	\$ 4,226.03	\$ 7,329,523.03	\$ 10,470,747.19
Tuscarawas Village	Region 11	\$ 541.87	\$ 774.11	\$ 8,884,635.63	\$ 12,692,336.61
Twin Township DARKE COUNTY	Region 15	\$ 537.75	\$ 768.22	\$ 10,223,923.32	\$ 14,605,604.74
Twin Township ROSS COUNTY	Region 09	\$ 7,407.22	\$ 10,581.75	\$ 14,600,619.13	\$ 20,858,027.33
Twinsburg City	Region 05	\$ 117,530.02	\$ 167,900.03	\$ 5,829,292.48	\$ 8,327,560.68
Tymochtee Township	Region 17	\$ 447.11	\$ 638.73	\$ 8,538,233.53	\$ 12,197,476.47
Uhrichville City	Region 11	\$ 14,352.71	\$ 20,503.87	\$ 8,884,635.63	\$ 12,692,336.61
Union City	Region 08	\$ 27,953.23	\$ 39,933.19	\$ 22,270,316.03	\$ 31,814,737.19
	Region 15	\$ 104.63	\$ 149.47	\$ 10,223,923.32	\$ 14,605,604.74
Union City Village	Region 15	\$ 10,737.75	\$ 15,339.64	\$ 10,223,923.32	\$ 14,605,604.74
Union County	Region 18	\$ 423,325.74	\$ 604,751.05	\$ 12,692,254.44	\$ 18,131,792.05
Union Township AUGLAIZE COUNTY	Region 15	\$ 238.51	\$ 340.73	\$ 10,223,923.32	\$ 14,605,604.74
Union Township CARROLL COUNTY	Region 11	\$ 107.52	\$ 153.60	\$ 8,884,635.63	\$ 12,692,336.61
Union Township CHAMPAIGN COUNTY	Region 15	\$ 29.82	\$ 42.60	\$ 10,223,923.32	\$ 14,605,604.74
Union Township CLERMONT COUNTY	Region 14	\$ 449,153.50	\$ 641,647.86	\$ 38,120,719.54	\$ 54,458,170.78
Union Township CLINTON COUNTY	Region 14	\$ 12,108.14	\$ 17,297.34	\$ 38,120,719.54	\$ 54,458,170.78
Union Township FAYETTE COUNTY	Region 09	\$ 1,980.16	\$ 2,828.80	\$ 14,600,619.13	\$ 20,858,027.33

Subdivision	Region	Direct Payment to Subdivision - 70%		Direct Payment to Subdivision - 100%		Average of Foundation Regional Total at 70%	Average of Foundation Regional Total at 100%
Union Township HIGHLAND COUNTY	Region 09	\$	15,827.76	\$	22,611.08	\$ 14,600,619.13	\$ 20,858,027.33
Union Township LAWRENCE COUNTY	Region 10	\$	1,667.00	\$	2,381.42	\$ 7,572,821.33	\$ 10,818,316.18
Union Township LICKING COUNTY	Region 18	\$	10,832.54	\$	15,475.06	\$ 12,692,254.44	\$ 18,131,792.05
Union Township LOGAN COUNTY	Region 15	\$	168.79	\$	241.13	\$ 10,223,923.32	\$ 14,605,604.74
Union Township MERCER COUNTY	Region 15	\$	661.65	\$	945.21	\$ 10,223,923.32	\$ 14,605,604.74
Union Township MIAMI COUNTY	Region 15	\$	5,428.71	\$	7,755.30	\$ 10,223,923.32	\$ 14,605,604.74
Union Township MUSKINGUM COUNTY	Region 12	\$	452.62	\$	646.59	\$ 6,134,324.33	\$ 8,763,320.48
Union Township PIKE COUNTY	Region 09	\$	154.90	\$	221.29	\$ 14,600,619.13	\$ 20,858,027.33
Union Township ROSS COUNTY	Region 09	\$	16,811.90	\$	24,017.00	\$ 14,600,619.13	\$ 20,858,027.33
Union Township TUSCARAWAS COUNTY	Region 11	\$	305.67	\$	436.67	\$ 8,884,635.63	\$ 12,692,336.61
Union Township UNION COUNTY	Region 18	\$	352.82	\$	504.04	\$ 12,692,254.44	\$ 18,131,792.05
Union Township VAN WERT COUNTY	Region 16	\$	419.30	\$	599.00	\$ 3,484,680.00	\$ 4,978,114.29
Union Township WARREN COUNTY	Region 14	\$	11,271.52	\$	16,102.18	\$ 38,120,719.54	\$ 54,458,170.78
Unionville Center Village	Region 18	\$	207.99	\$	297.13	\$ 12,692,254.44	\$ 18,131,792.05
Uniopolis Village	Region 15	\$	351.49	\$	502.13	\$ 10,223,923.32	\$ 14,605,604.74
Unity Township	Region 11	\$	112.62	\$	160.89	\$ 8,884,635.63	\$ 12,692,336.61
University Heights City	Region 03	\$	43,277.17	\$	61,824.53	\$ 10,014,097.95	\$ 14,305,854.22
Upper Arlington City	Region 01	\$	168,988.96	\$	241,412.79	\$ 30,845,669.85	\$ 44,065,242.64
Upper Sandusky City	Region 17	\$	15,306.37	\$	21,866.24	\$ 8,538,233.53	\$ 12,197,476.47

Subdivision	Region	Direct Payment to Subdivision - 70%		Direct Payment to Subdivision - 100%		Average of Foundation Regional Total at 70%	Average of Foundation Regional Total at 100%
Upper Township	Region 10	\$	1,054.13	\$	1,505.90	\$ 7,572,821.33	\$ 10,818,316.18
Urbana City	Region 15	\$	81,095.05	\$	115,850.07	\$ 10,223,923.32	\$ 14,605,604.74
Urbancrest Village	Region 01	\$	484.58	\$	692.26	\$ 30,845,669.85	\$ 44,065,242.64
Utica Village	Region 18	\$	6,343.40	\$	9,061.99	\$ 12,692,254.44	\$ 18,131,792.05
Valley Hi Village	Region 15	\$	185.57	\$	265.10	\$ 10,223,923.32	\$ 14,605,604.74
Valley Township GUERNSEY COUNTY	Region 12	\$	766.96	\$	1,095.65	\$ 6,134,324.33	\$ 8,763,320.48
Valley Township SCIOTO COUNTY	Region 09	\$	2,565.87	\$	3,665.53	\$ 14,600,619.13	\$ 20,858,027.33
Valley View Village	Region 03	\$	22,396.27	\$	31,994.67	\$ 10,014,097.95	\$ 14,305,854.22
Valleyview Village	Region 01	\$	2,261.37	\$	3,230.53	\$ 30,845,669.85	\$ 44,065,242.64
Van Buren Township DARKE COUNTY	Region 15	\$	485.71	\$	693.88	\$ 10,223,923.32	\$ 14,605,604.74
Van Buren Township PUTNAM COUNTY	Region 16	\$	326.84	\$	466.92	\$ 3,484,680.00	\$ 4,978,114.29
Van Buren Township SHELBY COUNTY	Region 15	\$	550.56	\$	786.52	\$ 10,223,923.32	\$ 14,605,604.74
Van Buren Village	Region 17	\$	167.64	\$	239.49	\$ 8,538,233.53	\$ 12,197,476.47
Van Wert City	Region 16	\$	74,565.35	\$	106,521.93	\$ 3,484,680.00	\$ 4,978,114.29
Van Wert County	Region 16	\$	158,285.39	\$	226,121.99	\$ 3,484,680.00	\$ 4,978,114.29
Vandalia City	Region 08	\$	136,396.27	\$	194,851.82	\$ 22,270,316.03	\$ 31,814,737.19
Vanlue Village	Region 17	\$	157.19	\$	224.56	\$ 8,538,233.53	\$ 12,197,476.47
Venedocia Village	Region 16	\$	52.41	\$	74.87	\$ 3,484,680.00	\$ 4,978,114.29
Venice Township	Region 17	\$	14.14	\$	20.20	\$ 8,538,233.53	\$ 12,197,476.47

Subdivision	Region	Direct Payment to Subdivision - 70%		Direct Payment to Subdivision - 100%		Average of Foundation Regional Total at 70%	Average of Foundation Regional Total at 100%
Vermilion City	Region 19	\$	60,942.44	\$	87,060.63	\$ 18,460,697.28	\$ 26,372,424.69
Vermilion Township	Region 19	\$	1,801.86	\$	2,574.08	\$ 18,460,697.28	\$ 26,372,424.69
Vermillion Township	Region 19	\$	688.16	\$	983.08	\$ 18,460,697.28	\$ 26,372,424.69
Vernon Township CRAWFORD COUNTY	Region 17	\$	15.34	\$	21.91	\$ 8,538,233.53	\$ 12,197,476.47
Vernon Township SCIOTO COUNTY	Region 09	\$	5,492.57	\$	7,846.52	\$ 14,600,619.13	\$ 20,858,027.33
Vernon Township TRUMBULL COUNTY	Region 07	\$	889.55	\$	1,270.78	\$ 15,293,289.75	\$ 21,847,556.79
Verona Village	Region 08	\$	215.24	\$	307.48	\$ 22,270,316.03	\$ 31,814,737.19
	Region 15	\$	1,529.48	\$	2,184.98	\$ 10,223,923.32	\$ 14,605,604.74
Versailles Village	Region 15	\$	14,103.05	\$	20,147.21	\$ 10,223,923.32	\$ 14,605,604.74
Vienna Township	Region 07	\$	5,938.33	\$	8,483.33	\$ 15,293,289.75	\$ 21,847,556.79
Vinton County	Region 10	\$	153,720.71	\$	219,601.02	\$ 7,572,821.33	\$ 10,818,316.18
Vinton Township	Region 10	\$	165.03	\$	235.76	\$ 7,572,821.33	\$ 10,818,316.18
Vinton Village	Region 10	\$	713.61	\$	1,019.44	\$ 7,572,821.33	\$ 10,818,316.18
Violet Township	Region 18	\$	87,684.04	\$	125,262.91	\$ 12,692,254.44	\$ 18,131,792.05
Virginia Township	Region 12	\$	118.72	\$	169.59	\$ 6,134,324.33	\$ 8,763,320.48
Wabash Township	Region 15	\$	69.39	\$	99.13	\$ 10,223,923.32	\$ 14,605,604.74
Wadsworth City	Region 19	\$	107,300.16	\$	153,285.94	\$ 18,460,697.28	\$ 26,372,424.69
Waite Hill Village	Region 13	\$	7,483.00	\$	10,690.00	\$ 13,152,362.77	\$ 18,789,089.68
Wakeman Village	Region 19	\$	2,554.96	\$	3,649.95	\$ 18,460,697.28	\$ 26,372,424.69
Walbridge Village	Region 17	\$	4,091.99	\$	5,845.70	\$ 8,538,233.53	\$ 12,197,476.47

Subdivision	Region	Direct Payment to Subdivision - 70%		Direct Payment to Subdivision - 100%		Average of Foundation Regional Total at 70%	Average of Foundation Regional Total at 100%
Waldo Township	Region 18	\$	104.89	\$	149.84	\$ 12,692,254.44	\$ 18,131,792.05
Waldo Village	Region 18	\$	586.72	\$	838.18	\$ 12,692,254.44	\$ 18,131,792.05
Walnut Township FAIRFIELD COUNTY	Region 18	\$	12,281.74	\$	17,545.34	\$ 12,692,254.44	\$ 18,131,792.05
Walnut Township GALLIA COUNTY	Region 10	\$	211.44	\$	302.06	\$ 7,572,821.33	\$ 10,818,316.18
Walton Hills Village	Region 03	\$	14,033.88	\$	20,048.40	\$ 10,014,097.95	\$ 14,305,854.22
Wapakoneta City	Region 15	\$	38,814.67	\$	55,449.52	\$ 10,223,923.32	\$ 14,605,604.74
Ward Township	Region 10	\$	209.57	\$	299.38	\$ 7,572,821.33	\$ 10,818,316.18
Warren City	Region 07	\$	496,367.61	\$	709,096.59	\$ 15,293,289.75	\$ 21,847,556.79
Warren County	Region 14	\$	1,481,163.59	\$	2,115,947.99	\$ 38,120,719.54	\$ 54,458,170.78
Warren Township BELMONT COUNTY	Region 11	\$	138.79	\$	198.27	\$ 8,884,635.63	\$ 12,692,336.61
Warren Township JEFFERSON COUNTY	Region 11	\$	606.80	\$	866.85	\$ 8,884,635.63	\$ 12,692,336.61
Warren Township TRUMBULL COUNTY	Region 07	\$	216.38	\$	309.11	\$ 15,293,289.75	\$ 21,847,556.79
Warren Township TUSCARAWAS COUNTY	Region 11	\$	291.78	\$	416.83	\$ 8,884,635.63	\$ 12,692,336.61
Warren Township WASHINGTON COUNTY	Region 12	\$	1,237.07	\$	1,767.24	\$ 6,134,324.33	\$ 8,763,320.48
Warrensville Heights City	Region 03	\$	50,926.44	\$	72,752.06	\$ 10,014,097.95	\$ 14,305,854.22
Warsaw Village	Region 12	\$	551.53	\$	787.91	\$ 6,134,324.33	\$ 8,763,320.48
Warwick Township	Region 11	\$	1,194.90	\$	1,707.00	\$ 8,884,635.63	\$ 12,692,336.61
Washington County	Region 12	\$	468,932.00	\$	669,902.86	\$ 6,134,324.33	\$ 8,763,320.48
Washington Court House City	Region 09	\$	53,020.69	\$	75,743.85	\$ 14,600,619.13	\$ 20,858,027.33

Subdivision	Region	Direct Payment to Subdivision - 70%		Direct Payment to Subdivision - 100%		Average of Foundation Regional Total at 70%	Average of Foundation Regional Total at 100%
Washington Township AUGLAIZE COUNTY	Region 15	\$	3,339.17	\$	4,770.24	\$ 10,223,923.32	\$ 14,605,604.74
Washington Township BELMONT COUNTY	Region 11	\$	118.96	\$	169.94	\$ 8,884,635.63	\$ 12,692,336.61
Washington Township BROWN COUNTY	Region 09	\$	1,661.39	\$	2,373.42	\$ 14,600,619.13	\$ 20,858,027.33
Washington Township CARROLL COUNTY	Region 11	\$	307.21	\$	438.87	\$ 8,884,635.63	\$ 12,692,336.61
Washington Township CLERMONT COUNTY	Region 14	\$	43,145.77	\$	61,636.81	\$ 38,120,719.54	\$ 54,458,170.78
Washington Township CLINTON COUNTY	Region 14	\$	4,151.36	\$	5,930.52	\$ 38,120,719.54	\$ 54,458,170.78
Washington Township COLUMBIANA COUNTY	Region 11	\$	882.19	\$	1,260.28	\$ 8,884,635.63	\$ 12,692,336.61
Washington Township COSHOCTON COUNTY	Region 12	\$	118.72	\$	169.59	\$ 6,134,324.33	\$ 8,763,320.48
Washington Township DARKE COUNTY	Region 15	\$	451.02	\$	644.31	\$ 10,223,923.32	\$ 14,605,604.74
Washington Township DEFIANCE COUNTY	Region 16	\$	497.90	\$	711.29	\$ 3,484,680.00	\$ 4,978,114.29
Washington Township FRANKLIN COUNTY	Region 01	\$	172,779.44	\$	246,827.78	\$ 30,845,669.85	\$ 44,065,242.64
Washington Township GUERNSEY COUNTY	Region 12	\$	134.22	\$	191.74	\$ 6,134,324.33	\$ 8,763,320.48
Washington Township HANCOCK COUNTY	Region 17	\$	1,258.50	\$	1,797.86	\$ 8,538,233.53	\$ 12,197,476.47
Washington Township HARRISON COUNTY	Region 11	\$	470.94	\$	672.77	\$ 8,884,635.63	\$ 12,692,336.61
Washington Township HENRY COUNTY	Region 16	\$	362.64	\$	518.06	\$ 3,484,680.00	\$ 4,978,114.29
Washington Township HIGHLAND COUNTY	Region 09	\$	573.24	\$	818.91	\$ 14,600,619.13	\$ 20,858,027.33
Washington Township HOCKING COUNTY	Region 10	\$	342.29	\$	488.99	\$ 7,572,821.33	\$ 10,818,316.18
Washington Township HOLMES COUNTY	Region 11	\$	36.91	\$	52.72	\$ 8,884,635.63	\$ 12,692,336.61
Washington Township JACKSON COUNTY	Region 10	\$	467.45	\$	667.79	\$ 7,572,821.33	\$ 10,818,316.18

Subdivision	Region	Direct Payment to Subdivision - 70%		Direct Payment to Subdivision - 100%		Average of Foundation Regional Total at 70%	Average of Foundation Regional Total at 100%
Washington Township LAWRENCE COUNTY	Region 10	\$	98.06	\$	140.08	\$ 7,572,821.33	\$ 10,818,316.18
Washington Township LICKING COUNTY	Region 18	\$	1,149.90	\$	1,642.71	\$ 12,692,254.44	\$ 18,131,792.05
Washington Township LOGAN COUNTY	Region 15	\$	2,503.74	\$	3,576.76	\$ 10,223,923.32	\$ 14,605,604.74
Washington Township LUCAS COUNTY	Region 04	\$	10,032.66	\$	14,332.37	\$ 12,777,685.28	\$ 18,253,836.12
Washington Township MERCER COUNTY	Region 15	\$	165.41	\$	236.30	\$ 10,223,923.32	\$ 14,605,604.74
Washington Township MIAMI COUNTY	Region 15	\$	1,377.19	\$	1,967.42	\$ 10,223,923.32	\$ 14,605,604.74
Washington Township MONROE COUNTY	Region 12	\$	8.79	\$	12.56	\$ 6,134,324.33	\$ 8,763,320.48
Washington Township MONTGOMERY COUNTY	Region 08	\$	185,609.16	\$	265,155.94	\$ 22,270,316.03	\$ 31,814,737.19
Washington Township MORROW COUNTY	Region 18	\$	341.33	\$	487.62	\$ 12,692,254.44	\$ 18,131,792.05
Washington Township MUSKINGUM COUNTY	Region 12	\$	2,093.35	\$	2,990.50	\$ 6,134,324.33	\$ 8,763,320.48
Washington Township PAULDING COUNTY	Region 16	\$	56.69	\$	80.98	\$ 3,484,680.00	\$ 4,978,114.29
Washington Township PICKAWAY COUNTY	Region 09	\$	561.73	\$	802.47	\$ 14,600,619.13	\$ 20,858,027.33
Washington Township PREBLE COUNTY	Region 15	\$	969.36	\$	1,384.80	\$ 10,223,923.32	\$ 14,605,604.74
Washington Township RICHLAND COUNTY	Region 19	\$	1,710.69	\$	2,443.84	\$ 18,460,697.28	\$ 26,372,424.69
Washington Township SANDUSKY COUNTY	Region 17	\$	918.03	\$	1,311.48	\$ 8,538,233.53	\$ 12,197,476.47
Washington Township SCIOTO COUNTY	Region 09	\$	15,996.60	\$	22,852.29	\$ 14,600,619.13	\$ 20,858,027.33
Washington Township SHELBY COUNTY	Region 15	\$	112.62	\$	160.88	\$ 10,223,923.32	\$ 14,605,604.74
Washington Township STARK COUNTY	Region 06	\$	920.95	\$	1,315.65	\$ 7,329,523.03	\$ 10,470,747.19
Washington Township WOOD COUNTY	Region 17	\$	319.42	\$	456.31	\$ 8,538,233.53	\$ 12,197,476.47

Subdivision	Region	Direct Payment to Subdivision - 70%		Direct Payment to Subdivision - 100%		Average of Foundation Regional Total at 70%	Average of Foundation Regional Total at 100%
Washingtonville Village	Region 07	\$	831.68	\$	1,188.11	\$ 15,293,289.75	\$ 21,847,556.79
	Region 11	\$	1,144.66	\$	1,635.22	\$ 8,884,635.63	\$ 12,692,336.61
Waterford Township	Region 12	\$	7,057.19	\$	10,081.70	\$ 6,134,324.33	\$ 8,763,320.48
Waterloo Township	Region 10	\$	940.51	\$	1,343.59	\$ 7,572,821.33	\$ 10,818,316.18
Watertown Township	Region 12	\$	212.07	\$	302.96	\$ 6,134,324.33	\$ 8,763,320.48
Waterville City	Region 04	\$	17,602.06	\$	25,145.79	\$ 12,777,685.28	\$ 18,253,836.12
Waterville Township	Region 04	\$	2,193.84	\$	3,134.06	\$ 12,777,685.28	\$ 18,253,836.12
Wauseon City	Region 16	\$	39,076.68	\$	55,823.82	\$ 3,484,680.00	\$ 4,978,114.29
Waverly Village	Region 09	\$	10,926.64	\$	15,609.48	\$ 14,600,619.13	\$ 20,858,027.33
Wayne County	Region 19	\$	318,346.61	\$	454,780.87	\$ 18,460,697.28	\$ 26,372,424.69
Wayne Lakes Village	Region 15	\$	10,598.97	\$	15,141.39	\$ 10,223,923.32	\$ 14,605,604.74
Wayne Township ADAMS COUNTY	Region 09	\$	1,783.63	\$	2,548.04	\$ 14,600,619.13	\$ 20,858,027.33
Wayne Township ASHTABULA COUNTY	Region 13	\$	728.43	\$	1,040.62	\$ 13,152,362.77	\$ 18,789,089.68
Wayne Township AUGLAIZE COUNTY	Region 15	\$	602.56	\$	860.79	\$ 10,223,923.32	\$ 14,605,604.74
Wayne Township BELMONT COUNTY	Region 11	\$	79.31	\$	113.29	\$ 8,884,635.63	\$ 12,692,336.61
Wayne Township BUTLER COUNTY	Region 14	\$	1,048.01	\$	1,497.15	\$ 38,120,719.54	\$ 54,458,170.78
Wayne Township CHAMPAIGN COUNTY	Region 15	\$	2,102.30	\$	3,003.28	\$ 10,223,923.32	\$ 14,605,604.74
Wayne Township CLERMONT COUNTY	Region 14	\$	2,892.59	\$	4,132.27	\$ 38,120,719.54	\$ 54,458,170.78
Wayne Township CLINTON COUNTY	Region 14	\$	283.05	\$	404.35	\$ 38,120,719.54	\$ 54,458,170.78
Wayne Township COLUMBIANA COUNTY							

Subdivision	Region	Direct Payment to Subdivision - 70%		Direct Payment to Subdivision - 100%		Average of Foundation Regional Total at 70%	Average of Foundation Regional Total at 100%
	Region 11	\$	844.65	\$	1,206.65	\$ 8,884,635.63	\$ 12,692,336.61
Wayne Township DARKE COUNTY							
	Region 15	\$	52.04	\$	74.34	\$ 10,223,923.32	\$ 14,605,604.74
Wayne Township FAYETTE COUNTY							
	Region 09	\$	198.02	\$	282.88	\$ 14,600,619.13	\$ 20,858,027.33
Wayne Township JEFFERSON COUNTY							
	Region 11	\$	2,966.55	\$	4,237.93	\$ 8,884,635.63	\$ 12,692,336.61
Wayne Township MONROE COUNTY							
	Region 12	\$	8.79	\$	12.56	\$ 6,134,324.33	\$ 8,763,320.48
Wayne Township MUSKINGUM COUNTY							
	Region 12	\$	198.02	\$	282.88	\$ 6,134,324.33	\$ 8,763,320.48
Wayne Township NOBLE COUNTY							
	Region 12	\$	121.60	\$	173.72	\$ 6,134,324.33	\$ 8,763,320.48
Wayne Township PICKAWAY COUNTY							
	Region 09	\$	61.65	\$	88.08	\$ 14,600,619.13	\$ 20,858,027.33
Wayne Township TUSCARAWAS COUNTY							
	Region 11	\$	555.77	\$	793.95	\$ 8,884,635.63	\$ 12,692,336.61
Wayne Township WARREN COUNTY							
	Region 14	\$	5,381.46	\$	7,687.79	\$ 38,120,719.54	\$ 54,458,170.78
Wayne Village							
	Region 17	\$	1,139.54	\$	1,627.92	\$ 8,538,233.53	\$ 12,197,476.47
Waynesburg Village							
	Region 06	\$	1,702.37	\$	2,431.96	\$ 7,329,523.03	\$ 10,470,747.19
Waynesfield Village							
	Region 15	\$	1,067.03	\$	1,524.32	\$ 10,223,923.32	\$ 14,605,604.74
Waynesville Village							
	Region 14	\$	6,529.94	\$	9,328.48	\$ 38,120,719.54	\$ 54,458,170.78
Weathersfield Township							
	Region 07	\$	35,245.32	\$	50,350.46	\$ 15,293,289.75	\$ 21,847,556.79
Weller Township							
	Region 19	\$	628.93	\$	898.47	\$ 18,460,697.28	\$ 26,372,424.69
Wellington Village							
	Region 19	\$	23,263.48	\$	33,233.55	\$ 18,460,697.28	\$ 26,372,424.69
Wells Township							
	Region 11	\$	14,225.97	\$	20,322.82	\$ 8,884,635.63	\$ 12,692,336.61
Wellston City							
	Region 10	\$	57,263.22	\$	81,804.60	\$ 7,572,821.33	\$ 10,818,316.18
Wellsville Village							

Subdivision	Region	Direct Payment to Subdivision - 70%		Direct Payment to Subdivision - 100%		Average of Foundation Regional Total at 70%	Average of Foundation Regional Total at 100%
	Region 11	\$	17,718.95	\$	25,312.79	\$ 8,884,635.63	\$ 12,692,336.61
Wesley Township	Region 12	\$	176.72	\$	252.46	\$ 6,134,324.33	\$ 8,763,320.48
West Alexandria Village	Region 15	\$	14,078.84	\$	20,112.63	\$ 10,223,923.32	\$ 14,605,604.74
West Carrollton City	Region 08	\$	85,103.97	\$	121,577.10	\$ 22,270,316.03	\$ 31,814,737.19
West Chester Township	Region 14	\$	526,964.43	\$	752,806.33	\$ 38,120,719.54	\$ 54,458,170.78
West Elkton Village	Region 15	\$	3,785.13	\$	5,407.33	\$ 10,223,923.32	\$ 14,605,604.74
West Farmington Village	Region 07	\$	264.46	\$	377.80	\$ 15,293,289.75	\$ 21,847,556.79
West Jefferson Village	Region 14	\$	22,441.96	\$	32,059.95	\$ 38,120,719.54	\$ 54,458,170.78
West Lafayette Village	Region 12	\$	3,701.76	\$	5,288.23	\$ 6,134,324.33	\$ 8,763,320.48
West Leipsic Village	Region 16	\$	303.50	\$	433.57	\$ 3,484,680.00	\$ 4,978,114.29
West Liberty Village	Region 15	\$	4,937.14	\$	7,053.06	\$ 10,223,923.32	\$ 14,605,604.74
West Manchester Village	Region 15	\$	3,554.33	\$	5,077.62	\$ 10,223,923.32	\$ 14,605,604.74
West Mansfield Village	Region 15	\$	112.53	\$	160.75	\$ 10,223,923.32	\$ 14,605,604.74
West Millgrove Village	Region 17	\$	155.39	\$	221.99	\$ 8,538,233.53	\$ 12,197,476.47
West Milton Village	Region 15	\$	13,868.03	\$	19,811.47	\$ 10,223,923.32	\$ 14,605,604.74
West Rushville Village	Region 18	\$	150.95	\$	215.64	\$ 12,692,254.44	\$ 18,131,792.05
West Salem Village	Region 19	\$	703.22	\$	1,004.60	\$ 18,460,697.28	\$ 26,372,424.69
West Township	Region 11	\$	825.88	\$	1,179.83	\$ 8,884,635.63	\$ 12,692,336.61
West Union Village	Region 09	\$	15,792.55	\$	22,560.78	\$ 14,600,619.13	\$ 20,858,027.33
West Unity Village							

Subdivision	Region	Direct Payment to Subdivision - 70%		Direct Payment to Subdivision - 100%		Average of Foundation Regional Total at 70%	Average of Foundation Regional Total at 100%
	Region 16	\$	2,072.00	\$	2,960.00	\$ 3,484,680.00	\$ 4,978,114.29
Westerville City							
	Region 01	\$	230,615.69	\$	329,450.99	\$ 30,845,669.85	\$ 44,065,242.64
	Region 18	\$	68,672.90	\$	98,104.14	\$ 12,692,254.44	\$ 18,131,792.05
Westfield Center Village							
	Region 19	\$	2,181.30	\$	3,116.15	\$ 18,460,697.28	\$ 26,372,424.69
Westfield Township							
	Region 19	\$	3,130.42	\$	4,472.03	\$ 18,460,697.28	\$ 26,372,424.69
Westlake City							
	Region 03	\$	66,364.27	\$	94,806.10	\$ 10,014,097.95	\$ 14,305,854.22
Westland Township							
	Region 12	\$	57.52	\$	82.17	\$ 6,134,324.33	\$ 8,763,320.48
Weston Township							
	Region 17	\$	146.76	\$	209.66	\$ 8,538,233.53	\$ 12,197,476.47
Weston Village							
	Region 17	\$	1,312.20	\$	1,874.57	\$ 8,538,233.53	\$ 12,197,476.47
Wharton Village							
	Region 17	\$	38.05	\$	54.36	\$ 8,538,233.53	\$ 12,197,476.47
Wheeling Township BELMONT COUNTY							
	Region 11	\$	753.41	\$	1,076.30	\$ 8,884,635.63	\$ 12,692,336.61
Wheeling Township GUERNSEY COUNTY							
	Region 12	\$	57.52	\$	82.17	\$ 6,134,324.33	\$ 8,763,320.48
Whetstone Township							
	Region 17	\$	460.08	\$	657.26	\$ 8,538,233.53	\$ 12,197,476.47
White Eyes Township							
	Region 12	\$	269.81	\$	385.44	\$ 6,134,324.33	\$ 8,763,320.48
Whitehall City							
	Region 01	\$	99,855.64	\$	142,650.92	\$ 30,845,669.85	\$ 44,065,242.64
Whitehouse Village							
	Region 04	\$	26,954.75	\$	38,506.79	\$ 12,777,685.28	\$ 18,253,836.12
Whitewater Township							
	Region 02	\$	10,243.76	\$	14,633.94	\$ 25,477,301.51	\$ 36,396,145.01
Wickliffe City							
	Region 13	\$	76,593.85	\$	109,419.79	\$ 13,152,362.77	\$ 18,789,089.68
Wilkesville Township							
	Region 10	\$	770.16	\$	1,100.23	\$ 7,572,821.33	\$ 10,818,316.18
Wilkesville Village							
	Region 10	\$	145.82	\$	208.32	\$ 7,572,821.33	\$ 10,818,316.18

Subdivision	Region	Direct Payment to Subdivision - 70%		Direct Payment to Subdivision - 100%		Average of Foundation Regional Total at 70%	Average of Foundation Regional Total at 100%
Willard City	Region 19	\$	47,731.36	\$	68,187.66	\$ 18,460,697.28	\$ 26,372,424.69
Williams County	Region 16	\$	212,562.56	\$	303,660.80	\$ 3,484,680.00	\$ 4,978,114.29
Williamsburg Township	Region 14	\$	19,494.59	\$	27,849.42	\$ 38,120,719.54	\$ 54,458,170.78
Williamsburg Village	Region 14	\$	9,042.38	\$	12,917.69	\$ 38,120,719.54	\$ 54,458,170.78
Williamsfield Township	Region 13	\$	662.21	\$	946.02	\$ 13,152,362.77	\$ 18,789,089.68
Williamsport Village	Region 09	\$	595.98	\$	851.41	\$ 14,600,619.13	\$ 20,858,027.33
Willoughby City	Region 13	\$	191,257.47	\$	273,224.96	\$ 13,152,362.77	\$ 18,789,089.68
Willoughby Hills City	Region 13	\$	74,509.30	\$	106,441.86	\$ 13,152,362.77	\$ 18,789,089.68
Willowick City	Region 13	\$	76,179.62	\$	108,828.02	\$ 13,152,362.77	\$ 18,789,089.68
Wills Township	Region 12	\$	153.39	\$	219.13	\$ 6,134,324.33	\$ 8,763,320.48
Willshire Village	Region 16	\$	943.42	\$	1,347.75	\$ 3,484,680.00	\$ 4,978,114.29
Wilmington City	Region 14	\$	180,238.29	\$	257,483.27	\$ 38,120,719.54	\$ 54,458,170.78
Wilmot Village	Region 06	\$	3,432.65	\$	4,903.79	\$ 7,329,523.03	\$ 10,470,747.19
Wilson Township	Region 14	\$	974.94	\$	1,392.77	\$ 38,120,719.54	\$ 54,458,170.78
Wilson Village	Region 11	\$	199.64	\$	285.20	\$ 8,884,635.63	\$ 12,692,336.61
Winchester Village	Region 09	\$	4,793.50	\$	6,847.86	\$ 14,600,619.13	\$ 20,858,027.33
Windham Township	Region 13	\$	171.85	\$	245.50	\$ 13,152,362.77	\$ 18,789,089.68
Windham Village	Region 13	\$	4,273.28	\$	6,104.68	\$ 13,152,362.77	\$ 18,789,089.68
Windsor Township ASHTABULA COUNTY	Region 13	\$	893.99	\$	1,277.13	\$ 13,152,362.77	\$ 18,789,089.68

Subdivision	Region	Direct Payment to Subdivision - 70%		Direct Payment to Subdivision - 100%		Average of Foundation Regional Total at 70%	Average of Foundation Regional Total at 100%
Windsor Township LAWRENCE COUNTY	Region 10	\$	1,005.10	\$	1,435.86	\$ 7,572,821.33	\$ 10,818,316.18
Windsor Township MORGAN COUNTY	Region 12	\$	694.73	\$	992.47	\$ 6,134,324.33	\$ 8,763,320.48
Wintersville Village	Region 11	\$	23,912.22	\$	34,160.31	\$ 8,884,635.63	\$ 12,692,336.61
Wood County	Region 17	\$	848,552.09	\$	1,212,217.27	\$ 8,538,233.53	\$ 12,197,476.47
Woodlawn Village	Region 02	\$	33,957.46	\$	48,510.66	\$ 25,477,301.51	\$ 36,396,145.01
Woodmere Village	Region 03	\$	997.25	\$	1,424.64	\$ 10,014,097.95	\$ 14,305,854.22
Woodsfield Village	Region 12	\$	1,582.28	\$	2,260.39	\$ 6,134,324.33	\$ 8,763,320.48
Woodstock Village	Region 15	\$	213.99	\$	305.70	\$ 10,223,923.32	\$ 14,605,604.74
Woodville Township	Region 17	\$	2,766.85	\$	3,952.64	\$ 8,538,233.53	\$ 12,197,476.47
Woodville Village	Region 17	\$	4,832.43	\$	6,903.47	\$ 8,538,233.53	\$ 12,197,476.47
Wooster City	Region 19	\$	570,568.62	\$	815,098.02	\$ 18,460,697.28	\$ 26,372,424.69
Wooster Township	Region 19	\$	2,447.65	\$	3,496.64	\$ 18,460,697.28	\$ 26,372,424.69
Worthington City	Region 01	\$	115,609.85	\$	165,156.93	\$ 30,845,669.85	\$ 44,065,242.64
Worthington Township	Region 19	\$	2,477.98	\$	3,539.98	\$ 18,460,697.28	\$ 26,372,424.69
Wren Village	Region 16	\$	1,170.54	\$	1,672.20	\$ 3,484,680.00	\$ 4,978,114.29
Wyandot County	Region 17	\$	135,245.90	\$	193,208.43	\$ 8,538,233.53	\$ 12,197,476.47
Wyoming City	Region 02	\$	31,060.95	\$	44,372.79	\$ 25,477,301.51	\$ 36,396,145.01
Xenia City	Region 14	\$	178,849.16	\$	255,498.80	\$ 38,120,719.54	\$ 54,458,170.78
Xenia Township	Region 14	\$	10,650.63	\$	15,215.19	\$ 38,120,719.54	\$ 54,458,170.78

Subdivision	Region	Direct Payment to Subdivision - 70%		Direct Payment to Subdivision - 100%		Average of Foundation Regional Total at 70%	Average of Foundation Regional Total at 100%
Yankee Lake Village	Region 07	\$	48.08	\$	68.69	\$ 15,293,289.75	\$ 21,847,556.79
Yellow Creek Township	Region 11	\$	1,520.38	\$	2,171.97	\$ 8,884,635.63	\$ 12,692,336.61
Yellow Springs Village	Region 14	\$	20,064.51	\$	28,663.59	\$ 38,120,719.54	\$ 54,458,170.78
York Township ATHENS COUNTY	Region 10	\$	778.86	\$	1,112.66	\$ 7,572,821.33	\$ 10,818,316.18
York Township FULTON COUNTY	Region 16	\$	8,725.86	\$	12,465.51	\$ 3,484,680.00	\$ 4,978,114.29
York Township MEDINA COUNTY	Region 19	\$	3,263.63	\$	4,662.33	\$ 18,460,697.28	\$ 26,372,424.69
York Township SANDUSKY COUNTY	Region 17	\$	879.78	\$	1,256.83	\$ 8,538,233.53	\$ 12,197,476.47
York Township TUSCARAWAS COUNTY	Region 11	\$	1,097.64	\$	1,568.06	\$ 8,884,635.63	\$ 12,692,336.61
York Township VAN WERT COUNTY	Region 16	\$	157.24	\$	224.62	\$ 3,484,680.00	\$ 4,978,114.29
Yorkshire Village	Region 15	\$	1,075.51	\$	1,536.44	\$ 10,223,923.32	\$ 14,605,604.74
Yorkville Village	Region 11	\$	1,663.24	\$	2,376.06	\$ 8,884,635.63	\$ 12,692,336.61
Youngstown City	Region 07	\$	811,053.37	\$	1,158,647.67	\$ 15,293,289.75	\$ 21,847,556.79
Zaleski Village	Region 10	\$	110.02	\$	157.18	\$ 7,572,821.33	\$ 10,818,316.18
Zane Township	Region 15	\$	1,772.31	\$	2,531.87	\$ 10,223,923.32	\$ 14,605,604.74
Zanesfield Village	Region 15	\$	177.34	\$	253.35	\$ 10,223,923.32	\$ 14,605,604.74
Zanesville City	Region 12	\$	193,351.80	\$	276,216.86	\$ 6,134,324.33	\$ 8,763,320.48
Zoar Village	Region 11	\$	333.46	\$	476.37	\$ 8,884,635.63	\$ 12,692,336.61