

TINLEY PARK FIRE PREVENTION MONTHLY ACCOMPLISHMENTS

January 2022 – Noted Activity

- **Significant Events**
 - Deputy Chief Dan Riordan retires after 40 years of service.
 - Steve Lorendo was appointed to the position of Fire Marshal.
- **Public Education/Community Outreach**
 - Third Grade educational program topic “Hazards around the Home and Electrical Safety”
 - CPR classes held for the Tinley Park Emergency Management.
- **Fire Inspection/Plan Review Services**
 - 93% of assigned inspections for 2021 were completed.
 - Correspondence turnaround time = 1 business day.
 - 34.5 hours dedicated to plan reviews for 2022.
 - Square footage of inspected space in 2022 = 1,800,495.
- **Top Violations in January** (total violations noted):
 - Fire Protection/Fire Alarm test documents = 19.
 - Exit signs/emergency lighting maintenance = 64.
 - Fire extinguisher maintenance = 27.
- **Fire Investigations**
 - None



Property Owners Receiving Perfect Score on Fire Inspection

Business name	Address
16650 Harlem LLC	16650 Harlem Avenue
171st Street Plaza	7108-28 171st Street
Advocate Health Care	16750 80th Avenue
Advocate Medical Group, Pediatric	16750 80th Avenue, E
Alan Silverman	7061 159th Street
Allstar Athletics LLC	18475 Thompson Court, A
AMM Wholesale	8231 185th Street
Art's Cleaners	16659 Oak Park Avenue
ATI Physical Therapy	16647-61 Harlem Avenue
Cascade Solutions	8525 183rd Street, O
Castaic FCG Properties, LLC	8525 183rd Street
Centerline Real Estate Services, LLC	18400 Maple Creek Drive
Children's Choice Pediatrics	16750 80th Avenue, D
Clubhouse	18200 Murphy Circle
Creekview I	17047-61 Harlem Avenue
Dendrino's	18301 Oak Park Avenue
Dr. James Becker	16860 Oak Park Avenue, 202
El Salon	16741 Oak Park Avenue
Family Harvest Church	18500 92nd Avenue
Fed Ex Kinko's	15901 Harlem Avenue, C
Harald Viking Lodge	6730 175th Street
Hobby Lobby	7061 159th Street
Illinois Collection Services	8231 185th Street, 100
Illinois State Police	8151 183rd Street, F
Jovan Broadcasting	18600 Oak Park Avenue
Keystone Commercial Real Estate	8151 183rd Street
Kindercare	16100 Oak Park Avenue
Lisa Voticke LCPC	16571 Oak Park Avenue, 101
Medpro Health Providers LLC	16820 Oak Park Avenue
Menard's Wood Shed	6851 159th Street
Michuda Construction, Inc.	18505 West Cree Drive
Multiple Businesses	16860 Oak Park Avenue, 103
Nate Olson	8231-33 185th Street
Nel Pretech Corp	8420 183rd Place
Orlando Lynn Salon	16922 Oak Park Avenue
Pop's Italian Beef	7301 183rd Street, AB
Paul Paskvan, CPA	16860 Oak Park Avenue, 203
Redwood Systems Group	8231 185th Street, 300
Sara's Tailoring	17621 Oak Park Avenue

Monthly Accomplishment Report

Month: January Year: 2022

Smokey Top	7301 183rd Street, C
St. Coletta's	8712 Bethany Lane
Stec Properties, LLC	18475 Thompson Court
Steve's Barber Shop	16717 Oak Park Avenue
Sub Trailer Hitch	17501 Oak Park Avenue
Sun Nails	16703 Oak Park Avenue
THG Chicago, LLC	8402 183rd Street
Tinley Park Auto Repair	17600 Duvan Drive
Tinley Park Dental Care	17059-61 Harlem Avenue
Tinley Park United Methodist Church	6875 173rd Place
Tinley Square	15901 Harlem Avenue
Weil Foot and Ankle	16735 Oak Park Avenue
WH Leary Company	8440 183rd Place
Wireless Vision	15901 Harlem Avenue, B

Multi-Family Addresses

6400-02 Pine Cone Drive	8148 168th Place	18124 66th Avenue
6416 175th Street	16515 Crescent Avenue	18321-23 Pine Lake Court
6431-33 Pine Cone Drive	16524 Crescent Avenue	18325-27 Pine Lake Court
6545 Vogt Street	16616 Crescent Avenue	18331 Pine Lake Drive
6611 Oak Forest Avenue	16818 82nd Avenue	18401 Pine Lake Drive
6640 183rd Street	16820 81st Avenue	18410-12 Pine Cone Drive
6650 183rd Street	16820 81st Court	18411-13 Pine Cone Drive
6670 183rd Street	16826 81st Avenue	18411-13 Pine Lake Drive
6680 183rd Street	16832 81st Avenue	18420-22 Pine Cone Drive
6715 174th Place	17114 71st Avenue	18421-23 Pine Cone Drive
6823 Hickory Street	17208 66th Court	18421-23 Pine Lake Drive
7061 170th Street	17236-42 Ridgeland Avenue	18430 Pine Cone Drive
7121 170th Street	17340 Ridgeland Avenue	18431-33 Pine Cone Drive
7131 166th Street	17396 69th Avenue	18431-33 Pine Lake Drive
7140 Laverne Lane	17408 69th Avenue	18440 Pine Lake Drive
8136 169th Street	18118 66th Avenue	

PERMIT PROCESS & PLAN REVIEWS

Monthly Accomplishment Report

Month: January Year: 2022

Plan Review Summary by Type

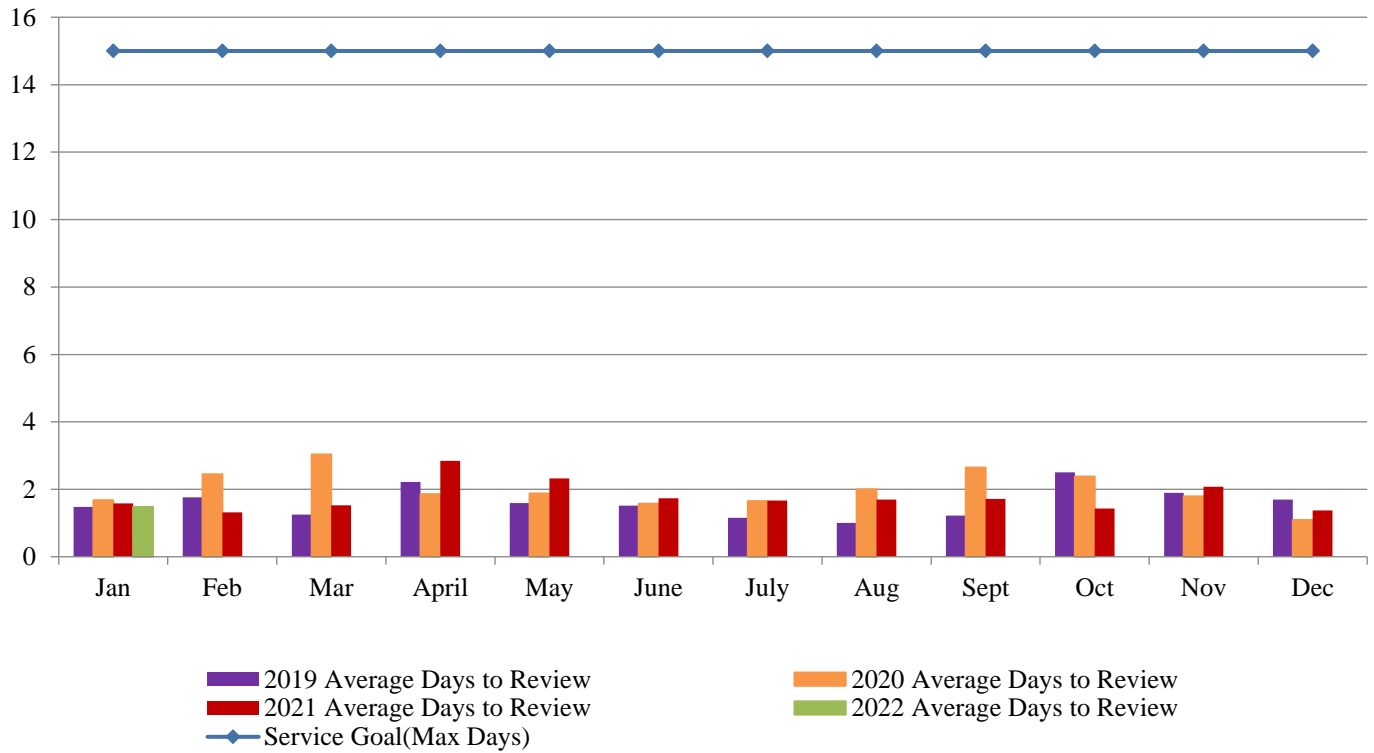
Plan Review Type	Jan	Feb	Mar	April	May	June	July	Aug	Sept	Oct	Nov	Dec	TOTAL
Commercial/Residential	22												22
Life Safety Systems	11												11
Pyrotechnic	0												0
Tent/Special Event	0												0
													33

Plan Review Activity	January	Year to Date
# of Plan Reviews	33	33
Avg. Review Time (days)	1.40	1.40
Total Hours Spent	34.5	34.5
Review	33.5	33.5
Administration	1	1

0 plan review sent to ICC 0 pyrotechnic displays

0 tent permits in for review 5 quick permits reviewed

Plan Review Turnaround (days)



Permit Plan Review Summary by Occupancy, Square Footage and Time Reviewed

Occupancy Type/Hours	January	Total Year to Date
Assembly		
# square feet	14,678	14,678
# of hours	4	4
Education		
# square feet	0	0
# of hours	0	0
Factory		
# square feet	0	0
# of hours	0	0
Institutional		
# square feet	0	0
# of hours	0	0
Mercantile		
# square feet	5,042	5,042
# of hours	1.5	1.5
Residential		
# square feet	7000	7,000
# of hours	3	3
Storage		
# square feet	56,332	56,332
# of hours	7	7
Miscellaneous		
# square feet	78	78
# of hours	.5	.5
Mixed Use		
# square feet	0	0
# of hours	0	0
Business		
# square feet	128,675	128,675
# of hours	17.5	17.5
TOTALS		
# square feet	211,805	21,805
#Hours	33.5	33.5

Monthly Accomplishment Report

Month: January Year: 2022

PERMIT PROCESS & PLAN REVIEWS (cont.)

Acceptance Testing

of acceptance tests 10
Scheduled/Completed in 3 business days (%) 100%

Customer evaluations received 0	Average score 0
---------------------------------	-----------------

MAJOR Errors = 0

MINOR Errors = 0

Customer Evaluation Comments: None

Outstanding Permits January:

Fire Alarm; 25
Fire Protection: 16

2022 Permit Fees & Installation Cost (through January)

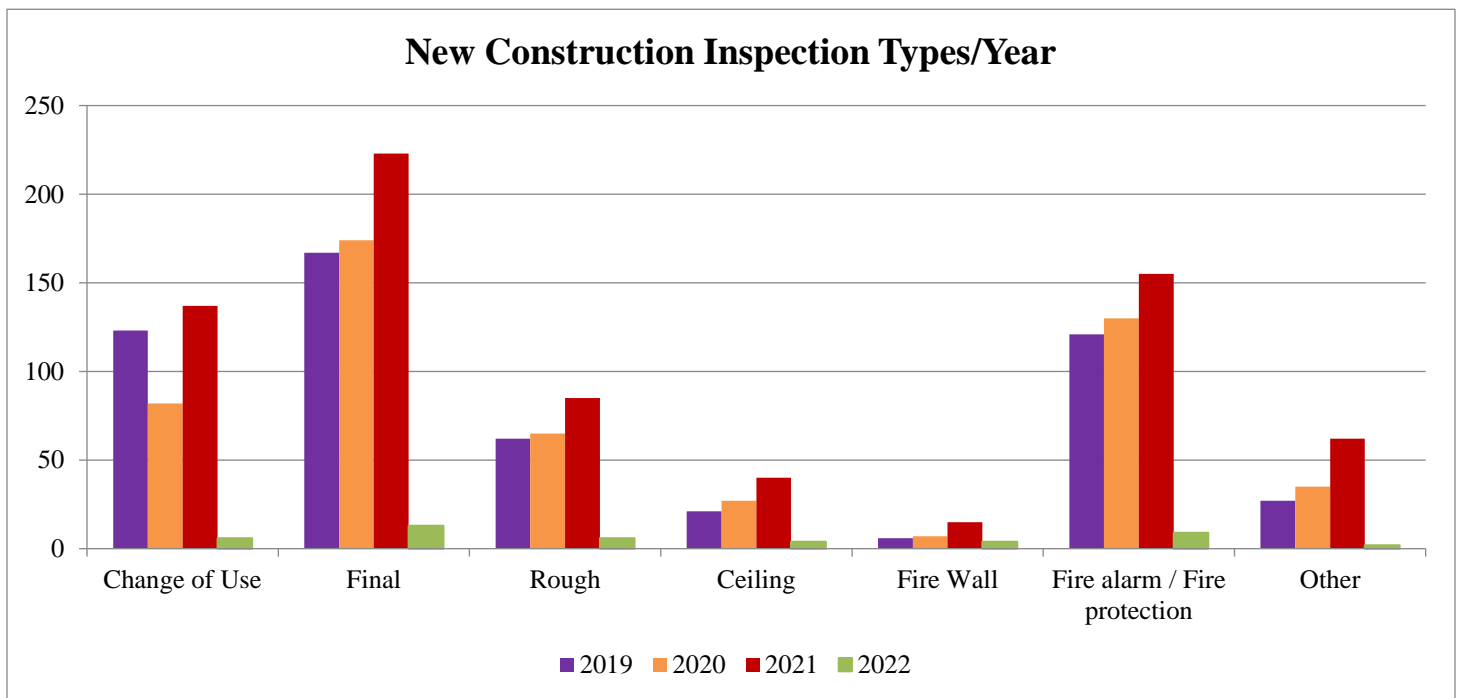
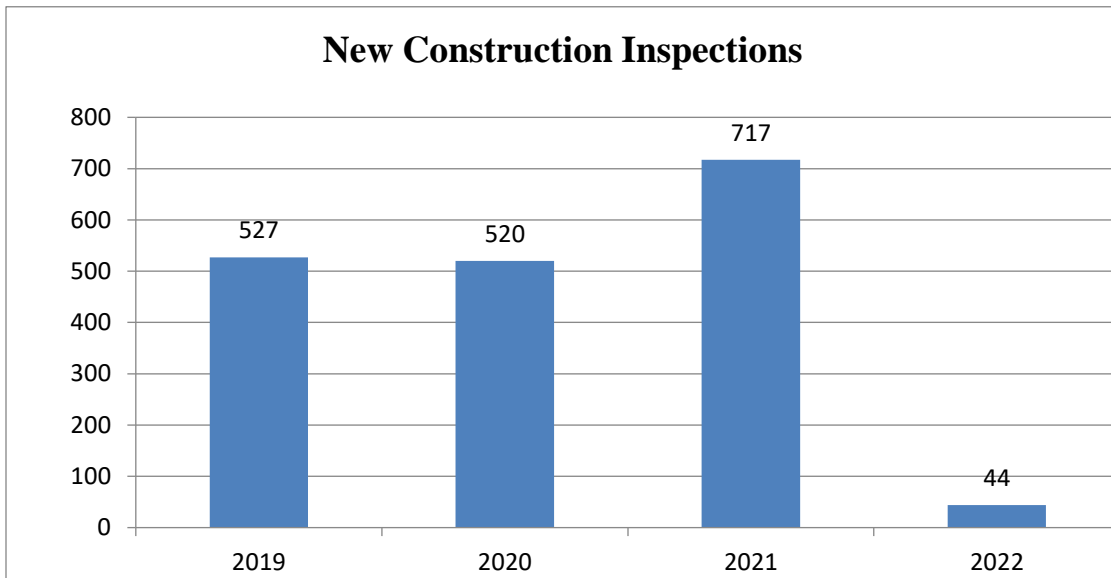
	# of Permits	Permit Fees	Installation Cost
Fire Alarm	6	\$1,700	\$29,740
Fire Protection	5	\$1,706	\$99,740
New Construction Fees			
Inspection		\$0	
Plan Review		\$0	

Plan Reviews Requiring Additional Information (0):

NEW CONSTRUCTION INSPECTIONS

44 New Construction inspections completed in January.

64% of completed inspections did not generate any violations/corrective actions.

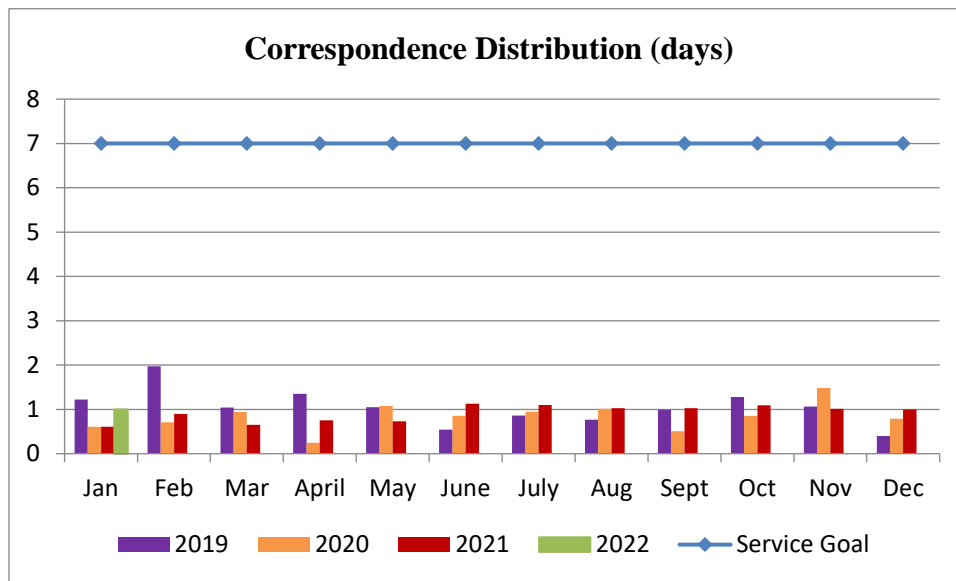


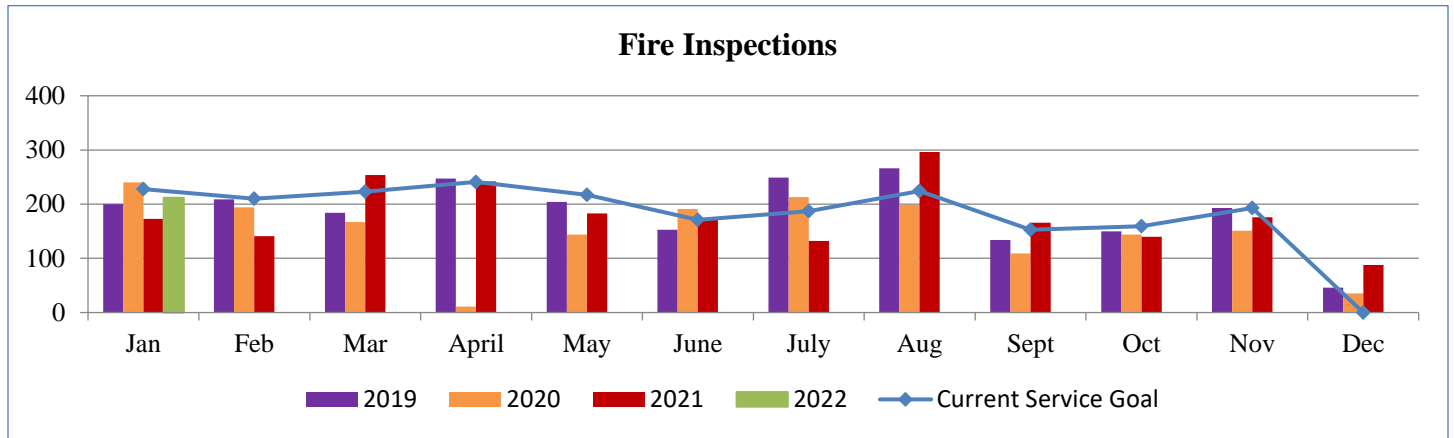
FIRE INSPECTIONS

# Special Inspections	0 (Event Inspections, temporary structures, vacant structures)
Internal Report Reviews	45
Field Evaluations	0
Post Inspection Evaluations	0
Correspondence Distribution	1 day
Correspondence >7 days	0

Customer evaluations received = 0	Average score = 0
MAJOR Errors = 0	MINOR Errors = 0

Customer Evaluation Comments: None





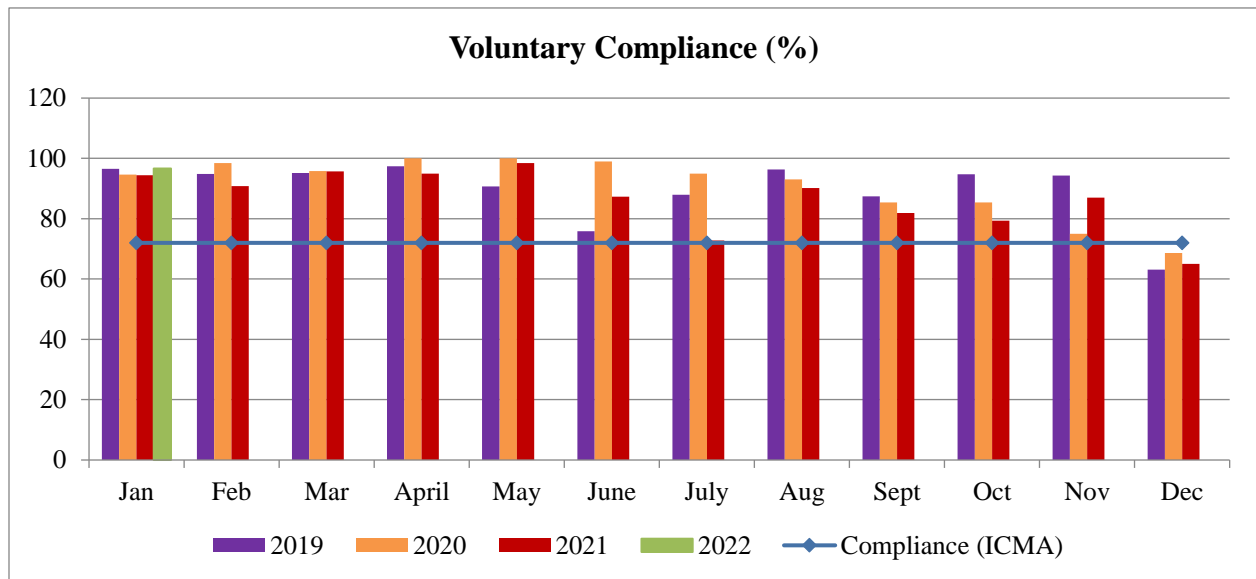
FIRE INSPECTIONS

- *Expected inspections for the month of January service goal = 228; actual = 212.*
- *Total square footage inspected through January 31, 2022 = 1,800,495.*

FIRE INSPECTION VIOLATION SUMMARY

3.3% of all January inspections generated a citation to appear in court.

47.2% of all January inspections did not generate any violations.



Fire Prevention is now tracking compliance of noted violations that are not scheduled for a court appearance. The Benchmark was established using ICMA's FY2011Data Report, Chapter Code Enforcement. The benchmark figure of 72.1% compliance was based on enforcement data gathered from community populations ranging from 25,000-100,000. Data excludes noted violations for upgrades to required fire protection systems as a result in property transactions/change of occupancy use.

PUBLIC EDUCATION

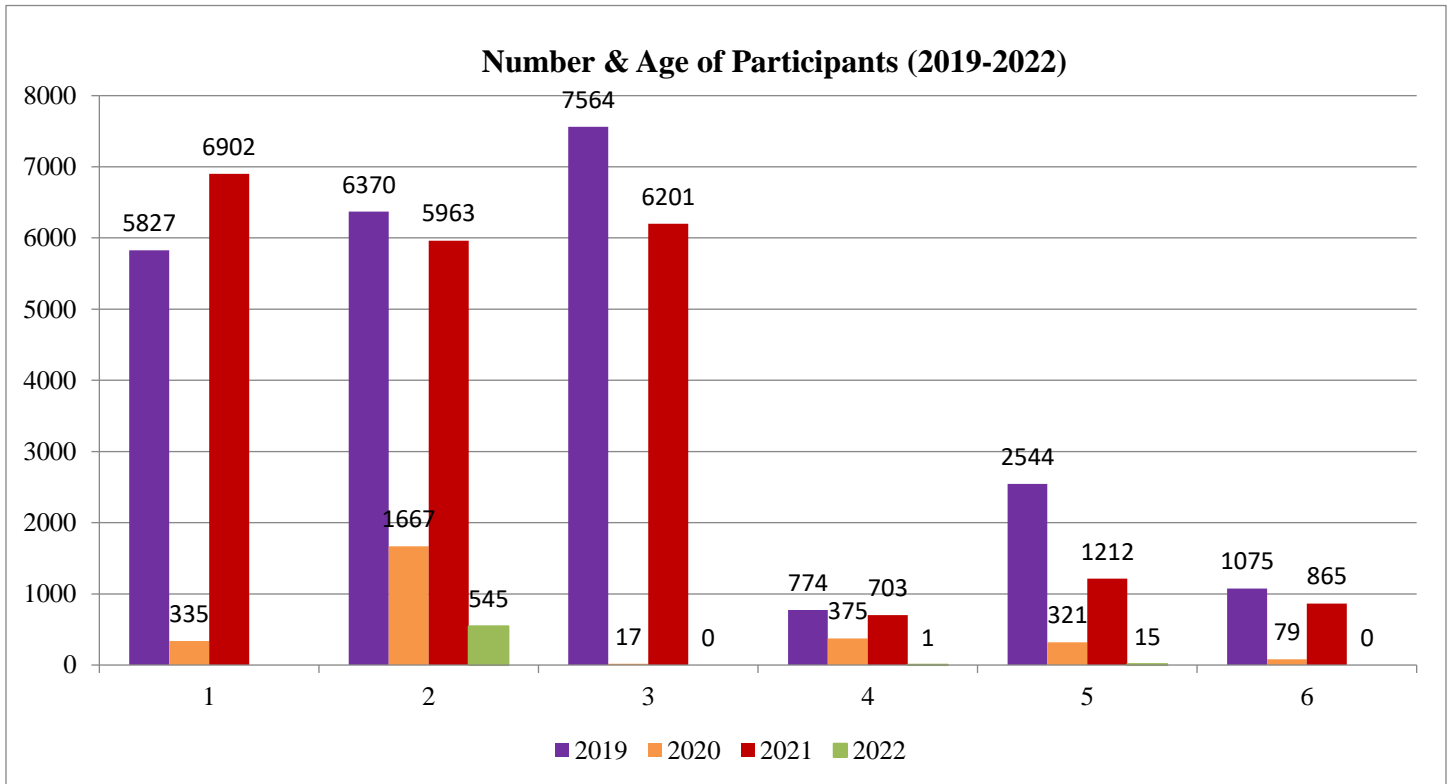
of Events **30**

of Attendees **561**

Customer evaluations received = 4

Average score = 5.00

Outreach/Activity



Monthly Accomplishment Report

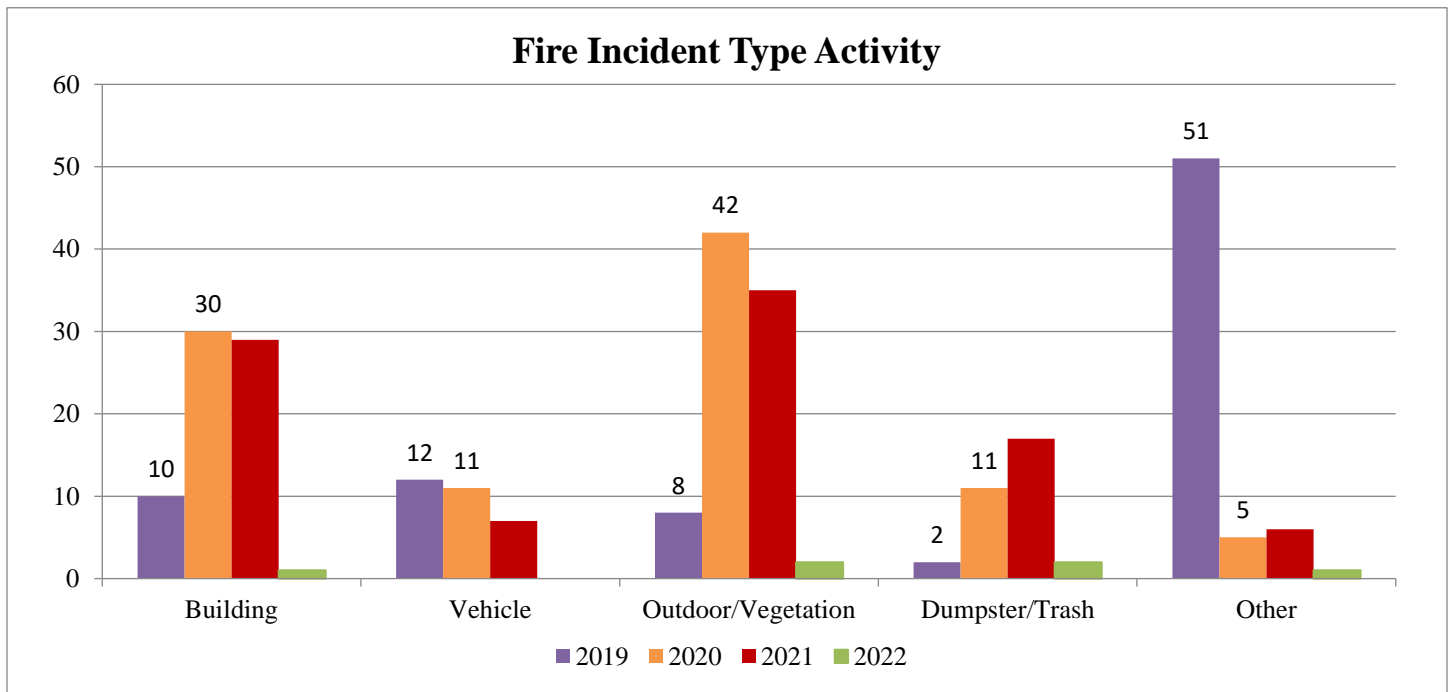
Month: January Year: 2022

2022 TRAINING SUMMARY - Training hours accumulated through January:

Fire Inspection – 0 Plan Reviews – 2.5 Public Education – 0 Fire Investigations – 0 Fire Marshal – 0

January	
28	NIFSB NFPA 13 Changes (virtual) 2.5 hours
February	
March	
April	
May	
June	
July	
August	
September	
October	
November	
December	

FIRE INVESTIGATIONS



Comments:

January Fire Incidents (NFIRS Incident Codes 100 – 173):

- 1 Building Fire
- 1 Mechanical Fire
- 1 Vehicle Fire
- 2 Dumpster Fires

January Fire Investigations:

- None

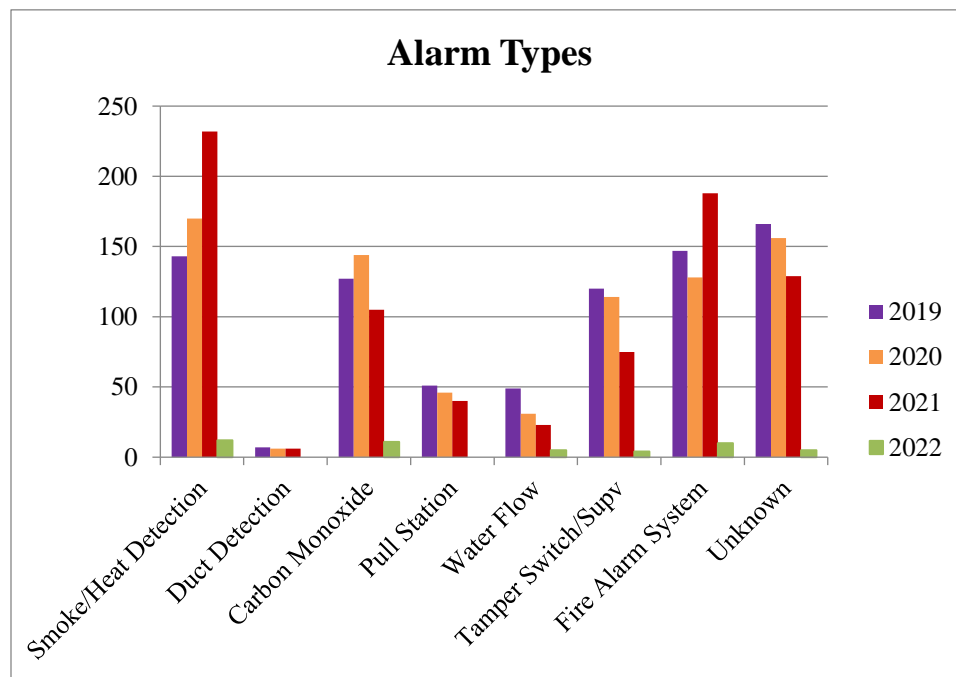
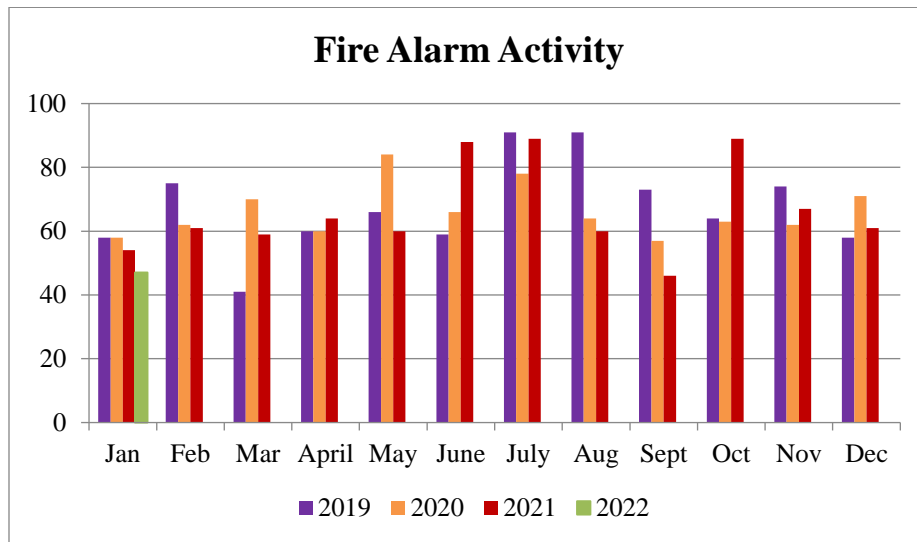
2022 Dollar Loss Estimates:

- \$4,000

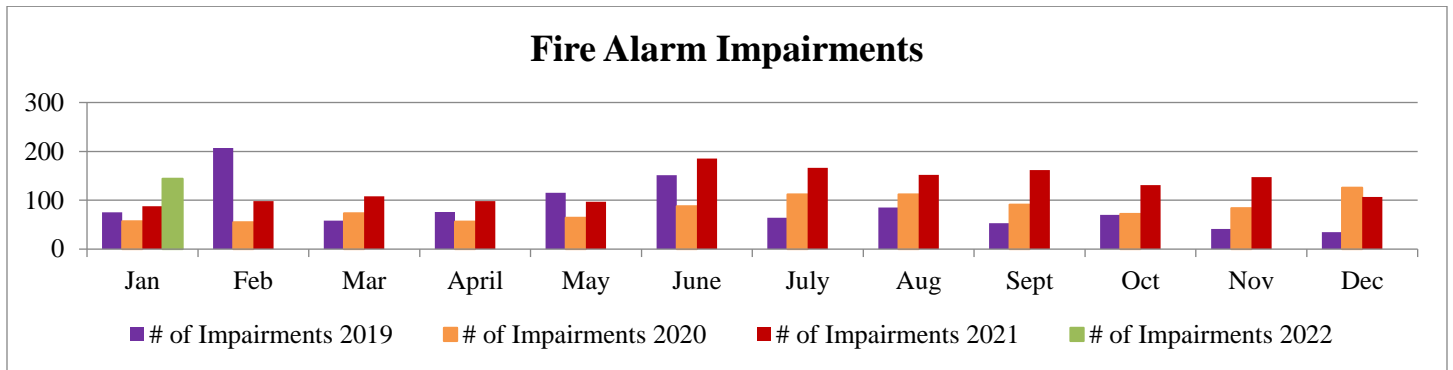
FIRE ALARM ACTIVITY

Number of Fire Department alarm responses in January:

- 47 Alarm responses.
- 11 carbon monoxide incidents.
- 20 Supervisory/Trouble alarms requiring an FD response.
- 144 fire alarm impairment visits.
- 0 Fox Valley work orders; 3 serviced batteries.



FIRE ALARM ACTIVATIONS; (cont.)



COMPLAINTS (1)

Complaint was made at 16622 Theresa Lane that bicycles were stacked up to the ceiling in a storage area. Management company was called and were told to have the bicycles removed. Bicycles were removed in 5 days.