

# TINLEY PARK FIRE PREVENTION

## MONTHLY ACCOMPLISHMENTS

*February 2022 – Noted Activity*

- **Significant Events**
  - *Donna Beran celebrated 15 years with Fire Prevention*
- **Public Education/Community Outreach**
  - *Certified 11 Emergency Management personnel in Heartsaver/AED*
  - *Girl Scout Station Tour*
  - *Certified 5 residents in Heartsaver/AED and BLS*
  - *3<sup>rd</sup> Grade Program highlighted scald burns, and kitchen and bathroom safety.*
- **Fire Inspection/Plan Review Services**
  - *87% of assigned inspections for February were completed.*
  - *Correspondence turnaround time = .84 business days.*
  - *72.5 hours dedicated to plan reviews for 2022.*
  - *Square footage of inspected space in 2022 = 3,914,241.*
  - *38 (new construction, remodel, fire alarm, and fire sprinkler) plan reviews were processed*
  - *Plan review turnaround time was .73 days*
- **Top Violations in February (total violations noted):**
  - *Fire Protection/Fire Alarm test documents = 26.*
  - *Exit signs/emergency lighting maintenance = 34.*
  - *Fire extinguisher maintenance = 20.*
- **Fire Investigations**
  - *None*



**Property Owners Receiving Perfect Score on Fire Inspection**

<b>Business name</b>	<b>Address</b>
171st & Harlem Currency Exchange	7128 171st Street
A Auto Truck Service	17548 Duvan Drive
Aero Rubber Company, Inc.	8100 185th Street
Architectural Glass Works	18535 West Creek Drive
Archive America of IL, Inc.	8400 185th Street
Atlas Putty	8351 185th Street
Bechstein Construction	17368 68th Court
Best at Training Studio	7921 171st Street
Bettenhausen Fiat	17514 Oak Park Avenue
Bettenhausen Used Cars	17600 Oak Park Avenue
Bremen Animal Hospital	7613 159th Street
Cabinet Wholesale Supply	17532 Duvan Drive
Chestnut Ridge Clubhouse	9364 Chestnut Trail
Downtown Tinley Dental	17859 Oak Park Avenue
DTC Tinley Park LLC	18410 Crossing Drive
DTC Tinley Park LLC	18401 Maple Creek Drive
Four-Tech Industries Company	18545 West Creek Drive
G.W. Berkheimer	7635 183rd Street
Grand Nail and Spa	7907 171st Street
Holistic Happenings Healing Center Spa	7923-25 171st Street
Home Depot	18700 Ridgeland Avenue
Ivitalize, PLLC	188401 Maple Creek Drive, 700
Jimmy John's Gourmet Sandwiches	7905 171st Street
KVH Industries, Inc.	8412 185th Street
KVH Industries, Inc.	8400-12 185th Street
Lenny's Food 'N Fuel Car Wash	19420 Harlem Avenue
Midas Muffler	7011 159th Street
Mucci World	7911 171st Street
NAI Hiffman	7600 185th Street
New Age Products International, Inc.	18700 Ridgeland Avenue, 180
NPL 18700 Ridgeland Avenue	18700 Ridgeland Avenue
Parkside Plaza	16701-29 80th Avenue
Plush Horse Ice Cream Shoppe	7903 171st Street
Roberts Environmental	8500 185th Street
Roberts Environmental	8500 185th Street, B
Rogers Supply Company	7600 185th Street

## Monthly Accomplishment Report

Month: February Year: 2022

---

So Feet Relax	7927 171st Street
Super Fade Salon	16709 80th Avenue
Supercuts #90858	7919 171st Street
Temperature Equipment Corporation	18500 North Creek Drive
The Open Bottle	7101 183rd Street, 105
Tinley Park Community Church	7939 167th Street
Tropical Smoothie Café	7101 183rd Street, 102
Walter Eye Clinic	16630 Oak Park Avenue
Wayne Dalton Corporation	8500 185th Street, E
West Creek LLC	18535 West Creek Drive
Wrisco	18700 Ridgeland Avenue, 200

### Multi-Family Addresses

5965 Lakeside Place	7408-16 159th Street	15921-27 Westway Walk
6015 Lakeside Place	7424 159th Street	15932-40 Olcott Avenue
6408 175th Street	7500 159th Place	16748 Paxton Avenue
6619 Oak Forest Avenue	7506-10 159th Street	17310 Ridgeland Avenue
6985 Lakeside Place	7519 175th Street	17320 Ridgeland Avenue
7001 174th Place	7938 Paxton Avenue	17510 71st Court
7101 175th Street	8118 169th Street	17510 Ridgeland Avenue
7121-31 175th Street	15912 Centerway Walk	17520 Ridgeland Avenue
7131 Hickory Street	15918 Centerway Walk	17525 Sandalwood Drive
7349 175th Street	15919 Centerway alk	17612-18 71st Court
7350 Sandalwood Drive		18001-19 Oak Park Avenue

**PERMIT PROCESS & PLAN REVIEWS**

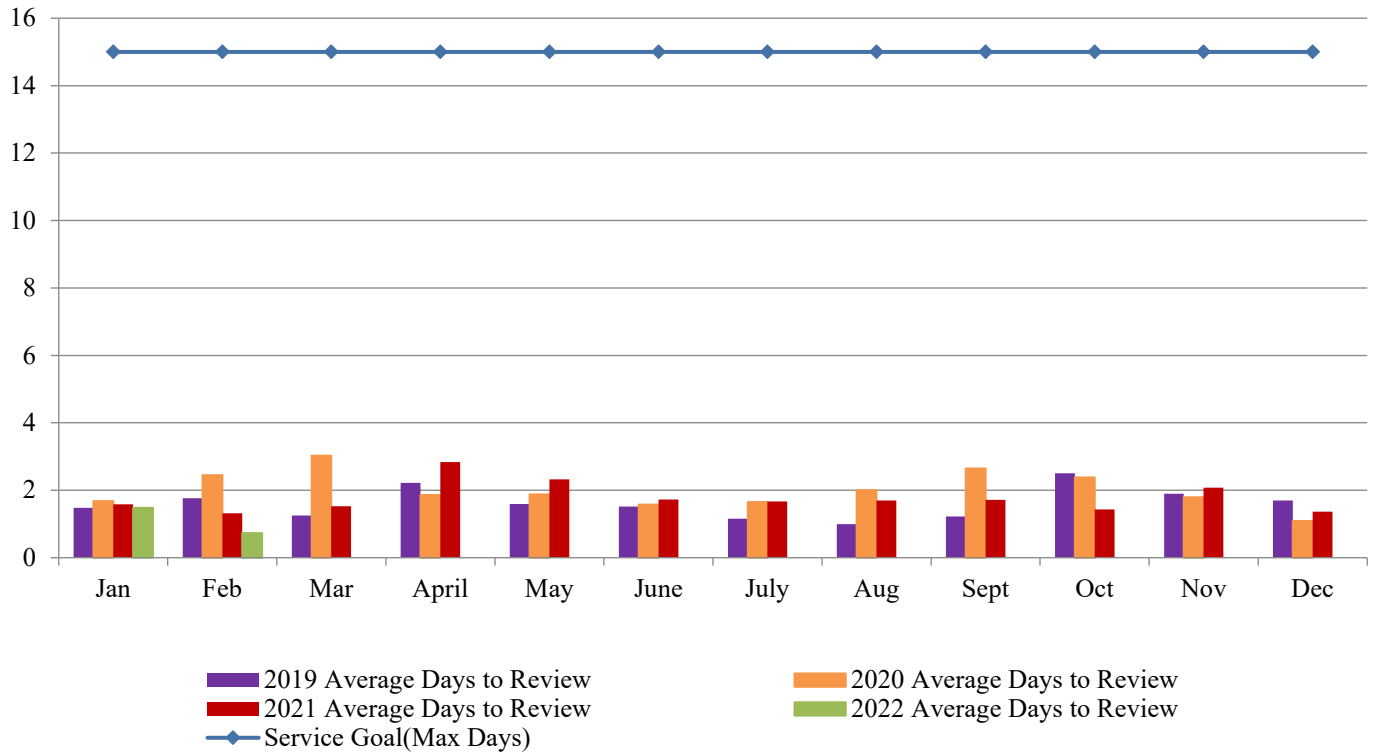
**Plan Review Summary by Type**

Plan Review Type	Jan	Feb	Mar	April	May	June	July	Aug	Sept	Oct	Nov	Dec	TOTAL
Commercial/Residential	22	24											46
Life Safety Systems	11	13											24
Pyrotechnic	0	0											0
Tent/Special Event	0	1											1
													70

Plan Review Activity	February	Year to Date
# of Plan Reviews	38	70
Avg. Review Time (days)	.73	1.10
Total Hours Spent	38	72.5
Review	31.5	65
Administration	6.5	7.5

*0 plan review sent to ICC    0 pyrotechnic displays*  
*1 tent permits in for review    5 quick permits reviewed*

Plan Review Turnaround (days)



**PERMIT PROCESS & PLAN REVIEWS (cont.)**

**Permit Plan Review Summary by Occupancy, Square Footage and Time Reviewed**

<b>Occupancy Type/Hours</b>	<b>February</b>	<b>Total Year to Date</b>
<b>Assembly</b>		
# square feet	<b>9,426</b>	<b>24,104</b>
# of hours	<b>2</b>	<b>6</b>
<b>Education</b>		
# square feet	<b>0</b>	<b>0</b>
# of hours	<b>0</b>	<b>0</b>
<b>Factory</b>		
# square feet	<b>0</b>	<b>0</b>
# of hours	<b>0</b>	<b>0</b>
<b>Institutional</b>		
# square feet	<b>2,500</b>	<b>2,500</b>
# of hours	<b>1</b>	<b>1</b>
<b>Mercantile</b>		
# square feet	<b>11,786</b>	<b>16,828</b>
# of hours	<b>3</b>	<b>4.5</b>
<b>Residential</b>		
# square feet	<b>4500</b>	<b>11,500</b>
# of hours	<b>2.5</b>	<b>5.5</b>
<b>Storage</b>		
# square feet	<b>236,644</b>	<b>292,976</b>
# of hours	<b>4.5</b>	<b>11.5</b>
<b>Miscellaneous</b>		
# square feet	<b>0</b>	<b>78</b>
# of hours	<b>0</b>	<b>.5</b>
<b>Mixed Use</b>		
# square feet	<b>87,000</b>	<b>87,000</b>
# of hours	<b>1.5</b>	<b>1.5</b>
<b>Business</b>		
# square feet	<b>61,145</b>	<b>189,820</b>
# of hours	<b>17</b>	<b>34.5</b>
<b>TOTALS</b>		
# square feet	<b>413,001</b>	<b>624,806</b>
#Hours	<b>31.5</b>	<b>65</b>

**PERMIT PROCESS & PLAN REVIEWS (cont.)**

**Acceptance Testing**

# of acceptance tests 11  
 Scheduled/Completed in 3 business days (%) 100%

Customer evaluations received 3	Average score 4.50
---------------------------------	--------------------

<b>MAJOR</b> Errors = 0	<b>MINOR</b> Errors = 0
-------------------------	-------------------------

**Customer Evaluation Comments:** *Fast Response. Heidi Twomey was very helpful, You guys have one of the smoothest processes around.*

**Outstanding Permits February:**

Fire Alarm; 29  
 Fire Protection: 17

**2022 Permit Fees & Installation Cost (through February)**

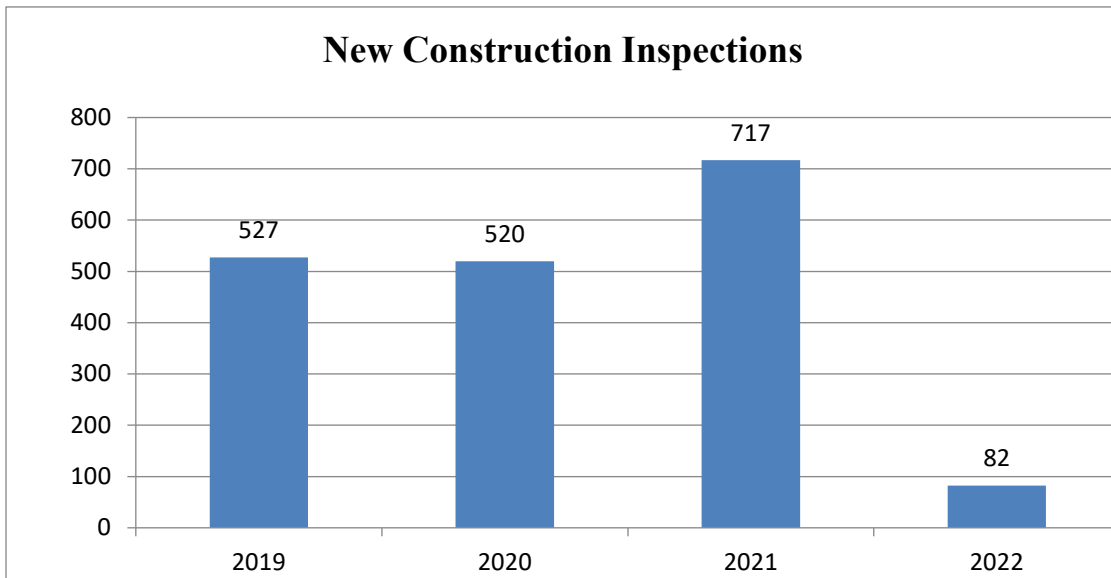
	# of Permits	Permit Fees	Installation Cost
<b>Fire Alarm</b>	9	\$2,525	\$109,097
<b>Fire Protection</b>	4	\$2,631	\$177,592
<b>New Construction Fees</b>			
<b>Inspection</b>		\$0	
<b>Plan Review</b>		\$0	

**Plan Reviews Requiring Additional Information (0):**

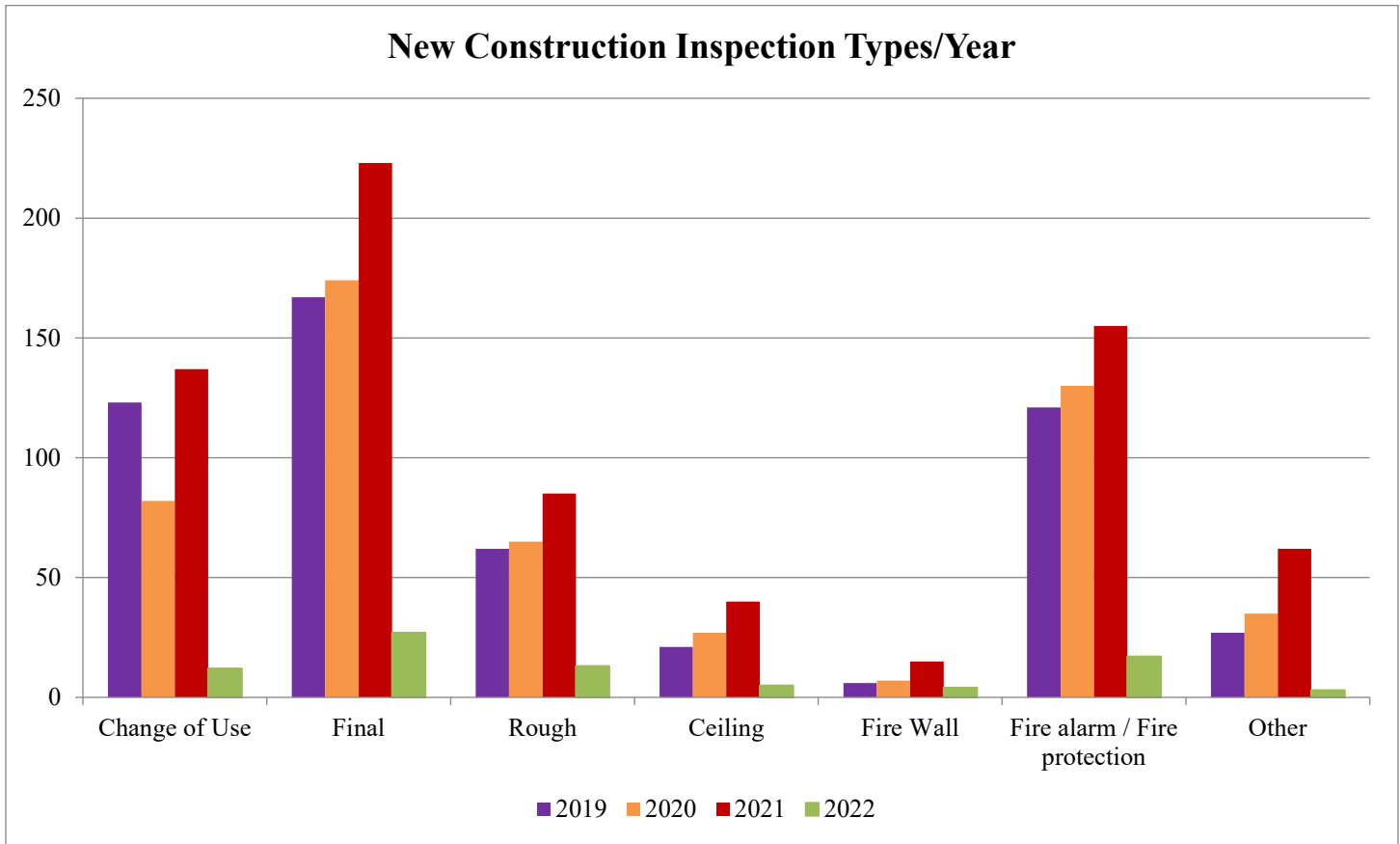
**NEW CONSTRUCTION INSPECTIONS**

*38 New Construction inspections completed in February.*

*66% of completed inspections did not generate any violations/corrective actions.*





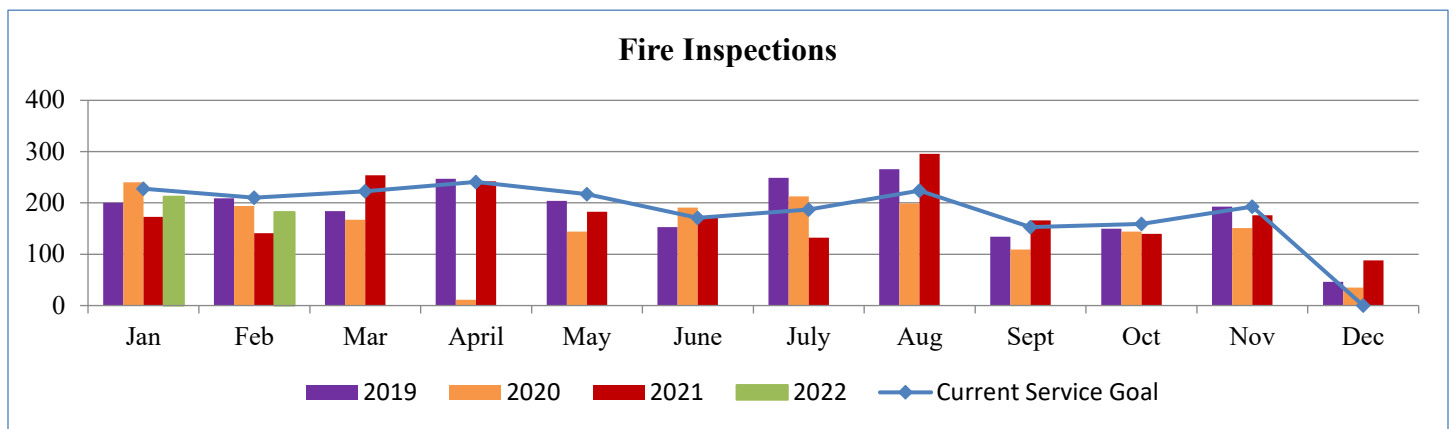
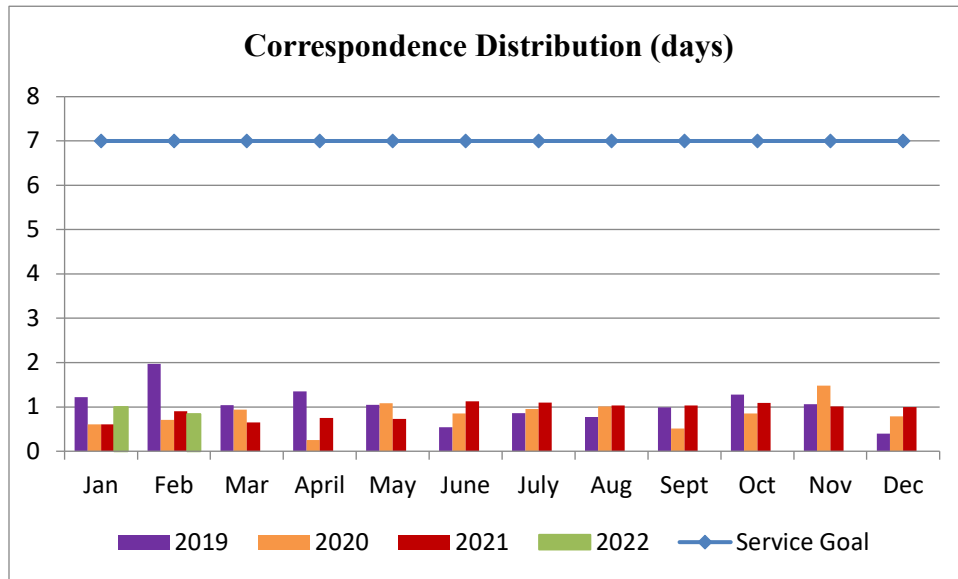


**FIRE INSPECTIONS**

# Special Inspections	0 (Event Inspections, temporary structures, vacant structures)
Internal Report Reviews	45
Field Evaluations	0
Post Inspection Evaluations	0
Correspondence Distribution	.84 day
Correspondence >7 days	0

Customer evaluations received = 0	Average score = 0
<b>MAJOR</b> Errors = 0	<b>MINOR</b> Errors = 0

**Customer Evaluation Comments:** None



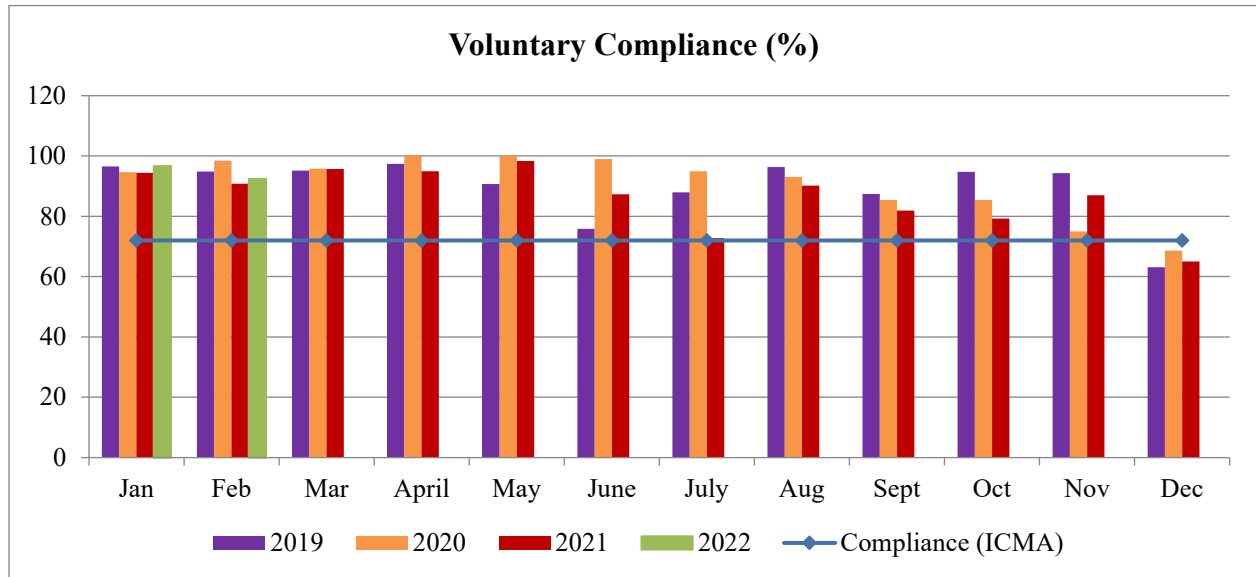
**FIRE INSPECTIONS**

- *Expected inspections for the month of February service goal = 210; actual = 182.*
- *Total square footage inspected through February 28, 2022 = 3,914,241.*

**FIRE INSPECTION VIOLATION SUMMARY**

*7.6% of all February inspections generated a citation to appear in court.*

*43.4% of all February inspections did not generate any violations.*



Fire Prevention is now tracking compliance of noted violations that are not scheduled for a court appearance. The Benchmark was established using ICMA's FY2011Data Report, Chapter Code Enforcement. The benchmark figure of 72.1% compliance was based on enforcement data gathered from community populations ranging from 25,000-100,000. Data excludes noted violations for upgrades to required fire protection systems as a result in property transactions/change of occupancy use.

**PUBLIC EDUCATION**

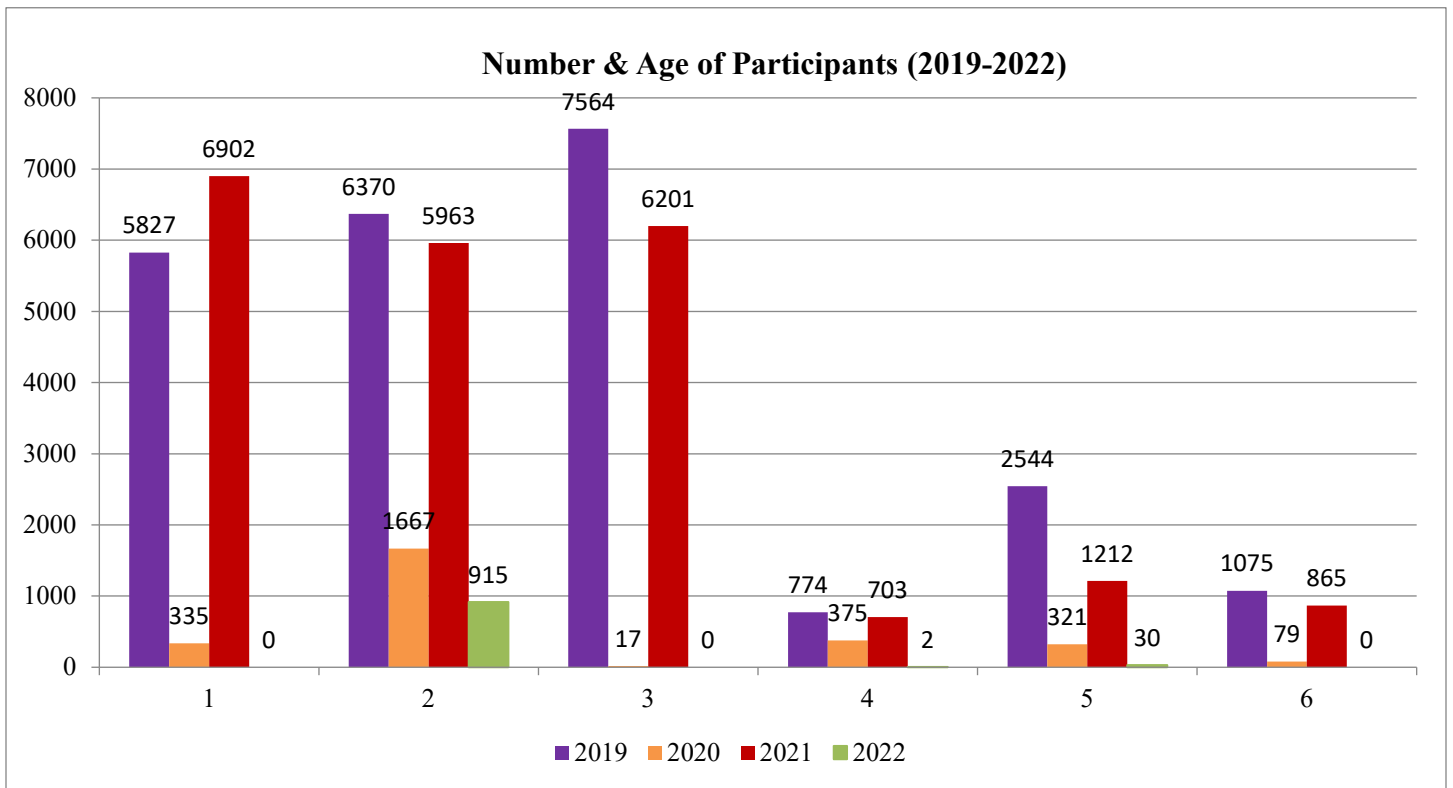
# of Events **19**

# of Attendees **400**

Customer evaluations received = 5                      Average score = 5.00

**Outreach/Activity**

- Girl Scout Tour of Station 46.
- 11 Emergency Management personnel received CPR instruction.



# Monthly Accomplishment Report

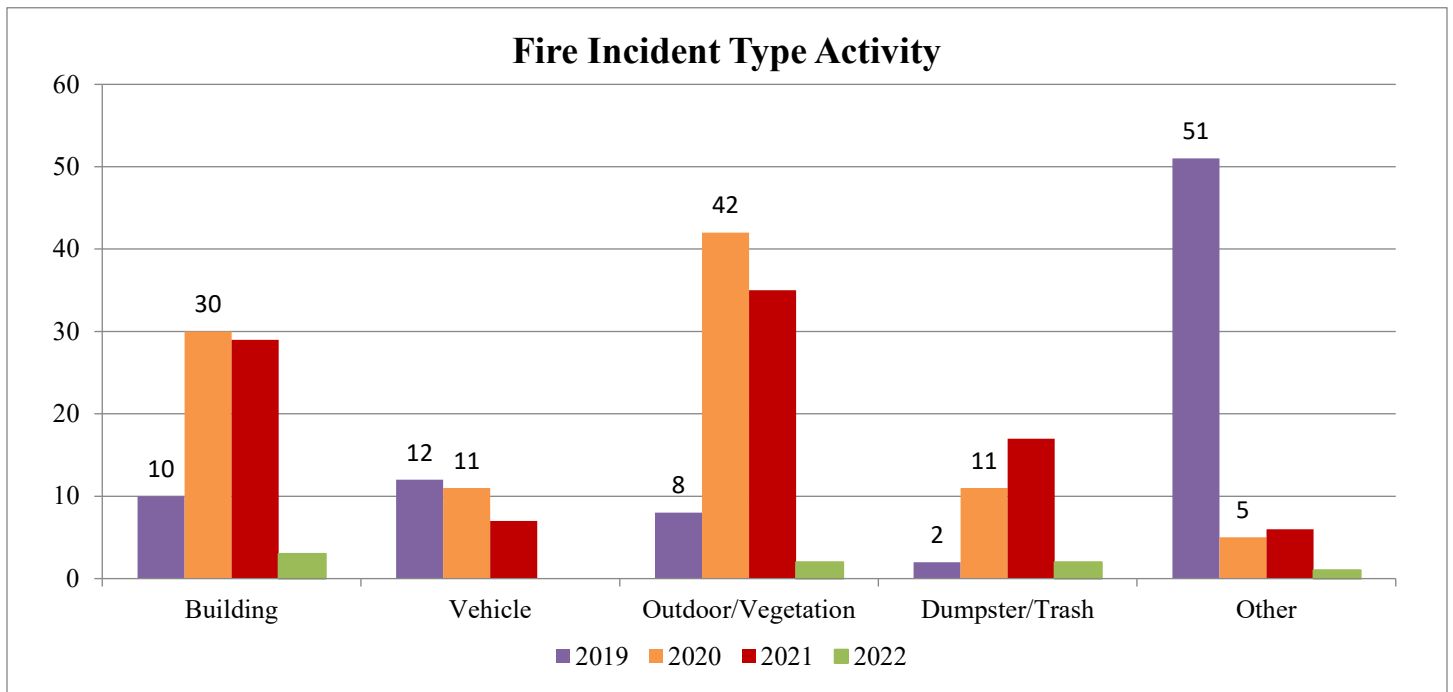
Month: February Year: 2022

## 2022 TRAINING SUMMARY - Training hours accumulated through February:

Fire Inspection – 0      Plan Reviews – 2.5      Public Education – 1      Fire Investigations – 3      Fire Marshal – 0

<b>January</b>	
<b>28</b>	NIFSB NFPA 13 Changes (virtual) 2.5 hours
<b>February</b>	
<b>18</b>	Cfitraner.net – Marianovich (3 hours)
<b>18</b>	Poison Control Seminar (1 hour) Calomino
<b>March</b>	
<b>April</b>	
<b>May</b>	
<b>June</b>	
<b>July</b>	
<b>August</b>	
<b>September</b>	
<b>October</b>	
<b>November</b>	
<b>December</b>	

**FIRE INVESTIGATIONS**



**Comments:**

**February Fire Incidents (NFIRS Incident Codes 100 – 173):**

- 2 Building Fire

**February Fire Investigations:**

- None

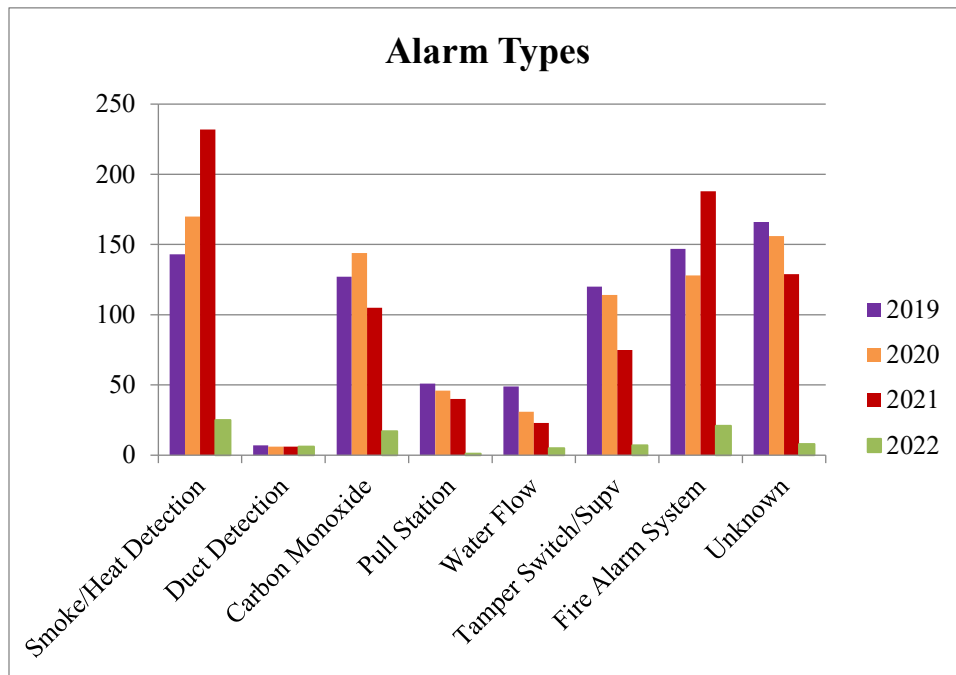
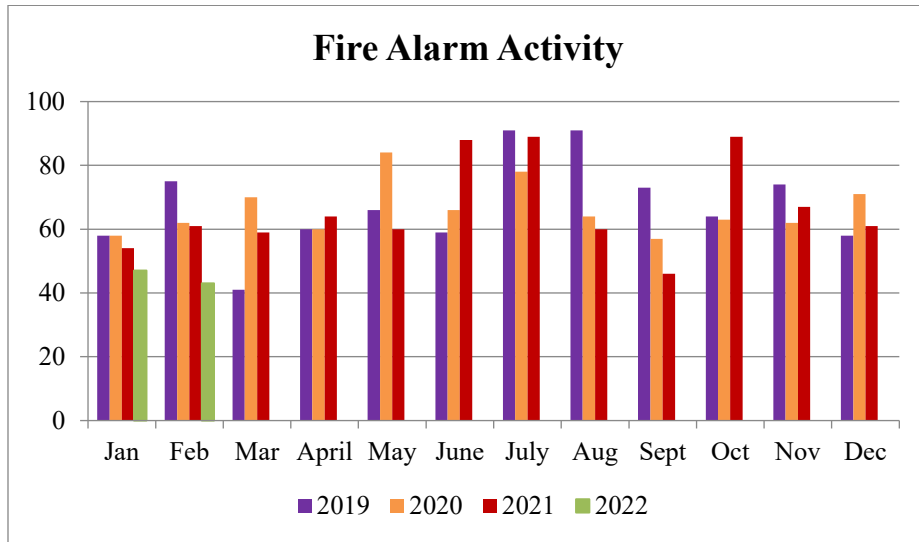
**2022 Dollar Loss Estimates:**

- \$4,010

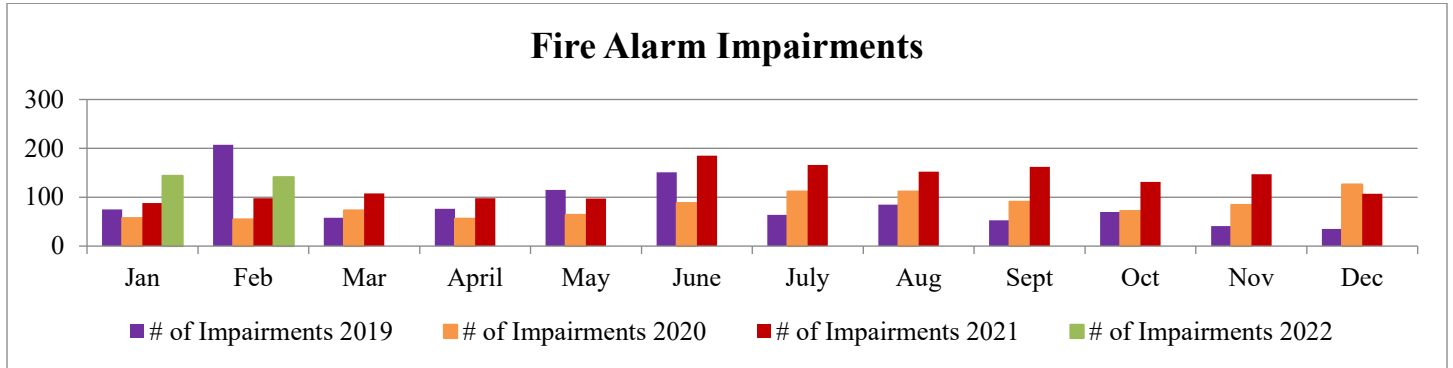
**FIRE ALARM ACTIVITY**

**Number of Fire Department alarm responses in February:**

- 43 Alarm responses.
- 6 carbon monoxide incidents.
- 21 Supervisory/Trouble alarms requiring an FD response.
- 117 fire alarm impairment visits.
- 2 Fox Valley work orders; 5 serviced batteries.



**FIRE ALARM ACTIVATIONS; (cont.)**



**COMPLAINTS (0)**