

TINLEY PARK FIRE PREVENTION

MONTHLY ACCOMPLISHMENTS

March 2022 – Noted Activity

- **Significant Events**
 - *Steve Lorendo and Jim Calomino attended the IFIA Inspector/Public Education Conference.*
- **Public Education/Community Outreach**
 - *Certified 37 Public Works personnel in CPR, Fire Extinguisher and First Aid Training.*
 - *Certified 8 residents in CPR.*
 - *3rd Grade Program highlighted severe weather and family emergency preparedness.*
- **Fire Inspection/Plan Review Services**
 - *110% of assigned inspections for March were completed.*
 - *Correspondence turnaround time = .82 business days.*
 - *108 hours dedicated to plan reviews for 2022.*
 - *Square footage of inspected space in 2022 = 5,358,747.*
 - *42 (new construction, remodel, fire alarm, and fire sprinkler) plan reviews were processed*
 - *Plan review turnaround time was 1.14 days*
- **Top Violations in March (total violations noted):**
 - *Fire Protection/Fire Alarm test documents = 26.*
 - *Exit signs/emergency lighting maintenance = 72.*
 - *Fire extinguisher maintenance = 24.*
- **Fire Investigations**
 - *None*



Property Owners Receiving Perfect Score on Fire Inspection

Business name	Address
H & R Block	15912 Harlem Avenue
Versiti Blood Center of Illinois	16100 Centennial Circle
Tinley Park Reformed Church	16530 Ridgeland Avenue
Michael Rubino	16633-49 Oak Park Avenue
Hair Trenz Salon	16637 Oak Park Avenue
Michael Michelle's Beauty Bar	16651 Oak Park Avenue
McCarthy Office	16801 80th Avenue, B
McCarthy Concession Stand & Public Washroom	16801 80th Avenue, E
DuPage Medical Group	17148 Harlem Avenue
Esther Spanos	17217 Oak Park Avenue
Subway Sandwiches & Salads	17217 Oak Park Avenue
Kennedy & Associates, Inc.	17407 67th Court, 1
Tury's Tailor Creations	17451 Oak Park Avenue, 2
Anthony Marie Hair Design	17605 Oak Park Avenue, B
Moylan State Farm	17659 Oak Park Avenue, A
Josten's / Cranley Scholastics, Inc.	17659 Oak Park Avenue, B
Farmer's Insurance	17712 Oak Park Avenue
Tinley Tax Center	17714 Oak Park Avenue
Prime Property Acquisition Group	17716 Oak Park Avenue
Clearview Productions	17720-22 Oak Park Avenue
Bionic Prosthetics & Orthotics	17724-26 Harlem Avenue
Tinley Park Disposal	17726 Oak Park Avenue
Tinley Park Foot Clinic	17728 Oak Park Avenue, A
Resource Management Associates, Inc.	17730 Oak Park Avenue, A
Caputo & Popovic PC	17730 Oak Park Avenue, B
Insurance Counts - Kelly Burke Agency	17732 Oak Park Avenue, D
Rakesh K. Chugh, M.D.	17732 Oak Park Avenue, EF
Imago Dei Properties	17732 Oak Park Avenue, J
Quinn & Company Services, Inc.	18322 West Creek Drive
Integrity Trade Services, LLC	18324 West Creek Drive
St. Coletta's South of Illinois	18350 Crossing Drive
Comfort Suites	18400 Spring Creek Drive
Change Healthcare	18410 Crossing Drive, B
Sleep Inn	18420 Spring Creek Drive
A. Denovi Services, Inc.	18650 76th Avenue
Faith United Presbyterian Church	6200 167th Street
Vogt Woods Recreational Building	6527 171st Street

Monthly Accomplishment Report

Month: March Year: 2022

Blaze Body Spa	6700 167th Street, 3
Gattone Dentistry	6700 167thb Street, 1
Dr. Evan Suan	6720 167th Street, 3
Brett A. Efimov, CPA, Ltd.	6720 167th Street, 4
Professional Offices	6732-44 173rd Street
Accord Home Health Services, Inc.	6871 171st Street
Joseph Balogun	7050 Centennial Drive
Individual Advocacy Group	7050 Centennial Drive, A
Otten's Seafood, Inc.	7313 Duvan Drive
Frame Tech	7319 Duvan Drive
Kirby School District 140	7410 Duvan Drive
TF Sullivan Plumbing	7440 Duvan Drive, A
Kern Construction	7440 Duvan Drive, BC
Greco Nut & Candy Outlets, Inc.	7950 167th Street
Mine Safety Appliances	8047 185th Street
Mullarkey & Associates, Inc.	8141 185th Street
West Creek Properties	8141-53 185th Street
Extra Space Storage	8251 159th Street
Apple Chevrolet	8585 159th Street

Multi-Family Addresses

6212-14 Misty Pines Drive	6727 174th Place	8157 168th Place
6220-22 Misty Pines Drive	6729 174th Place	17216 66th Court
6229-31 Misty Pines Drive	7031 170th Street	17330 Ridgeland Avenue
6230-32 Misty Pines Drive	7114 167th Street	17438 Ridgeland Avenue
6241-43 Misty Pines Drive	7121 166th Street	17440 Ridgeland Avenue
6249-51 Misty Pines Drive	7151 170th Street	17504 Sandalwood Drive
6254-56 Kallsen Drive	7311 Sandalwood Drive	17511 Ridgeland Avenue
6257-59 Kallsen Drive	7321 Sandalwood Drive	17521 71st Avenue
6290 Misty Pines Court	7501-05 175th Street	17630-36 71st Court
6291 Misty Pines Court	7509-17 175th Street	18206 66th Avenue
6293-95 Misty Pines Court	7523-25 175th Street	18212 66th Avenue
6297-99 Misty Pines Court	7531-43 175th Street	
6533 173rd Place	8142 169th Street	

PERMIT PROCESS & PLAN REVIEWS

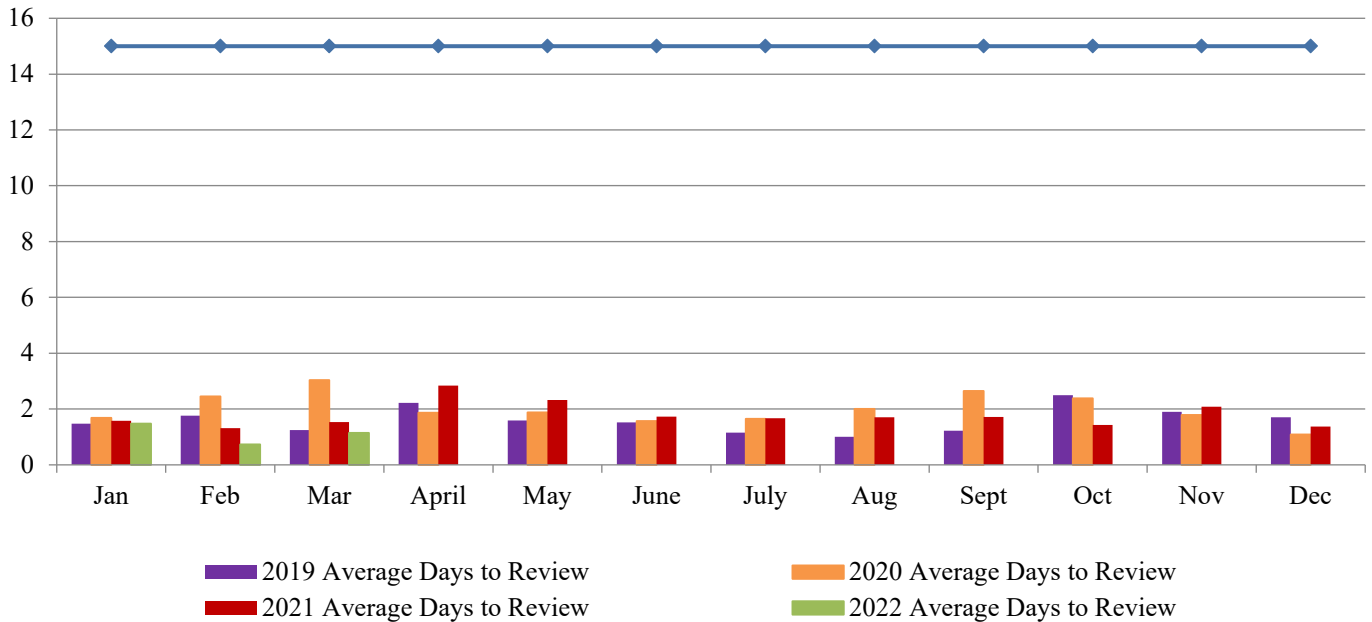
Plan Review Summary by Type

Plan Review Type	Jan	Feb	Mar	April	May	June	July	Aug	Sept	Oct	Nov	Dec	TOTAL
Commercial/Residential	22	24	27										73
Life Safety Systems	11	13	14										38
Pyrotechnic	0	0	0										0
Tent/Special Event	0	1	1										2
													113

Plan Review Activity	March	Year to Date
# of Plan Reviews	42	113
Avg. Review Time (days)	1.14	1.11
Total Hours Spent	35.50	108
Review	34	99
Administration	1.5	9

2 plan review sent to ICC 0 pyrotechnic displays
1 tent permits in for review 4 quick permits reviewed

Plan Review Turnaround (days)



PERMIT PROCESS & PLAN REVIEWS (cont.)

Permit Plan Review Summary by Occupancy, Square Footage and Time Reviewed

Occupancy Type/Hours	March	Total Year to Date
Assembly		
# square feet	800	24,904
# of hours	1	7
Education		
# square feet	0	0
# of hours	0	0
Factory		
# square feet	0	0
# of hours	0	0
Institutional		
# square feet	0	2,500
# of hours	0	1
Mercantile		
# square feet	221,665	238,493
# of hours	3.5	4.5
Residential		
# square feet	522,500	534,000
# of hours	10.5	16
Storage		
# square feet	1,347,068	1,640,044
# of hours	6.5	18
Miscellaneous		
# square feet	0	78
# of hours	0	.5
Mixed Use		
# square feet	21,084	108,084
# of hours	3	4.5
Business		
# square feet	32,074	221,894
# of hours	9.5	44
TOTALS		
# square feet	2,145,191	2,769,997
#Hours	34	99

Monthly Accomplishment Report

Month: March Year: 2022

PERMIT PROCESS & PLAN REVIEWS (cont.)

Acceptance Testing

of acceptance tests 21
Scheduled/Completed in 3 business days (%) 100%

Customer evaluations received 0 Average score 0

MAJOR Errors = 0

MINOR Errors = 0

Customer Evaluation Comments: *None*

Outstanding Permits March:

Fire Alarm; 27
Fire Protection: 10

2022 Permit Fees & Installation Cost (through February)

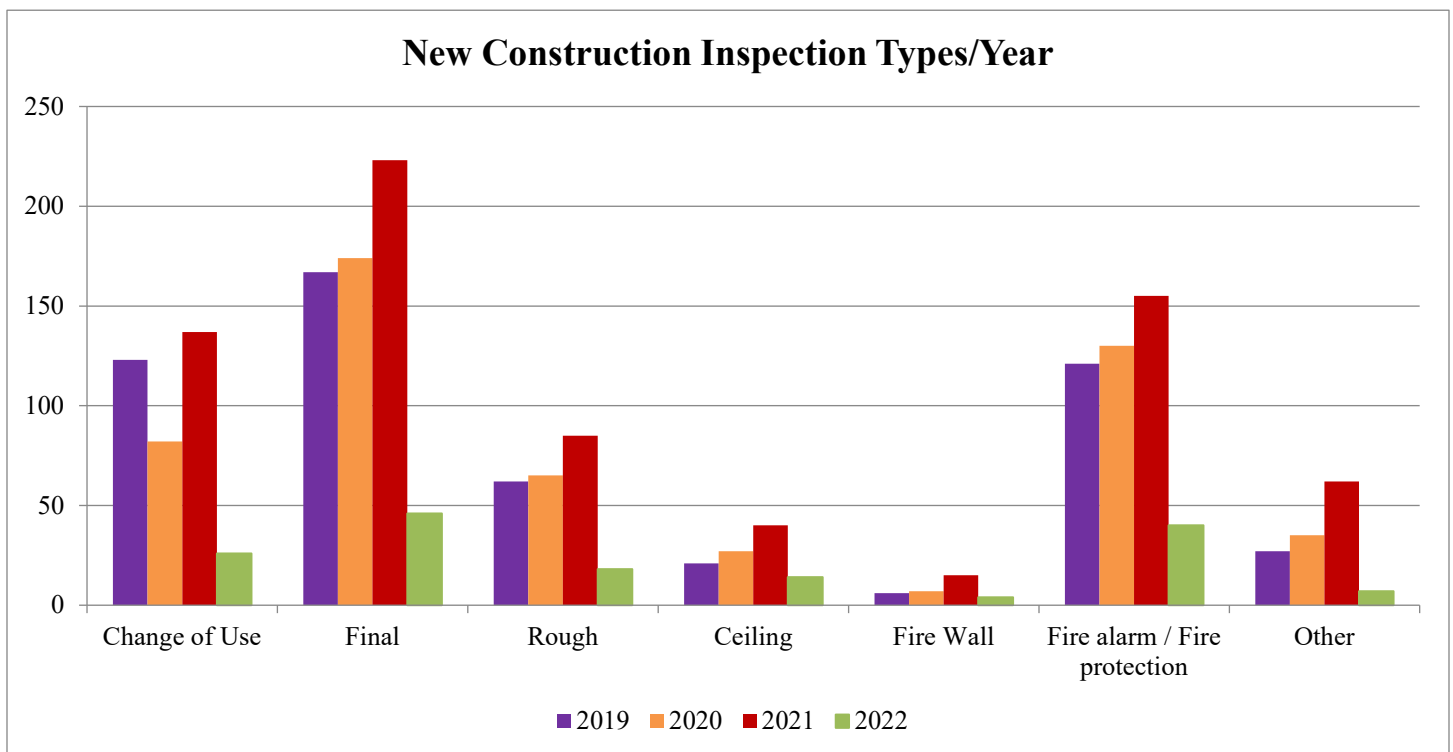
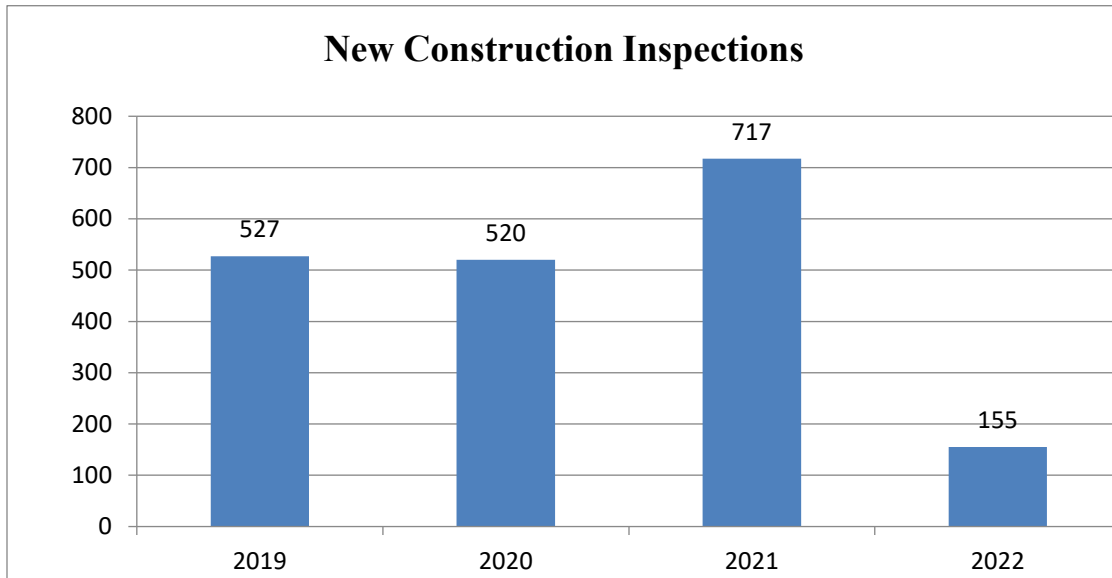
	# of Permits	Permit Fees	Installation Cost
Fire Alarm	4	\$950	\$12,607
Fire Protection	6	\$3,166	\$205,600
New Construction Fees			
Inspection		\$0	
Plan Review		\$0	

Plan Reviews Requiring Additional Information (0):

NEW CONSTRUCTION INSPECTIONS

73 New Construction inspections completed in March.

68% of completed inspections did not generate any violations/corrective actions.

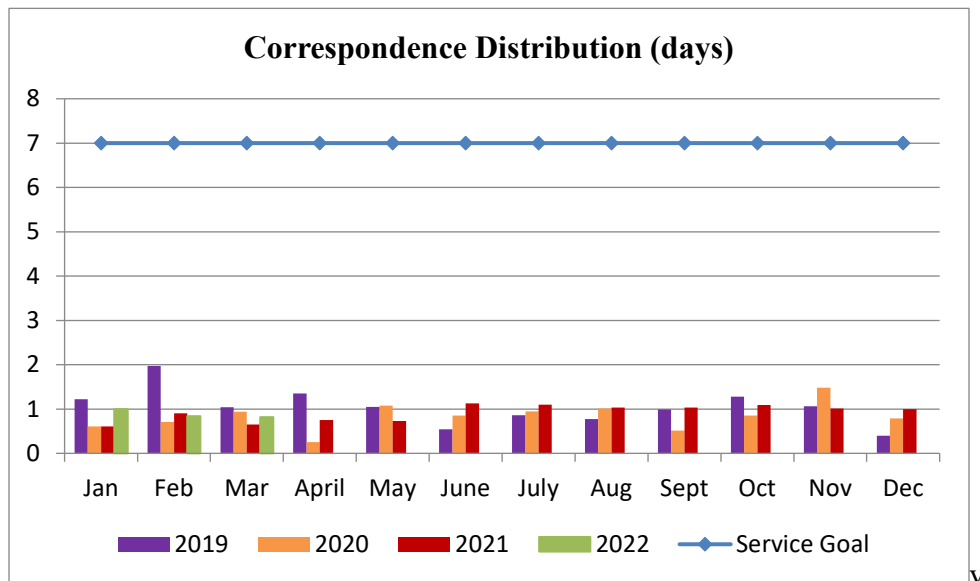


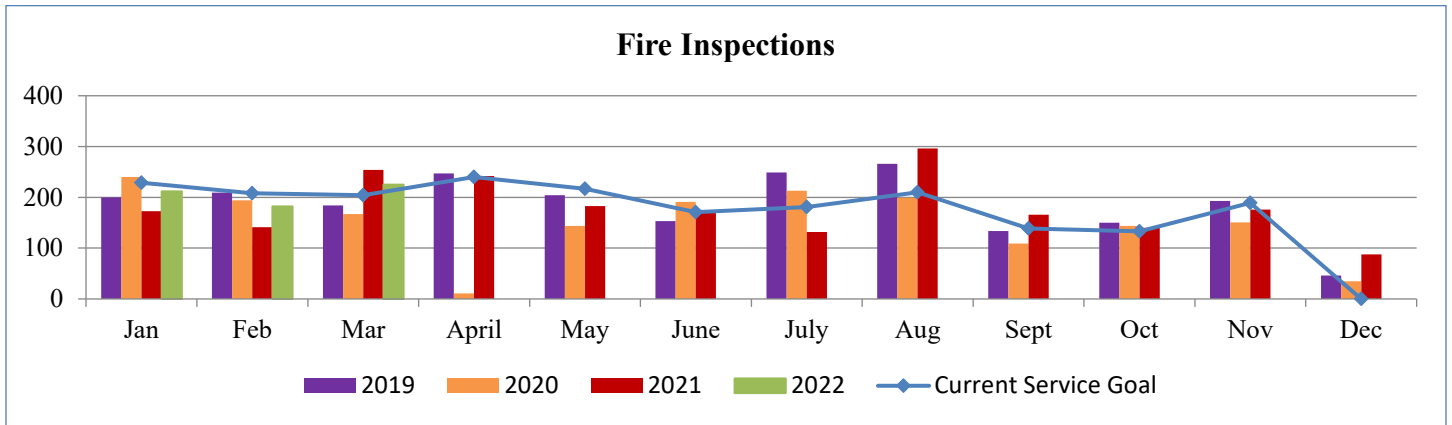
FIRE INSPECTIONS

# Special Inspections	1 (Event Inspections, temporary structures, vacant structures)
Internal Report Reviews	0
Field Evaluations	0
Post Inspection Evaluations	0
Correspondence Distribution	.82 day
Correspondence >7 days	0

Customer evaluations received = 6	Average score = 4.93
MAJOR Errors = 0	MINOR Errors = 0

Customer Evaluation Comments: Fair and no violations, It couldn't have gone any better, Nice job, Good job,



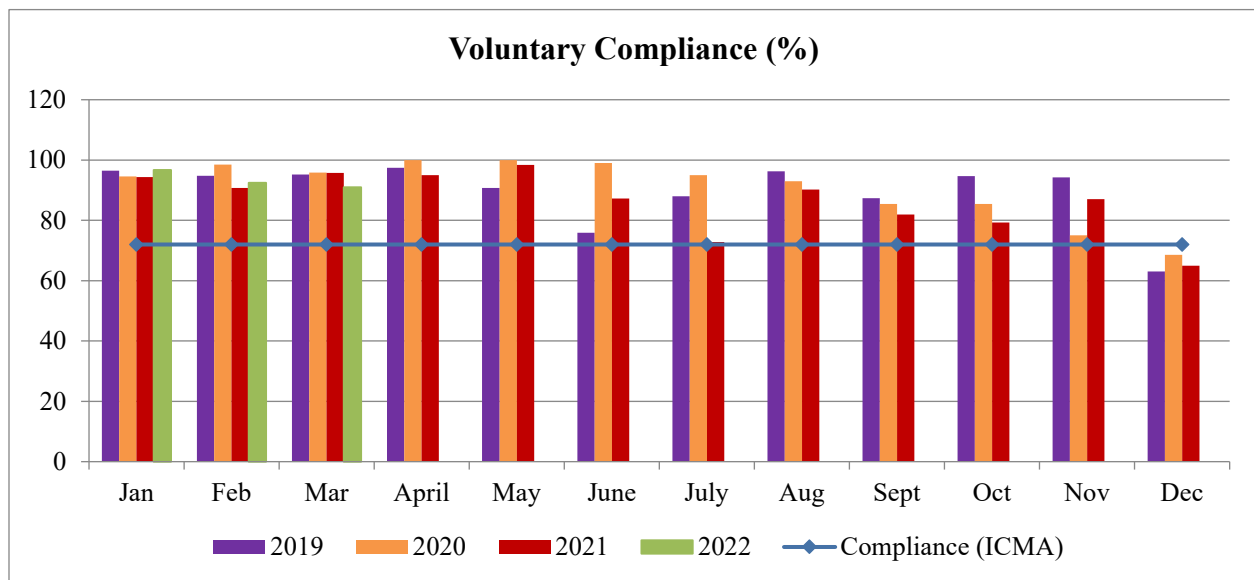


FIRE INSPECTIONS

- Expected inspections for the month of March service goal = 204; actual = 225.
- Total square footage inspected through March 31, 2022 = 5,358,747.

FIRE INSPECTION VIOLATION SUMMARY

- 9% of all March inspections generated a citation to appear in court.
- 36% of all March inspections did not generate any violations.



Fire Prevention is now tracking compliance of noted violations that are not scheduled for a court appearance. The Benchmark was established using ICMA's FY2011Data Report, Chapter Code Enforcement. The benchmark figure of 72.1% compliance was based on enforcement data gathered from community populations ranging from 25,000-100,000. Data excludes noted violations for upgrades to required fire protection systems as a result in property transactions/change of occupancy use.

PUBLIC EDUCATION

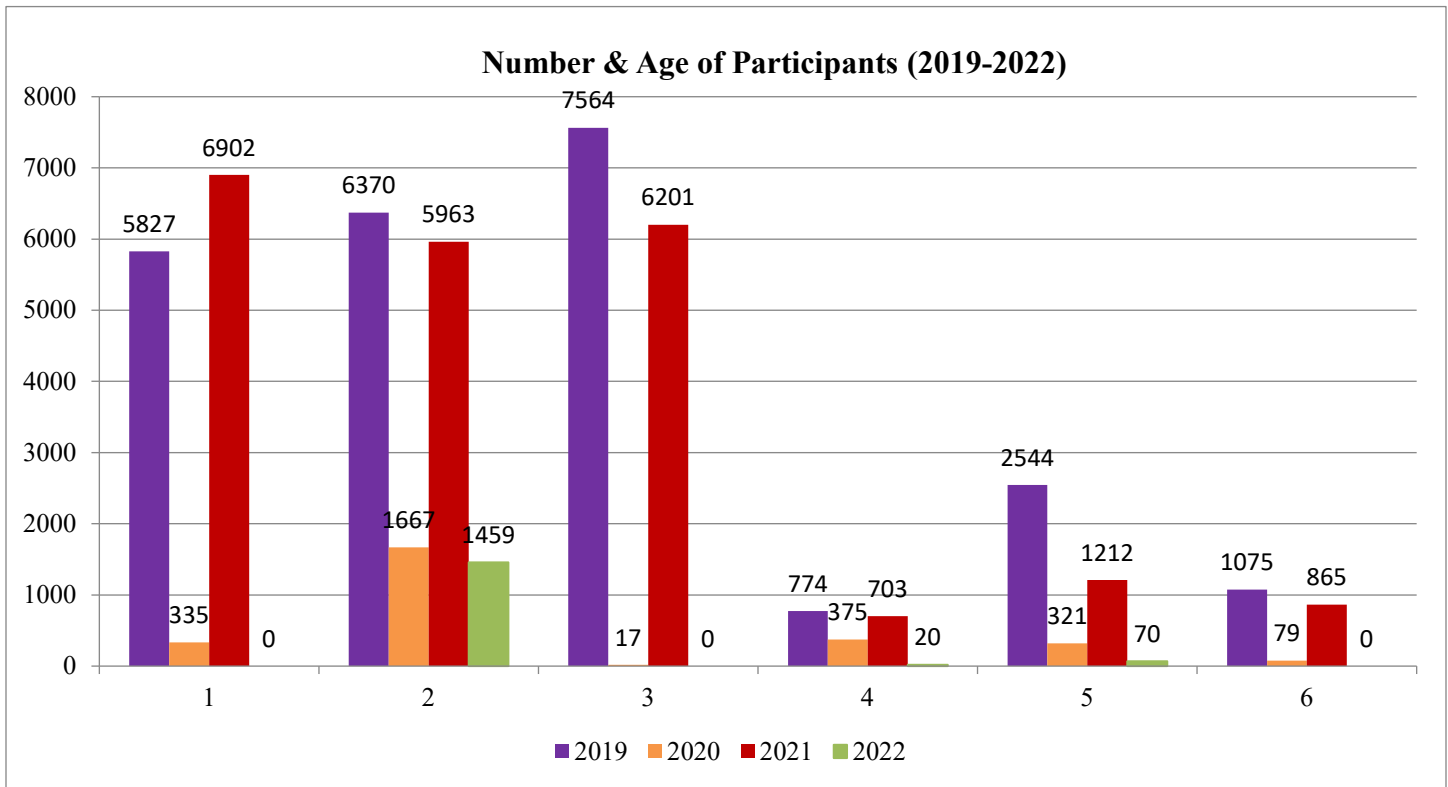
of Events **33**

of Attendees **602**

Customer evaluations received = 5 Average score = 5.00

Outreach/Activity

- Last month of 3rd Grade Fire Safety Smart Program Instruction.
- CPR classes offered in two types of classes - In-Person Class and Skills Check.
- 25 Public Works employees receive CPR instruction and fire extinguisher instruction.
- CPR for 8 citizens.
- Presentation in 6th Grade class at Summit Hill regarding fire codes.



Monthly Accomplishment Report

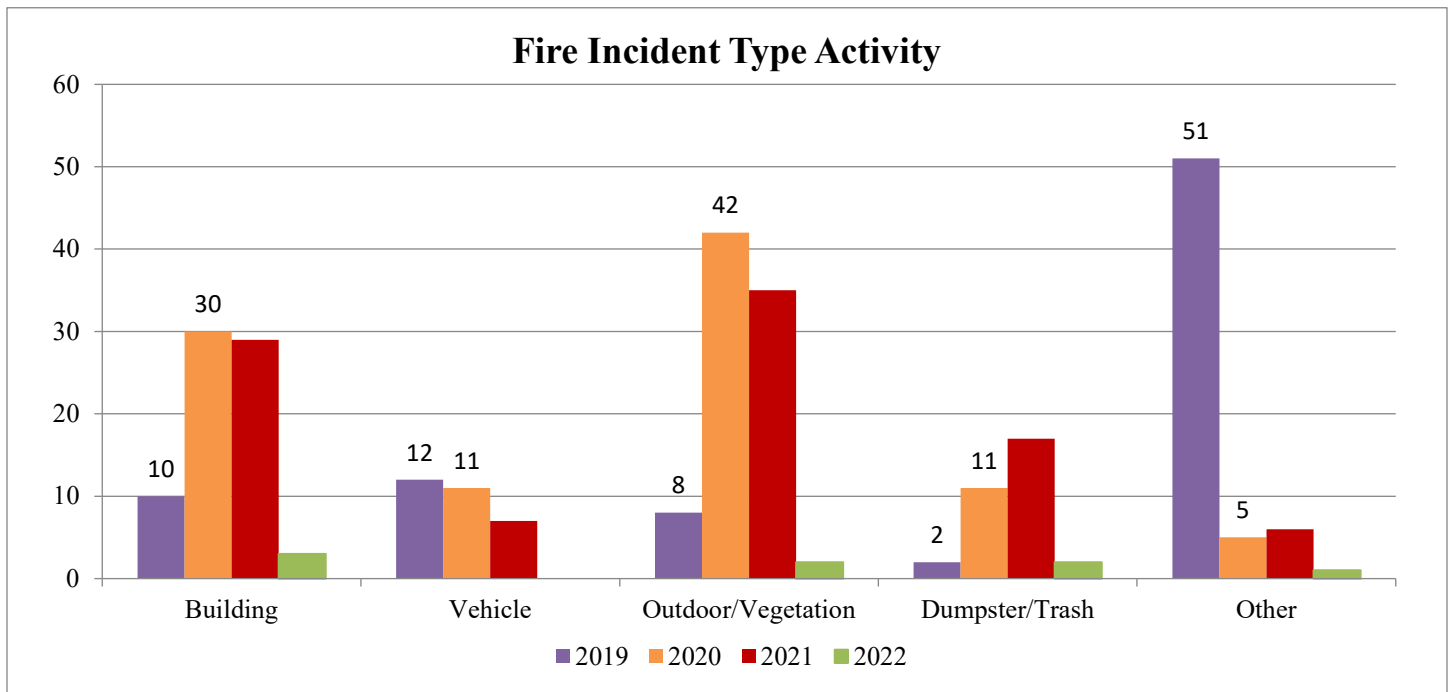
Month: March Year: 2022

2022 TRAINING SUMMARY - Training hours accumulated through March:

Fire Inspection – 22 Plan Reviews – 2.5 Public Education – 23 Fire Investigations – 3 Fire Marshal – 0

January	
28	NIFSB NFPA 13 Changes (virtual) 2.5 hours
February	
18	Cfitraner.net – Marianovich (3 hours)
18	Poison Control Seminar (1 hour) Calomino
March	
22-25	IFIA Combined Conference (45 hours) Lorendo & Calomino
April	
May	
June	
July	
August	
September	
October	
November	
December	

FIRE INVESTIGATIONS



Comments:

March Fire Incidents (NFIRS Incident Codes 100 – 173):

- 5 Building Fire
- 3 Brush fires

March Fire Investigations:

- None

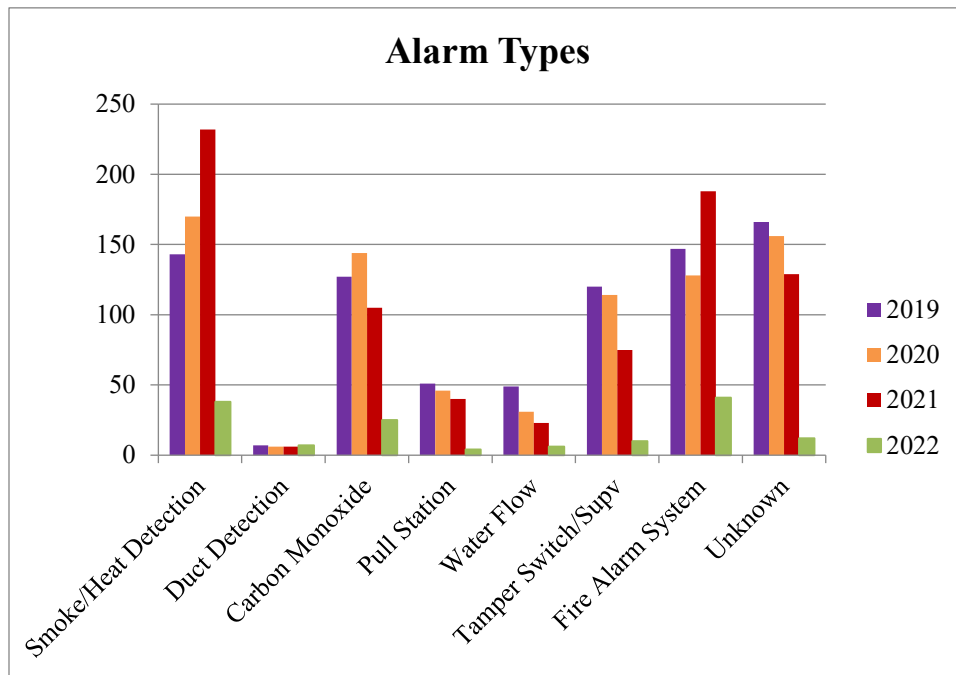
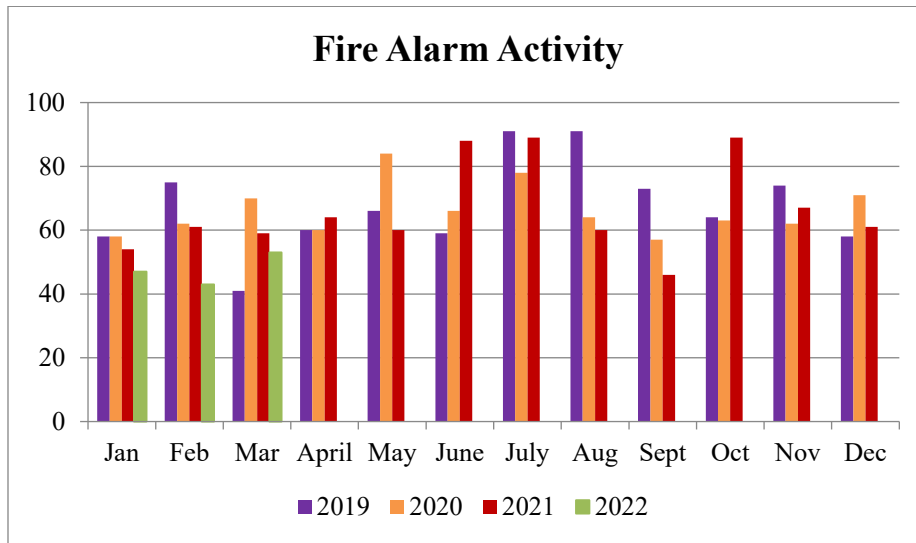
2022 Dollar Loss Estimates:

- \$81,010

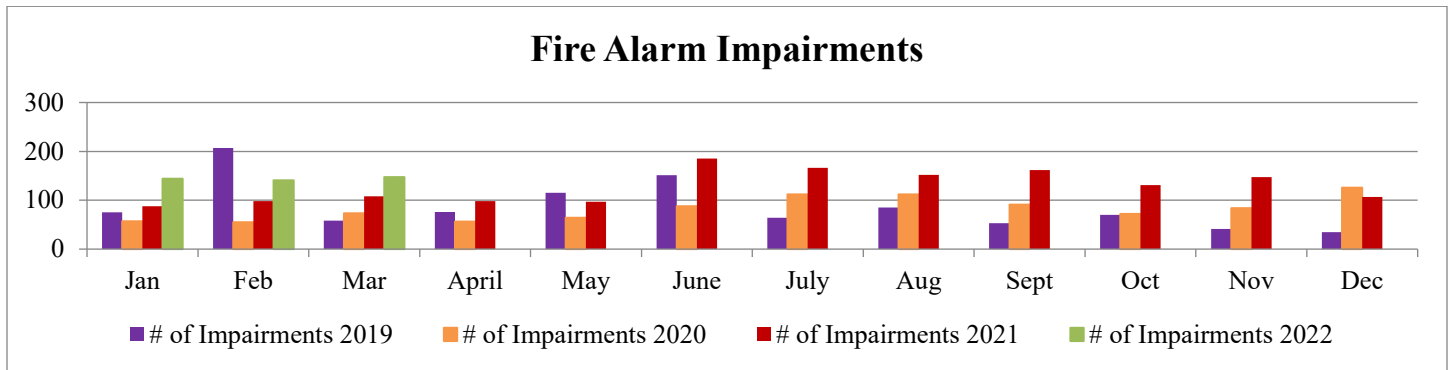
FIRE ALARM ACTIVITY

Number of Fire Department alarm responses in March:

- 53 Alarm responses.
- 8 carbon monoxide incidents.
- 32 Supervisory/Trouble alarms requiring an FD response.
- 147 fire alarm impairment visits.
- 0 Fox Valley work orders; 11 serviced batteries.



FIRE ALARM ACTIVATIONS; (cont.)



COMPLAINTS (0)