

# TINLEY PARK FIRE PREVENTION

## MONTHLY ACCOMPLISHMENTS

*May 2021 – Noted Activity*

- **Significant Events**
  - Clerk Eileen Donlan retired on May 21, 2021.
  - Executive Assistant Michelle Boone started on May 4.
  - Administrative Assistant Heidi Twomey started on May 24.
  - Lt. Scott French completed the OSFM Fire Life Safety Educator course.
  - Firefighter Bill Turner received his OSFM Inspector I Certificate.
  - Lorendo/Riordan attended the IFIA/OSFM pyrotechnic training at the HCA.
  - Began search to hire a Public Education Officer.
  - Fire Inspector Meeting held on May 14.
  - Lenny's Car Wash @ 7451 W. 183 Street opened.
  - Two pyrotechnic events at Andrew High School.
- **Public Education/Community Outreach**
  - Eight Fire Drills were held in community schools and businesses.
  - Heartsaver CPR certification for Aero Rubber employees.
- **Fire Inspection/Plan Review Services**
  - 82% of assigned inspections for May were completed. Assigned = 224; Actual = 183.
  - Correspondence turnaround time = .73 business days.
  - 249.25 hours dedicated to plan reviews for 2021.
  - Square footage in May = 3,229,128
- **Top Violations in May** (total violations noted):
  - Fire Protection/Fire Alarm test documents = 20.
  - Exit signs/emergency lighting maintenance = 48.
  - Fire extinguisher maintenance = 15.
- **Fire Investigations**
  - Case Management training on May 12.



**Property Owners Receiving Perfect Score on Fire Inspection**

| <b>Business name</b>                     | <b>Address</b>                     |
|--|------------------------------------|
| An English Garden                        | 16800 Oak Park Avenue              |
| Antico Academy Pre-School of Tinley Park | 7012 171st Street                  |
| Body and Soul Health Care                | 16756 Oak Park Avenue              |
| Bremontowne Manor                        | 16130 Oak Park Avenue              |
| Building Corporate Office                | 6787 159th Street, C               |
| Community Services Foundation            | 6800 Centennial Drive              |
| Doreen A. Zaborac & Associates, Inc.     | 17255 Oak Park Avenue              |
| Dreamland Academy                        | 7901 167th Street                  |
| Edward Jones Investments                 | 6800 Centennial Drive, B           |
| Evon's Trophies and Awards               | 17116 Oak Park Avenue              |
| Expert Roofing & Siding, Inc.            | 16555 Oak Park Avenue              |
| Hanacy Nail Salon                        | 7044 183rd Street                  |
| High Pointe Centre                       | 6787 159th Street                  |
| I-80 Flea Market                         | 19100 Oak Park Avenue              |
| Intercontinental Hotel Group             | 18501 Convention Center Drive, 100 |
| Jackson Hewitt Taxes                     | 6787 159th Street, B               |
| James & Sons                             | 18660 Graphics Drive, 201          |
| Kinder Care                              | 9460 179th Street                  |
| New York Life                            | 18660 Graphics Drive, 102          |
| Panduit                                  | 18900 Panduit Drive                |
| Porter Place / Anthem Memory Care        | 17833 Harlem Avenue                |
| St. Andrew's Cheney Church               | 18001 94th Avenue                  |
| St. Julie Church                         | 7399 159th Street                  |
| State Farm                               | 6787 159th Street, A               |
| Tinley Park Open MRI & Imaging Center    | 18660 Graphics Drive, 101          |
| Westside Children's Therapy              | 7903-05 159th Street               |
| What's the Scoop                         | 17326 Oak Park Avenue              |
| Whitey's Dairy Palace                    | 16760 Oak Park Avenue              |
| William J. Devine Activity Center        | 7389 159th Street                  |

**Multi-Family Addresses**

|                           |                            |                       |
|---------------------------|----------------------------|-----------------------|
| 6422 175th Street         | 8100 168th Place           | 16837 81st Avenue     |
| 6525 173rd Place          | 8124 169th Street          | 16838 81st Avenue     |
| 6541 173rd Place          | 8130 169th Street          | 17001 Grissom Drive   |
| 6600 Martin France Circle | 8145 168th Place           | 17007 Grissom Drive   |
| 6601 181st Street         | 8158 169th Street          | 17224 66th Court      |
| 6601 Martin France Circle | 8242-48 160th Place        | 17236 71st Court      |
| 6609 Oak Forest Avenue    | 8300-06 160th Place        | 17544 71st Avenue     |
| 6612 Martin France Circle | 8324-30 160th Place        | 17550-60 71st Court   |
| 6613 Martin France Circle | 8336-42 160th Place        | 18100 66th Court      |
| 6623 Oak Forest Avenue    | 16001-07 Eagle Ridge Drive | 18102 66th Court      |
| 6645 172nd Street         | 16019-25 Eagle Ridge Drive | 18120-22 66th Court   |
| 6655 172nd Street         | 16037-43 Eagle Ridge Drive | 18124 Rita Road       |
| 7013 174th Place          | 16100-07 Eagle Ridge Drive | 18130-32 66th Court   |
| 7091 170th Street         | 16622 Theresa Lane         | 181345 66th Court     |
| 7100 176th Street         | 16634 Crescent Avenue      | 18136 Rita Road       |
| 7121 Laverne Lane         | 16640 Crescent Avenue      | 18140-42 66th Court   |
| 7126 176th Street         | 16651 Theresa Lane         | 18245 66th Court      |
| 7341 Sandalwood Drive     | 16713 81st Avenue          | 18600 Pine Lake Drive |
| 7920 Paxton Avenue        | 16807 81st Avenue          |                       |

**PERMIT PROCESS & PLAN REVIEWS**

**Plan Review Summary by Type**

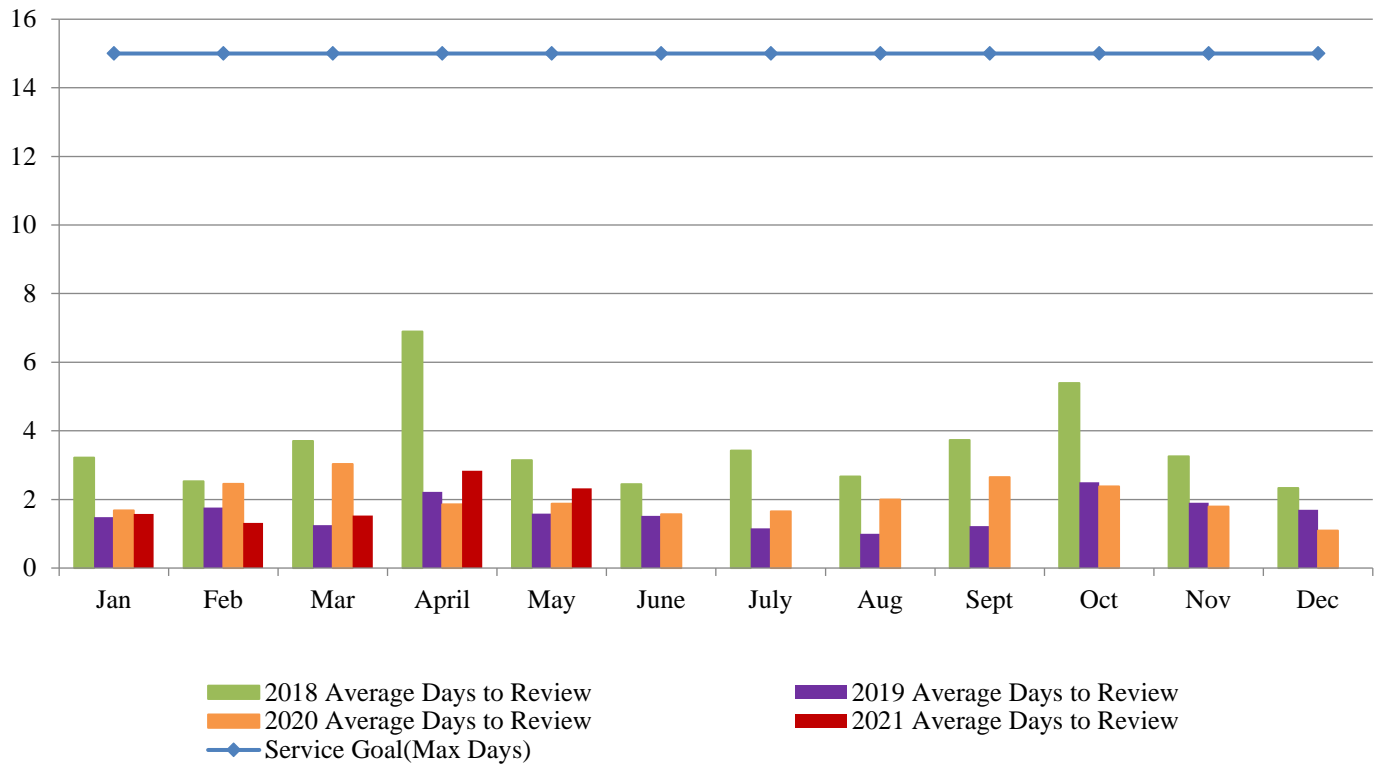
| Plan Review Type              | Jan | Feb | Mar | April | May | June | July | Aug | Sept | Oct | Nov | Dec | TOTAL      |
|-------------------------------|-----|-----|-----|-------|-----|------|------|-----|------|-----|-----|-----|------------|
| <b>Commercial/Residential</b> | 24  | 19  | 26  | 35    | 35  |      |      |     |      |     |     |     | <b>140</b> |
| <b>Life Safety Systems</b>    | 14  | 5   | 12  | 15    | 7   |      |      |     |      |     |     |     | <b>53</b>  |
| <b>Pyrotechnic</b>            | 0   | 0   | 0   | 0     | 0   |      |      |     |      |     |     |     | <b>0</b>   |
| <b>Tent/Special Event</b>     | 0   | 1   | 0   | 1     | 1   |      |      |     |      |     |     |     | <b>2</b>   |
|                               |     |     |     |       |     |      |      |     |      |     |     |     | <b>195</b> |

| Plan Review Activity           | May   | Year to Date |
|--------------------------------|-------|--------------|
| <b># of Plan Reviews</b>       | 43    | 144          |
| <b>Avg. Review Time (days)</b> | 2.32  | 1.94         |
| <b>Total Hours Spent</b>       | 49.25 | 207.5        |
| <b>Review</b>                  | 61.00 | 162          |
| <b>Administration</b>          | 0.00  | 8.25         |

*1 plan review sent to ICC      0 pyrotechnic displays*

*1 tent permit in for review      0 quick permits reviewed*

Plan Review Turnaround (days)



PERMIT PROCESS & PLAN REVIEWS (cont.)

Plan Review Summary by Occupancy, Square Footage and Time Reviewed

| Occupancy Type/Hours | May       | Total Year to Date |
|----------------------|-----------|--------------------|
| <b>Assembly</b>      |           |                    |
| # square feet        | 4,000     | 44,298             |
| # of hours           | 1.5       | 15.5               |
| <b>Education</b>     |           |                    |
| # square feet        | 10,000    | 16,175             |
| # of hours           | 1         | 2.25               |
| <b>Factory</b>       |           |                    |
| # square feet        | 25,000    | 1,315,000          |
| # of hours           | 1         | 7.5                |
| <b>Institutional</b> |           |                    |
| # square feet        | 0         | 14,108             |
| # of hours           | 0         | 1.5                |
| <b>Mercantile</b>    |           |                    |
| # square feet        | 295,860   | 908,287            |
| # of hours           | 20        | 41                 |
| <b>Residential</b>   |           |                    |
| # square feet        | 63,750    | 857,340            |
| # of hours           | 7.25      | 50.25              |
| <b>Storage</b>       |           |                    |
| # square feet        | 1,015,000 | 1,047,740          |
| # of hours           | 8         | 15.5               |
| <b>Miscellaneous</b> |           |                    |
| # square feet        | 501,000   | 527,800            |
| # of hours           | 3         | 6.5                |
| <b>Mixed Use</b>     |           |                    |
| # square feet        | 6,853     | 1,072,994          |
| # of hours           | 4         | 12.5               |
| <b>Business</b>      |           |                    |
| # square feet        | 24,167    | 182,811            |
| # of hours           | 3.5       | 31                 |
| <b>TOTALS</b>        |           |                    |
| # square feet        | 1,945,630 | 5,986,553          |
| # of hours           | 49.25     | 207.5              |
|                      |           |                    |

# Monthly Accomplishment Report

Month: May Year: 2021

## PERMIT PROCESS & PLAN REVIEWS (cont.)

### Acceptance Testing

# of acceptance tests 15  
Scheduled/Completed in 3 business days (%) 93.4%

Customer evaluations received 2 Average score 4.0

**MAJOR** Errors = 0

**MINOR** Errors = 0

### Customer Evaluation Comments:

*None*

### Outstanding Permits May:

Fire Alarm; 30  
Fire Protection: 34

### 2021 Permit Fees & Installation Cost (through May)

|                              | # of Permits | Permit Fees | Installation Cost |
|------------------------------|--------------|-------------|-------------------|
| <b>Fire Alarm</b>            | 29           | \$8,780     | \$219,233         |
| <b>Fire Protection</b>       | 38           | \$15,776    | \$627,066         |
| <b>New Construction Fees</b> |              |             |                   |
| <b>Inspection</b>            |              | \$375       |                   |
| <b>Plan Review</b>           |              | \$0         |                   |

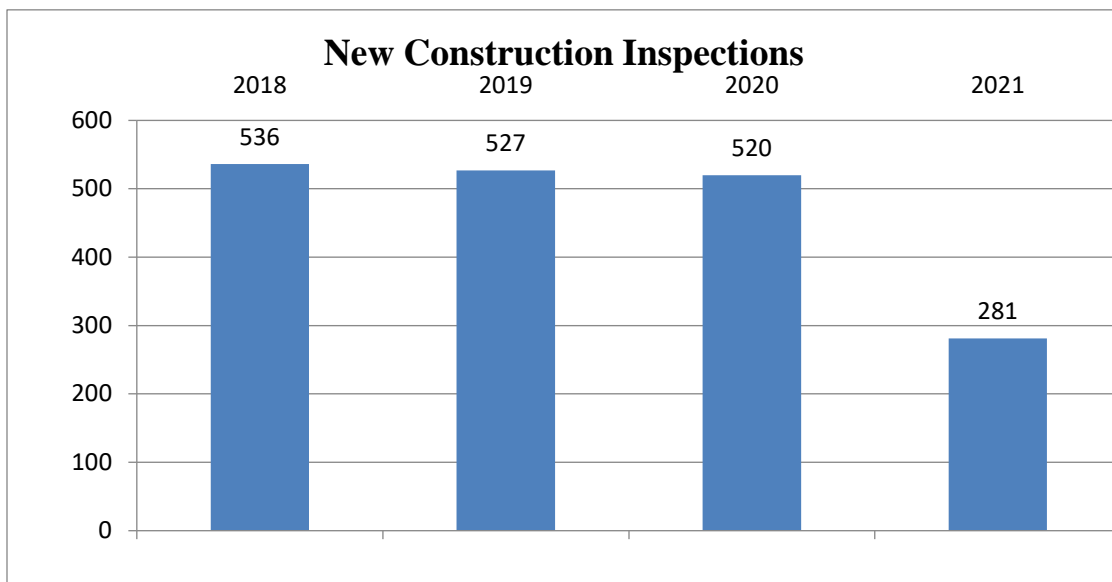
### Plan Reviews Requiring Additional Information (1):

18801 Oak Park Avenue - Lippert - No Fire Alarm permit application

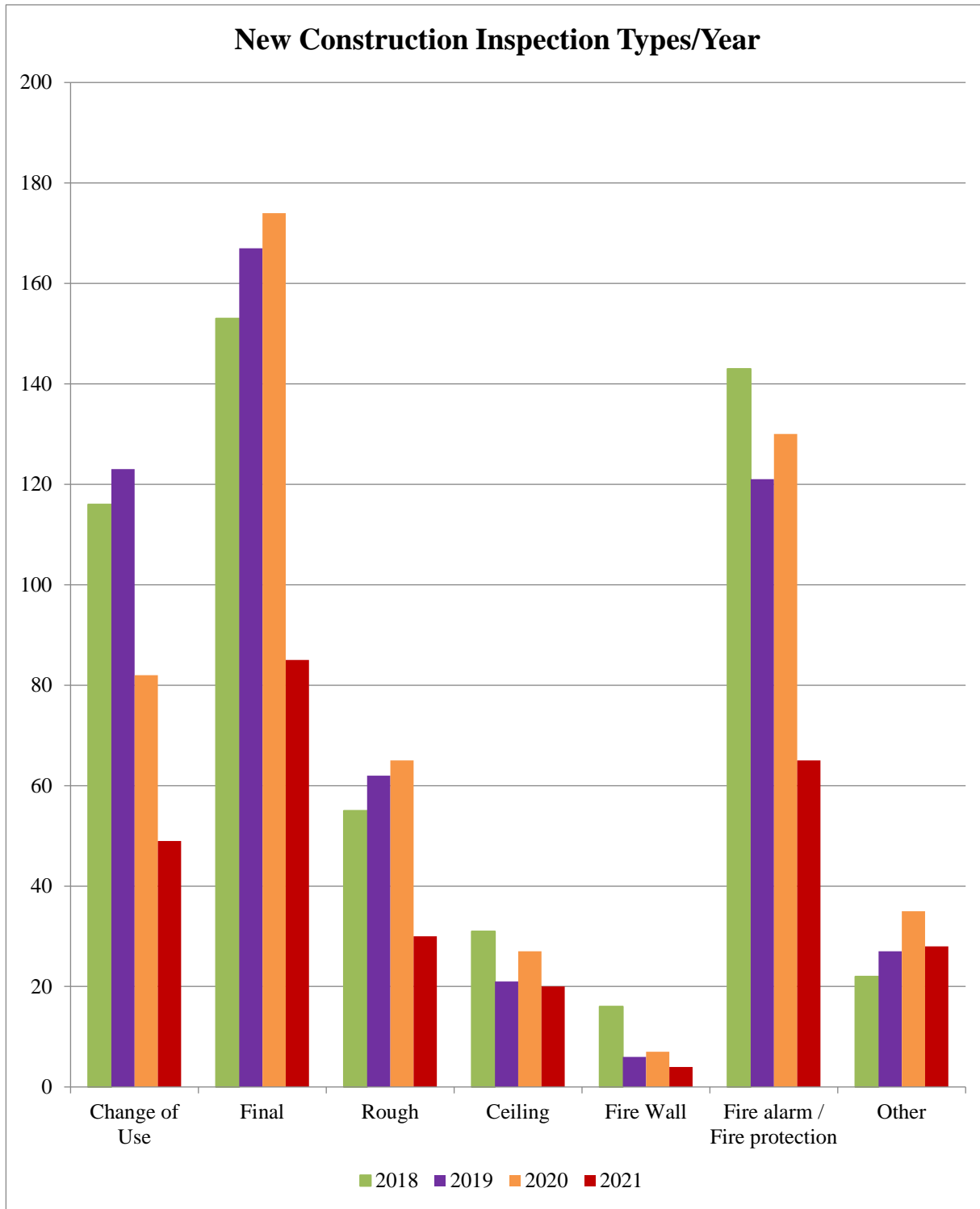
**NEW CONSTRUCTION INSPECTIONS**

*(54) New Construction inspections completed in May.*

*63% of completed inspections did not generate any violations/corrective actions.*







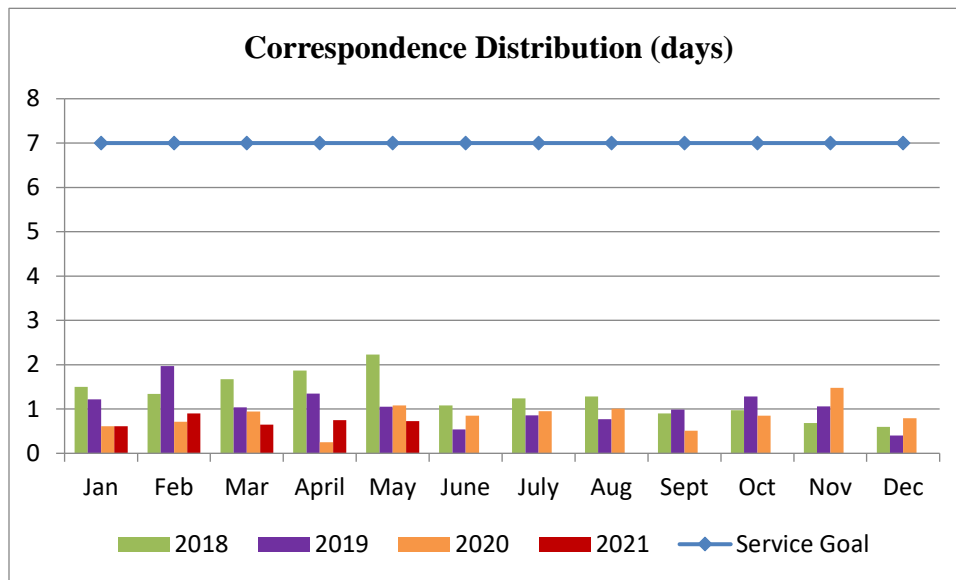
**FIRE INSPECTIONS**

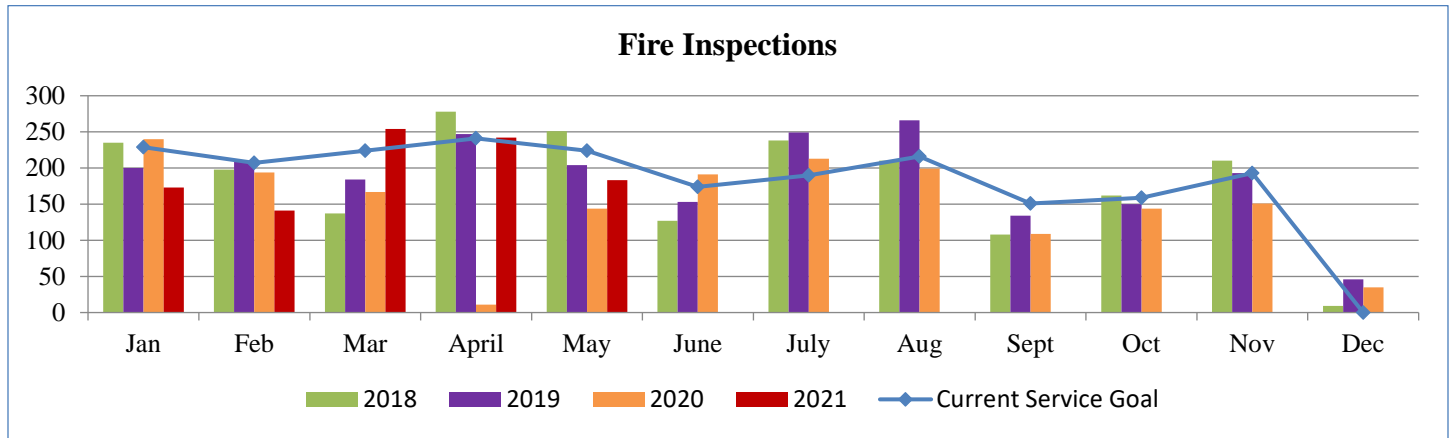
|                             |   |
|-----------------------------|---|
| # Special Inspections       | <b>2</b> (Event Inspections, temporary structures, vacant structures) |
| Internal Report Reviews     | <b>0</b>  |
| Field Evaluations           | <b>0</b>  |
| Post Inspection Evaluations | <b>1</b>  |
| Correspondence Distribution | <b>.73 days</b>   |
| Correspondence >7 days      | <b>0</b>  |

|                                   |                         |
|-----------------------------------|-------------------------|
| Customer evaluations received = 0 | Average score = 0.00    |
| <b>MAJOR</b> Errors = 0           | <b>MINOR</b> Errors = 0 |

**Customer Evaluation Comments:**

- *None*





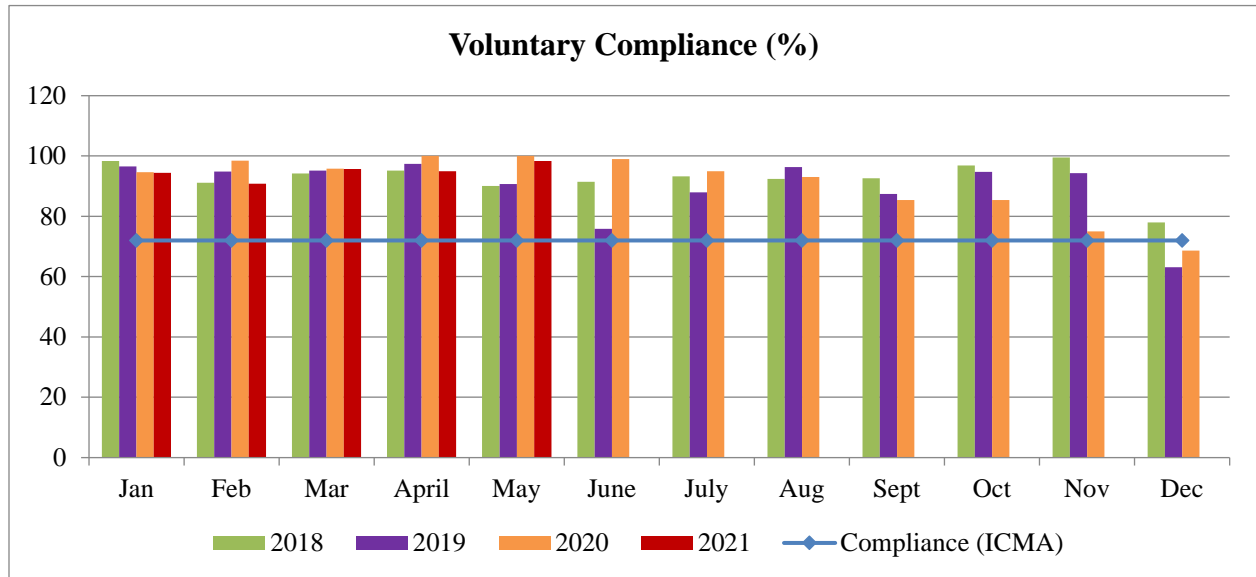
**FIRE INSPECTIONS**

- *Expected inspections for the month of May service goal = 224; actual = 183.*
- *Total square footage inspected through May 31, 2021 = 13,903,481.*

**FIRE INSPECTION VIOLATION SUMMARY**

*1.6% of all May inspections generated a citation to appear in court.*

*46.4% of all May inspections did not generate any violations.*



Fire Prevention is now tracking compliance of noted violations that are not scheduled for a court appearance. The Benchmark was established using ICMA's FY2011Data Report, Chapter Code Enforcement. The benchmark figure of 72.1% compliance was based on enforcement data gathered from community populations ranging from 25,000-100,000. Data excludes noted violations for upgrades to required fire protection systems as a result in property transactions/change of occupancy use.

**PUBLIC EDUCATION**

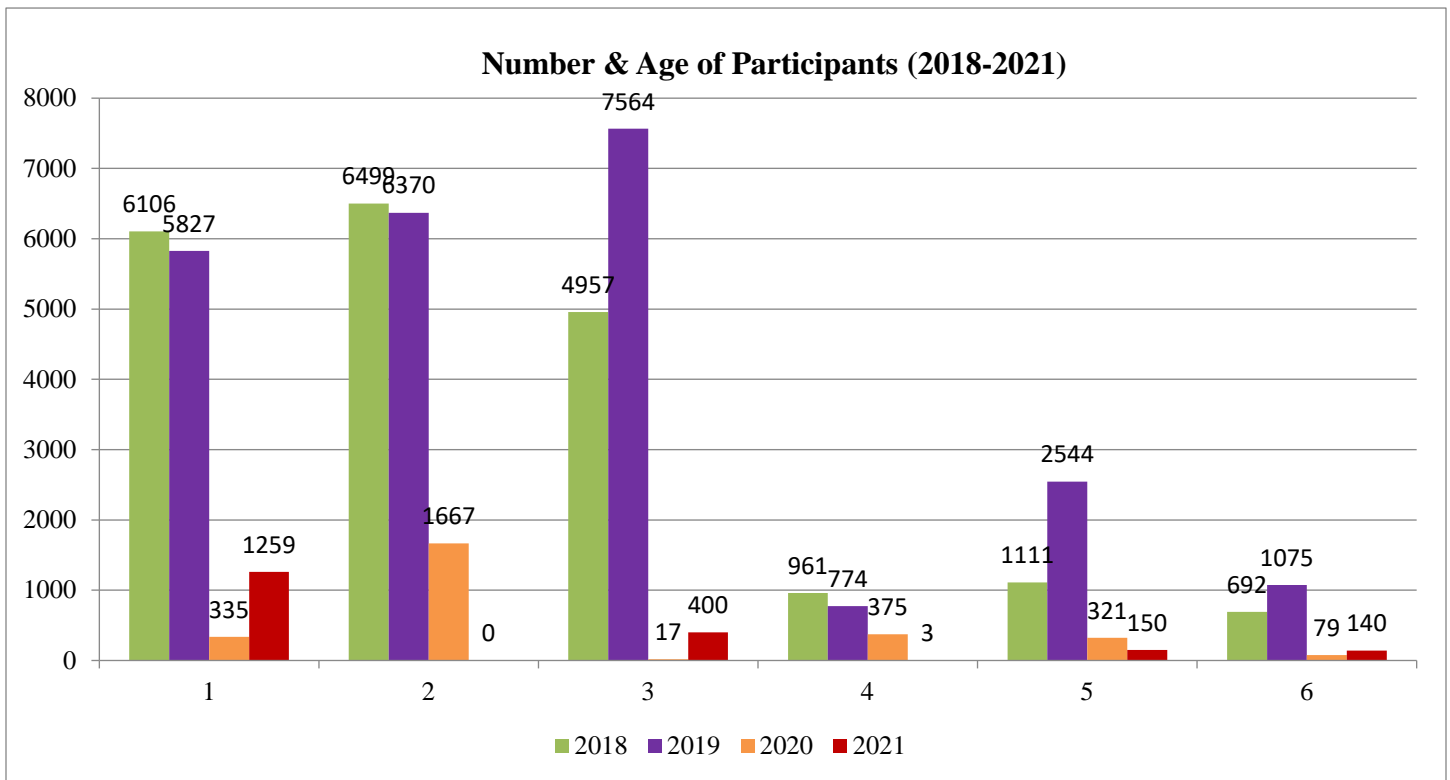
# of Events **12**

# of Attendees **2729**

Customer evaluations received = 1      Average score = 5.0

**Outreach/Activity**

- Eight Fire Drills held during May.
- Eleven certified in CPR.
- *Heartsaver* CPR certification for Aero Rubber employees.



# Monthly Accomplishment Report

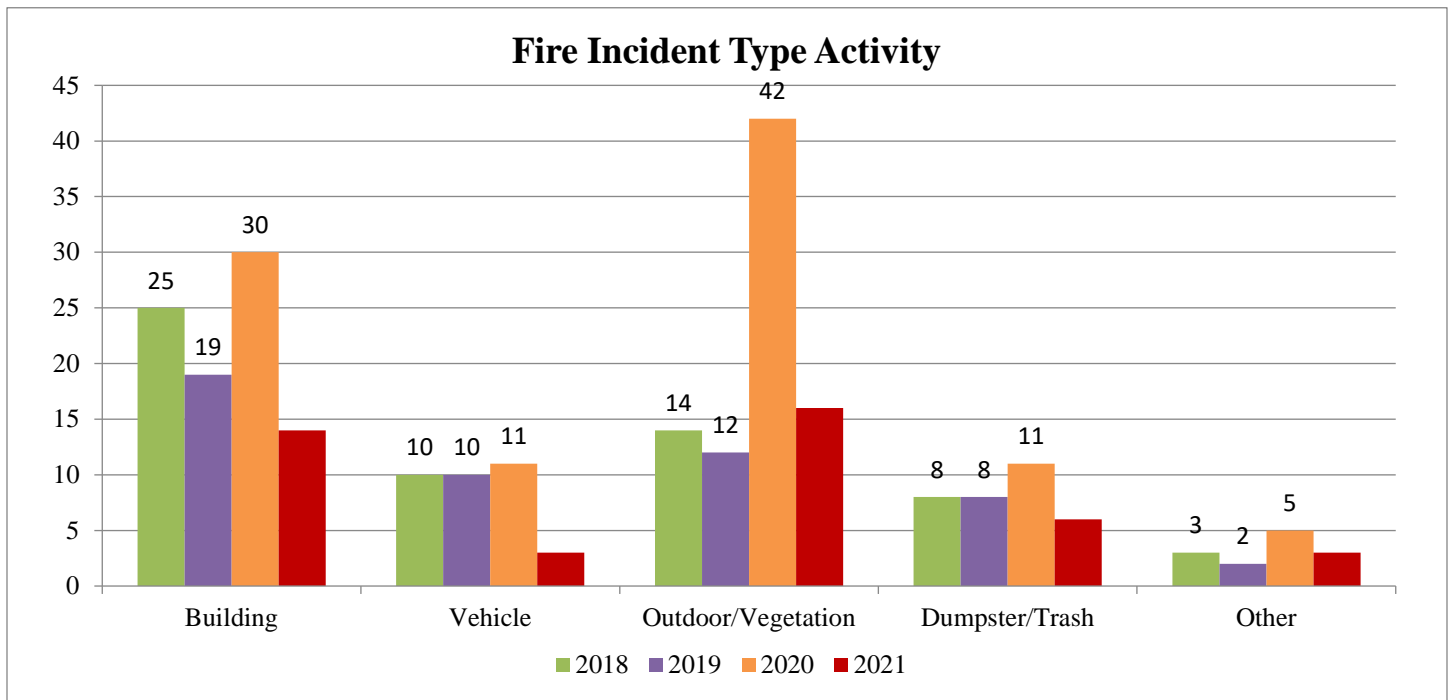
Month: May Year: 2021

## 2021 TRAINING SUMMARY - Training hours accumulated through May:

Fire Inspection – 45 Plan Reviews – 11 Public Education – 9 Fire Investigations – 2 Fire Marshal – 3

| January   |  |
|-----------|--|
| 11        | Pete Marianovich – Occupant Load (4 hours).  |
| 13        | Pete Marianovich – Occupant Load (4 hours).  |
| 15        | Pete Marianovich – Occupant Load (4 hours).  |
| 22        | Dan Riordan – NFSA Fire Sprinklers in Storage Occupancies – Online (3 hours).        |
| February  |  |
| 10        | Pete Marianovich – Occupant Load (3 hours).  |
| 17        | Steve Lorendo/Dan Riordan Maintaining Protection of Gypsum Assemblies (1 hour each). |
| 19        | Pete Marianovich – Occupant Load (2 hours).  |
| March     |  |
| 1         | Steve Lorendo/Dan Riordan Sound Off Meeting with FEMA (4.5 hours each).              |
| 22-26     | Lorendo, Marianovich, Riordan attended IFIA annual conference (15 hours).            |
| April     |  |
| 23        | Riordan Virtual training IFIA Tents/Amusement Rides.                                 |
| May       |  |
| 12        | Riordan attended Taskforce training; Case Management.                                |
| 13        | Lorendo/Riordan attended IFIA/OSFM Pyrotechnic training.                             |
| 14        | Fire Inspector training/meeting  |
| June      |  |
|           |  |
|           |  |
| July      |  |
|           |  |
| August    |  |
|           |  |
|           |  |
| September |  |
|           |  |
|           |  |
| October   |  |
|           |  |
|           |  |
| November  |  |
|           |  |
|           |  |
| December  |  |
|           |  |
|           |  |

**FIRE INVESTIGATIONS**



**Comments:**

**May Fire Incidents (NFIRS Incident Codes 100 – 173)**

- 1 cooking fires
- 1 Dumpster/Trash
- 2 Mulch/woodland fires

**May Fire Investigations:**

*None*

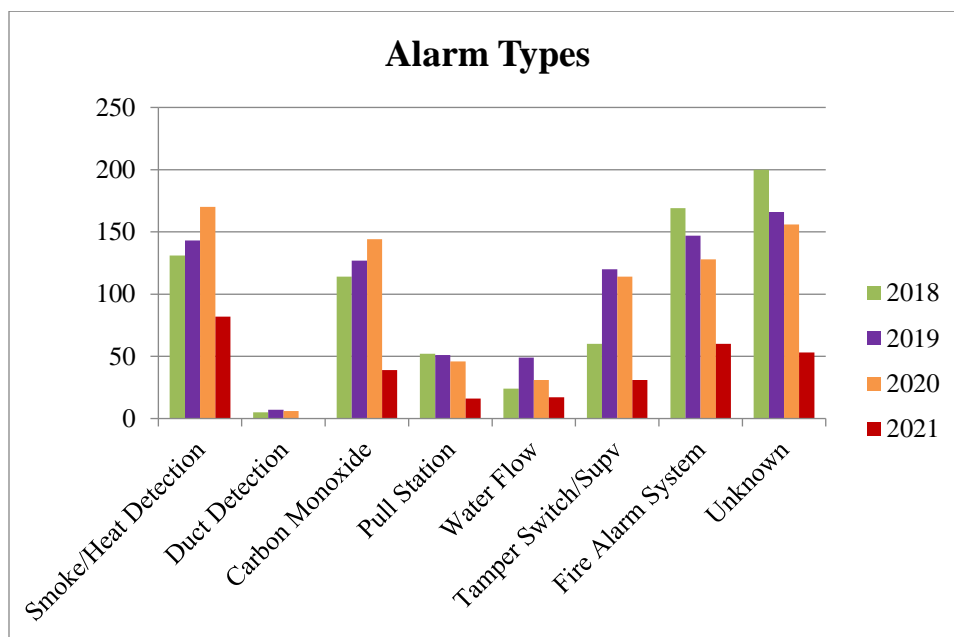
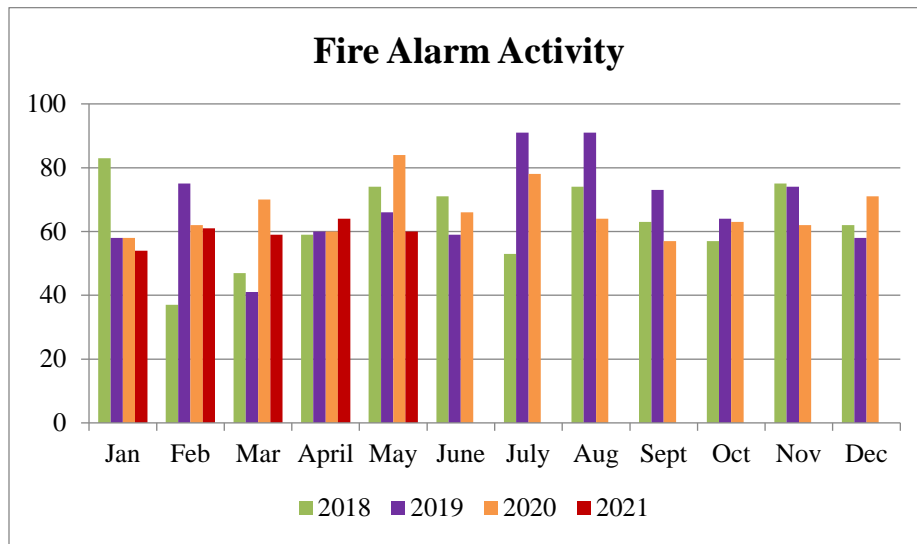
**2021 Dollar Loss Estimates:**

- Buildings = \$374,120
- Vehicles = \$32,500

**FIRE ALARM ACTIVITY**

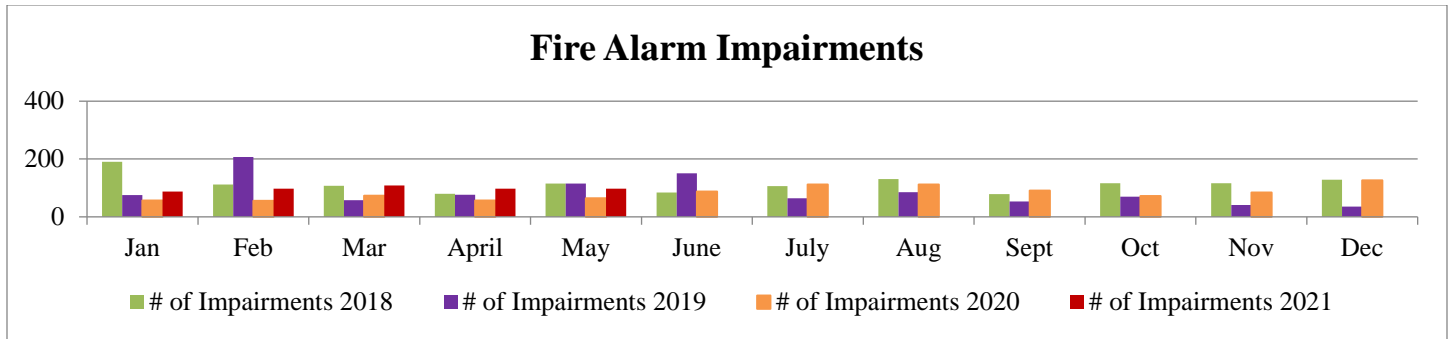
**Number of Fire Department alarm responses in May:**

- 60 Alarm responses.
- 10 carbon monoxide incidents.
- 15 Supervisory/Trouble alarms requiring an FD response.
- 97 fire alarm impairment visits.
- 6 Fox Valley work orders; 30 for battery service.





FIRE ALARM ACTIVATIONS; (cont.)



**COMPLAINTS**

*None*