

# TINLEY PARK FIRE PREVENTION

## MONTHLY ACCOMPLISHMENTS

*June 2022 – Noted Activity*

- **Significant Events**
  - *Brett Oftedahl was hired as a full-time Fire Inspector*
- **Public Education/Community Outreach**
  - *Fire Drill conducted at Easter Seals.*
  - *Applications made available for the 2022 Citizens Fire Academy.*
  - *Fire extinguisher training for members of EMA.*
  - *School visit at Kindercare.*
- **Fire Inspection/Plan Review Services**
  - *100% of assigned inspections for June were completed.*
  - *Correspondence turnaround time = .92 business day.*
  - *192 hours dedicated to plan reviews for 2022.*
  - *Square footage of inspected space in 2022 = 13,261,928.*
  - *41 (new construction, remodel, fire alarm, and fire sprinkler) plan reviews were processed*
  - *Plan review turnaround time was 1.7 days*
- **Top Violations in June (total violations noted):**
  - *Fire Protection/Fire Alarm test documents = 37.*
  - *Exit signs/emergency lighting maintenance = 106.*
  - *Fire extinguisher maintenance = 37.*
- **Fire Investigations**
  - *None*



**Property Owners Receiving Perfect Score on Fire Inspection**

<b>Business name</b>	<b>Address</b>
4K's Asian Mart, Inc.	9416 179th Street
ADM Investor Services, Inc.	18336-42 West Creek Drive
Allstate Insurance	6805 167th Street
American Graphics	7650 185th Street, A
Bath & Body Works	15951 Harlem Avenue
Body and Soul Health Care	16756 Oak Park Avenue
BPI Tinley Park, LLC	16703 Harlem Avenue
Brooke Bauer Boutique	7751 159th Street, 3
C.D.E. Collision Damage Experts	17500 Harlem Avenue
Castle Family Dental	7751 159th Street, 7-8
Cheveux Salon LLC	7751 159th Street, 10
Classy Flowers	16708 Oak Park Avenue
Community Services Foundation	6820 Centennial Drive
Dr. Jain	16532 Oak Park Avenue, 101
Dr. Thomas John	16532 Oak Park Avenue, 201
Dr. Wayne Gedutis	16571 Oak Park Avenue
DuPage Medical Group Physical Therapy	17129 Harlem Avenue
Edward Jones	18660 Graphics Drive, 203
Edward Jones Investments	9418 179th Street
Effective Signs	16752 Oak Park Avenue
Emerson Process Management	7650 185th Street, D
Even Hotels	18501 Convention Center Drive
Expert Roofing & Siding, Inc.	16555 Oak Park Avenue
Family Dental	7895 159th Street
Family Pet Clinic	17151-55 Harlem Avenue
Glam R Eyes Studio	16575 Oak Park Avenue, 210
Hanacy Nail Salon	7004 183rd Street
Herman's Auto Center	7250 Duvan Drive
Hollywood Casino Amphitheatre	19100 Ridgeland Avenue
Intercontinental Hotel Group	18501 Convention Center Drive, 100
J & K Maintenance	7571 175th Street
Jaguar Land Rover of Orland Park	831 159th Street
James & Sons	18660 Graphics Drive, 201
Jim's Pro Shop	16050 Centennial Circle
John Horn	16710 Oak Park Avenue
L. A. Tan	7056 183rd Street

## Monthly Accomplishment Report

Month: June Year: 2022

---

Landgrebe Chiropractic	6828 171st Street
Lisa Voticke, LCPC	16571 Oak Park Avenue, 101
Logan & Associates Counseling Services	16537 Oak Park Avenue
Maid 4 Life	17732 Oak Park Avenue, L
Mood Swings Hair Bar	16543 Oak Park Avenue
MSECA	18670 Graphics Drive, 201
Phenix Salon Suites	15931 Harlem Avenue
Pooches N' Purrs Pet Salon	17149 Harlem Avenue
Popus Gourmet Popcorn	6741 South Street
Professional Offices	7220 194th Street
Quick Wash	17147 Harlem Avenue
Rhonda J. Thompson	6807 167th Street
Richard Mitchell	16571-79 Oak Park Avenue
Rob's Aquatics	17135 Harlem Avenue
Salon Da Vinci	9434 179th Street
Smooth & Spicy Spa	16575 Oak Park Avenue, 222
SP Management	17717 Oak Park Avenue
State Farm Insurance	7751 159th Street, 1
Statewide Publishing	16571 Oak Park Avenue, 102
Stella's Place	17123 Harlem Avenue
Tenacity Performance Training	9428 179th Street
Texas Roadhouse Restaurant	18345 LaGrange Road
Tinley Commons	17121-63 Harlem Avenue
Tinley Pantry Plaza	16651-63 80th Avenue
Tinley Park Convention Center	18451 Convention Center Drive
Tinley Park Medical Campus	16532 Oak Park Avenue
Tinley Park Open MRI & Imaging Center	18660 Graphics Drive, 101
TK Insurance Services	16557 Oak Park Avenue
Top Nails	17127 Harlem Avenue
VIP Coin Laundry	16657-59 80th Avenue
Waves of Wellness, LLC	16575 Oak Park Avenue, 220
Whitey's Dairy Palace	16760 Oak Park Avenue
World Data Systems	18440 Thompson Court, 201
Xfinity	15935 Harlem Avenue
Yelena Putekhin, DC	16532 Oak Park Avenue, 100

**Multi-Family Addresses**

6401 175th Street	6725-35 180th Street	16813 81st Court
6525 173rd Place	6745 South Pointe Drive	16819 81st Avenue
6600 Martin France Circle	6745-55 180th Street	16827 82nd Avenue
6601 181st Street	6780-90 180th Street	171001 Grissom Drive
6601 Martin France Circle	7031 174th Place	18035-55 Royal Oak Court
6612 Martin France Circle	7120 167th Street	18040 Royal Oak Court
6613 Martin France Circle	16552 Crescent Avenue	18060-80 Royal Oak Court
6624 Martin France Circle	16615 Jean Lane	18124 Rita Road
6645 172nd Street	16622 Crescent Avenue	18136 Rita Road
6655 172nd Street	16651 Theresa Lane	18206 Rita Road
6705-15 180th Street	16712 Paxton Avenue	18245 66th Court

PERMIT PROCESS & PLAN REVIEWS

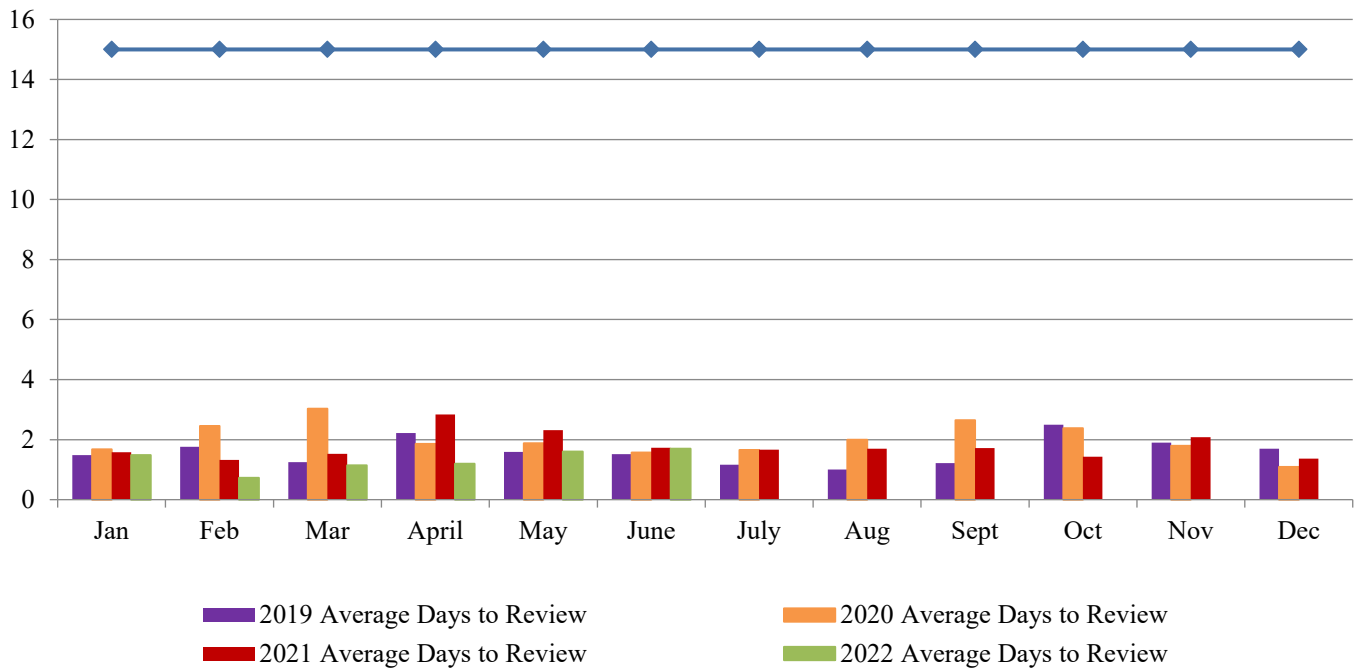
Plan Review Summary by Type

Plan Review Type	Jan	Feb	Mar	April	May	June	July	Aug	Sept	Oct	Nov	Dec	TOTAL
Commercial/Residential	22	24	27	21	26	27							147
Life Safety Systems	11	13	14	9	11	14							72
Pyrotechnic	0	0	0	1	0	3							4
Tent/Special Event	0	1	1	0	1	0							3
													225

Plan Review Activity	June	Year to Date
# of Plan Reviews	41	221
Avg. Review Time (days)	1.70	1.31
Total Hours Spent	27.5	192
Review	31.5	189
Administration	4	3

1 plan review sent to ICC    3 pyrotechnic displays  
 0 tent permits in for review    6 quick permits reviewed

Plan Review Turnaround (days)



**PERMIT PROCESS & PLAN REVIEWS (cont.)**

**Permit Plan Review Summary by Occupancy, Square Footage and Time Reviewed**

<b>Occupancy Type/Hours</b>	<b>June</b>	<b>Total Year to Date</b>
<b>Assembly</b>		
# square feet	<b>26,983</b>	<b>65,138</b>
# of hours	<b>8.5</b>	<b>19</b>
<b>Education</b>		
# square feet	<b>40,000</b>	<b>40,000</b>
# of hours	<b>1</b>	<b>1</b>
<b>Factory</b>		
# square feet	<b>0</b>	<b>0</b>
# of hours	<b>0</b>	<b>0</b>
<b>Institutional</b>		
# square feet	<b>0</b>	<b>3,500</b>
# of hours	<b>0</b>	<b>2</b>
<b>Mercantile</b>		
# square feet	<b>0</b>	<b>239,493</b>
# of hours	<b>0</b>	<b>9</b>
<b>Residential</b>		
# square feet	<b>180,797</b>	<b>1,139,901</b>
# of hours	<b>6.5</b>	<b>45.5</b>
<b>Storage</b>		
# square feet	<b>435,000</b>	<b>5,424,164</b>
# of hours	<b>1.5</b>	<b>24.5</b>
<b>Miscellaneous</b>		
# square feet	<b>0</b>	<b>1,078</b>
# of hours	<b>0</b>	<b>1.5</b>
<b>Mixed Use</b>		
# square feet	<b>7835</b>	<b>132,051</b>
# of hours	<b>1</b>	<b>8.5</b>
<b>Business</b>		
# square feet	<b>661,014</b>	<b>1,323,534</b>
# of hours	<b>13</b>	<b>81</b>
<b>TOTALS</b>		
# square feet	<b>1,351,629</b>	<b>8,368,859</b>
#Hours	<b>31.5</b>	<b>192</b>

# Monthly Accomplishment Report

Month: June Year: 2022

## PERMIT PROCESS & PLAN REVIEWS (cont.)

### Acceptance Testing

# of acceptance tests 13  
Scheduled/Completed in 3 business days (%) 100%

Customer evaluations received 0 Average score 0

MAJOR Errors = 0

MINOR Errors = 0

Customer Evaluation Comments: *None*

### Outstanding Permits June:

Fire Alarm; 31  
Fire Protection: 16

### 2022 Permit Fees & Installation Cost (through June)

	# of Permits	Permit Fees	Installation Cost
<b>Fire Alarm</b>	49	\$3,162	\$367,721
<b>Fire Protection</b>	35	\$3,411	\$60,567
<b>New Construction Fees</b>			
<b>Inspection</b>		\$0	
<b>Plan Review</b>		\$0	

### Plan Reviews Requiring Additional Information (3):

8944 174<sup>th</sup> Street – Permit application and additional plans.

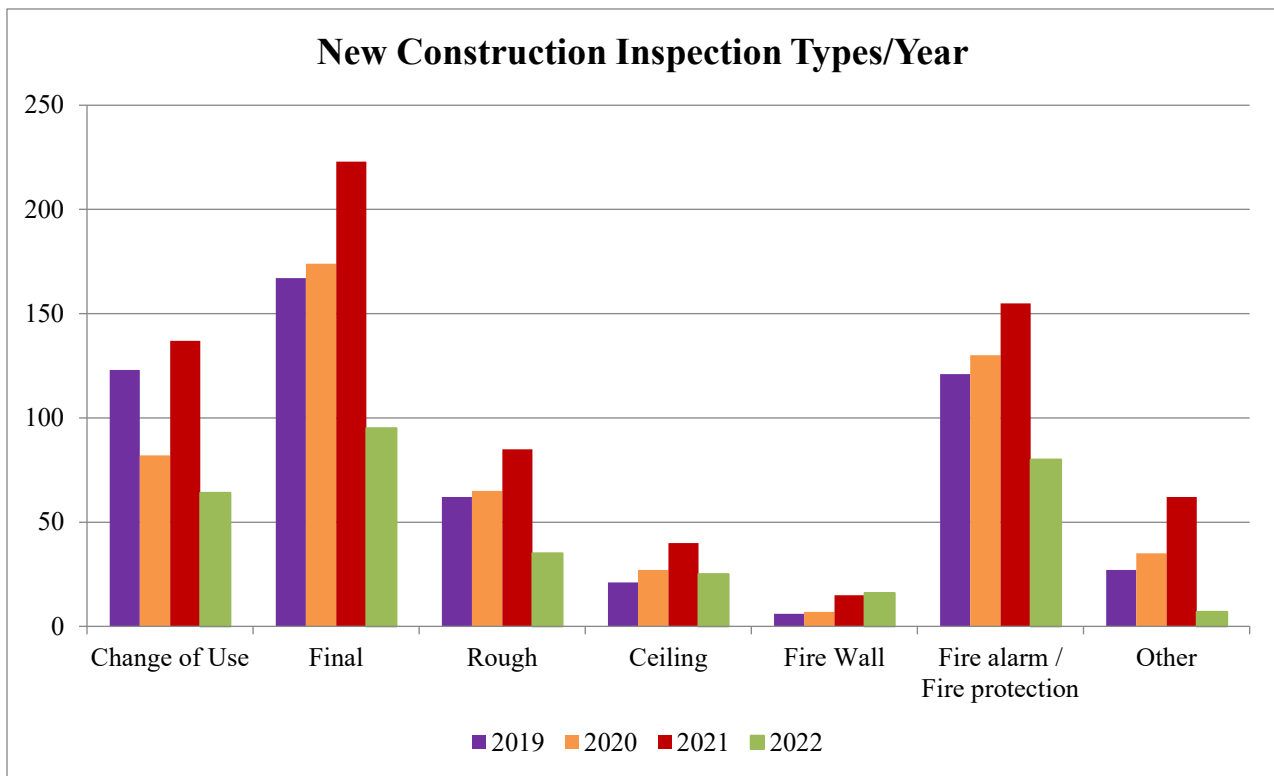
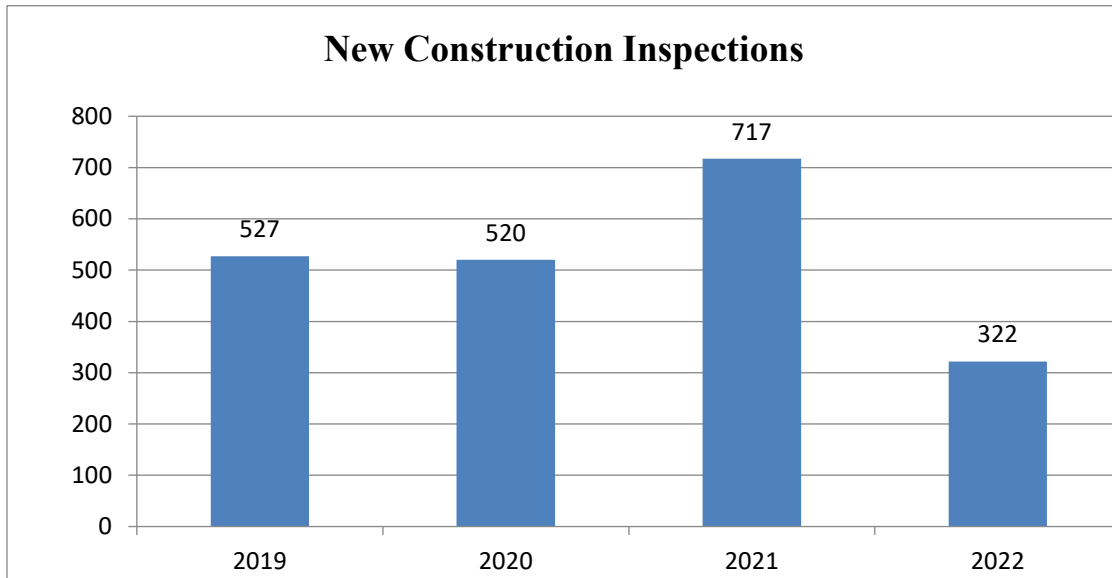
6811 Hickory Street- Application and plans with correct address.

17901 LaGrange Rd – Application and with correct address.

**NEW CONSTRUCTION INSPECTIONS**

*68 New Construction inspections completed in June.*

*68% of completed inspections did not generate any violations/corrective actions.*





## FIRE INSPECTIONS

# Special Inspections	1 (Event Inspections, temporary structures, vacant structures)
Internal Report Reviews	0
Field Evaluations	0
Post Inspection Evaluations	0
Correspondence Distribution	.92 days
Correspondence >7 days	0

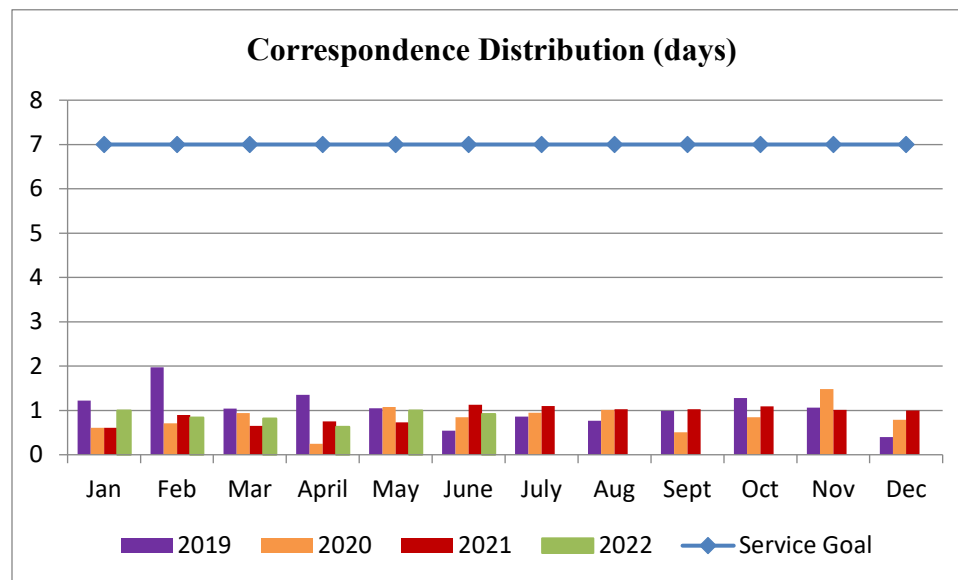
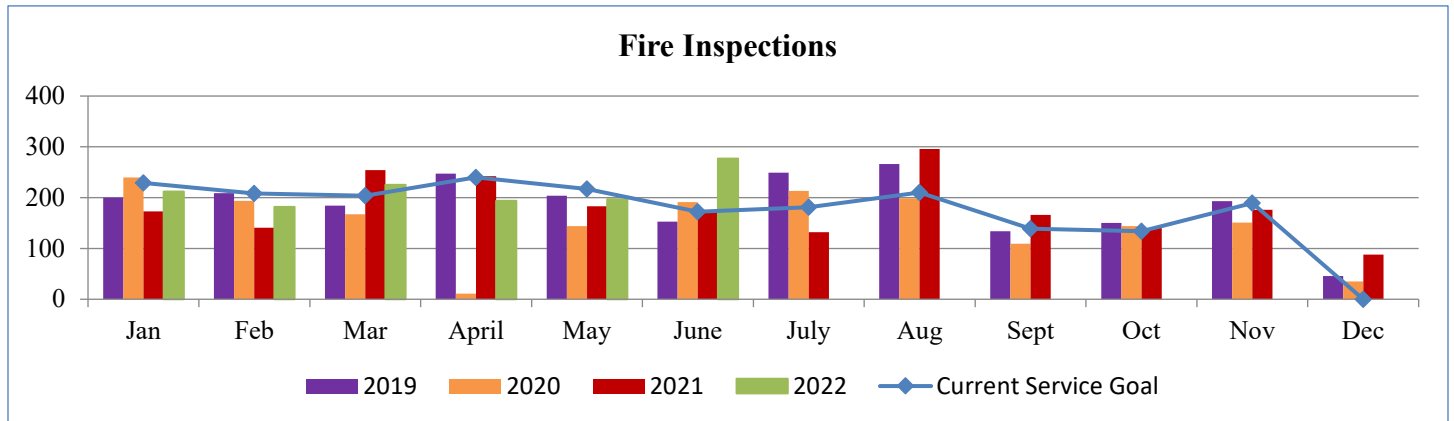
Customer evaluations received = 3	Average score = 5.00
<b>MAJOR</b> Errors = 0	<b>MINOR</b> Errors = 0

### Customer Evaluation Comments:

- Very professional and thorough. Thanks for keeping us safe!

**FIRE INSPECTIONS**

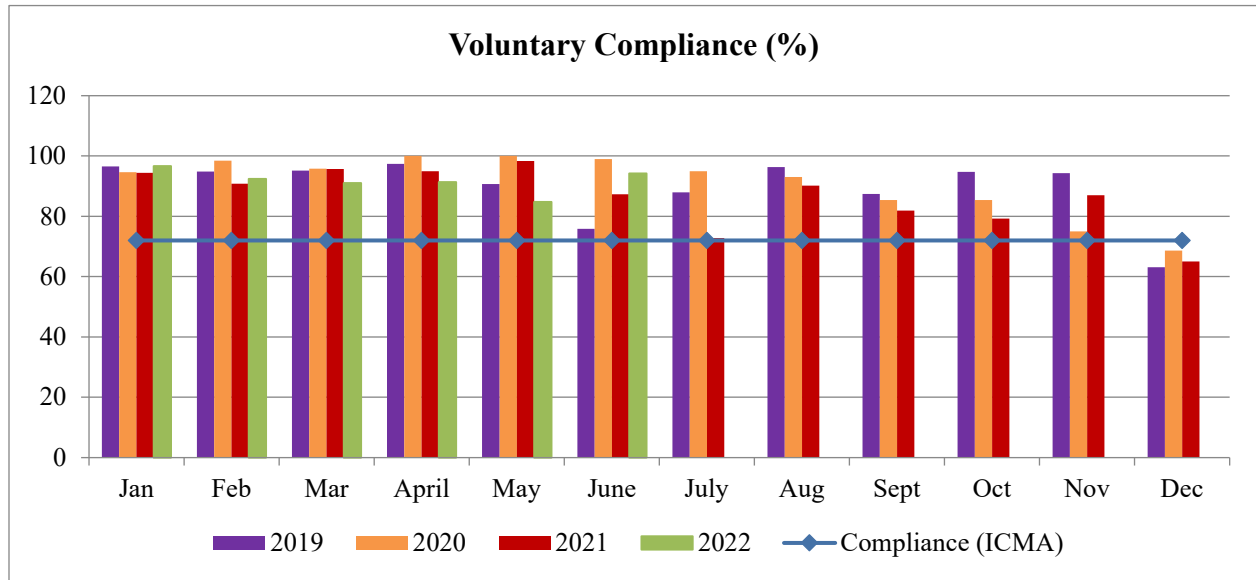
- *Expected inspections for the month of June service goal = 172; actual = 277.*
- *Total square footage inspected through June 30, 2022 = 13,261,928.*



**FIRE INSPECTION VIOLATION SUMMARY**

*5.8% of all June inspections generated a citation to appear in court.*

*37.5% of all June inspections did not generate any violations.*



Fire Prevention is now tracking compliance of noted violations that are not scheduled for a court appearance. The Benchmark was established using ICMA's FY2011Data Report, Chapter Code Enforcement. The benchmark figure of 72.1% compliance was based on enforcement data gathered from community populations ranging from 25,000-100,000. Data excludes noted violations for upgrades to required fire protection systems as a result in property transactions/change of occupancy use.

**PUBLIC EDUCATION**

# of Events **5**

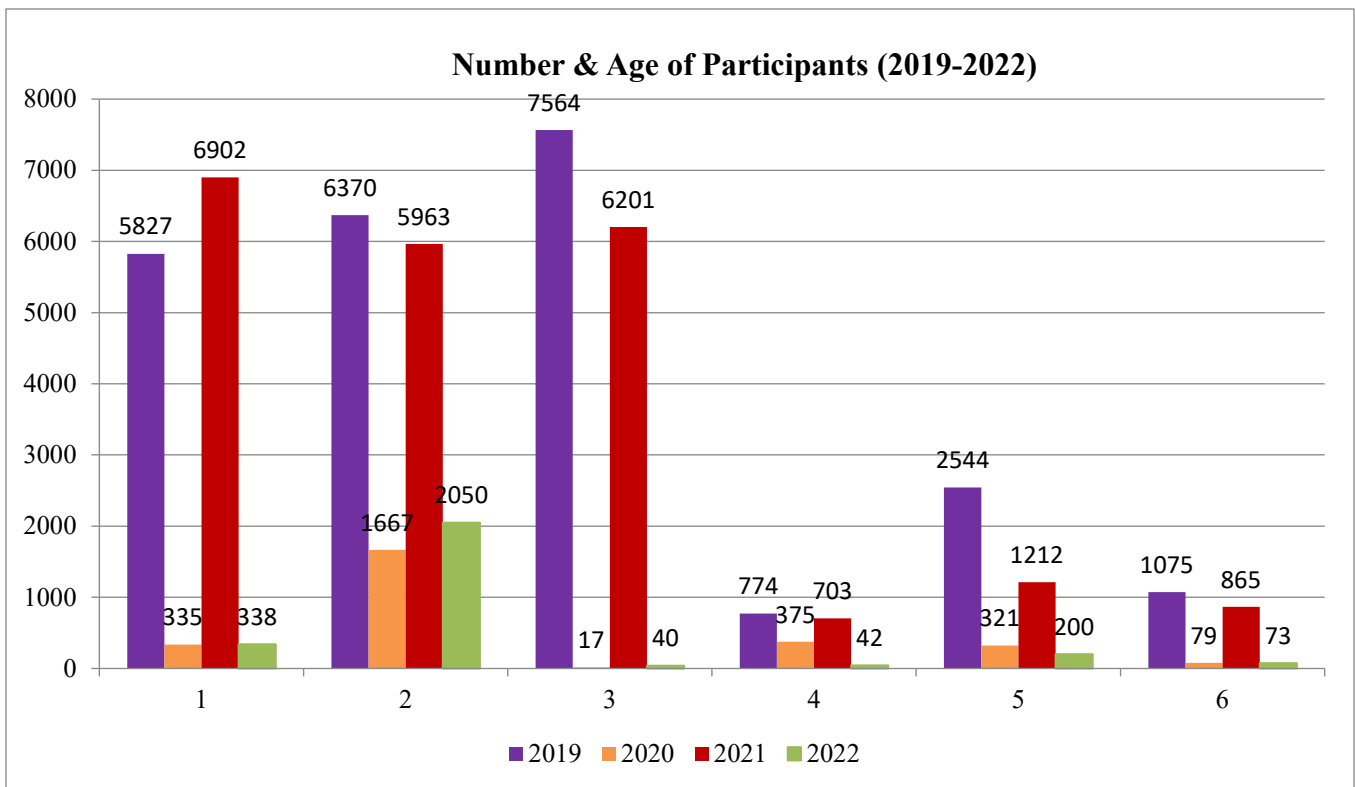
# of Attendees **218**

Customer evaluations received = 5

Average score = 5.00

**Outreach/Activity**

- Certified 3 citizens in CPR/AED.
- Conducted a fire drill at Easter Seals.
- Provided fire extinguisher training for members of EMA.
- Conducted a school visit to Kindercare at 80<sup>th</sup> Avenue and 175<sup>th</sup> Street.



# Monthly Accomplishment Report

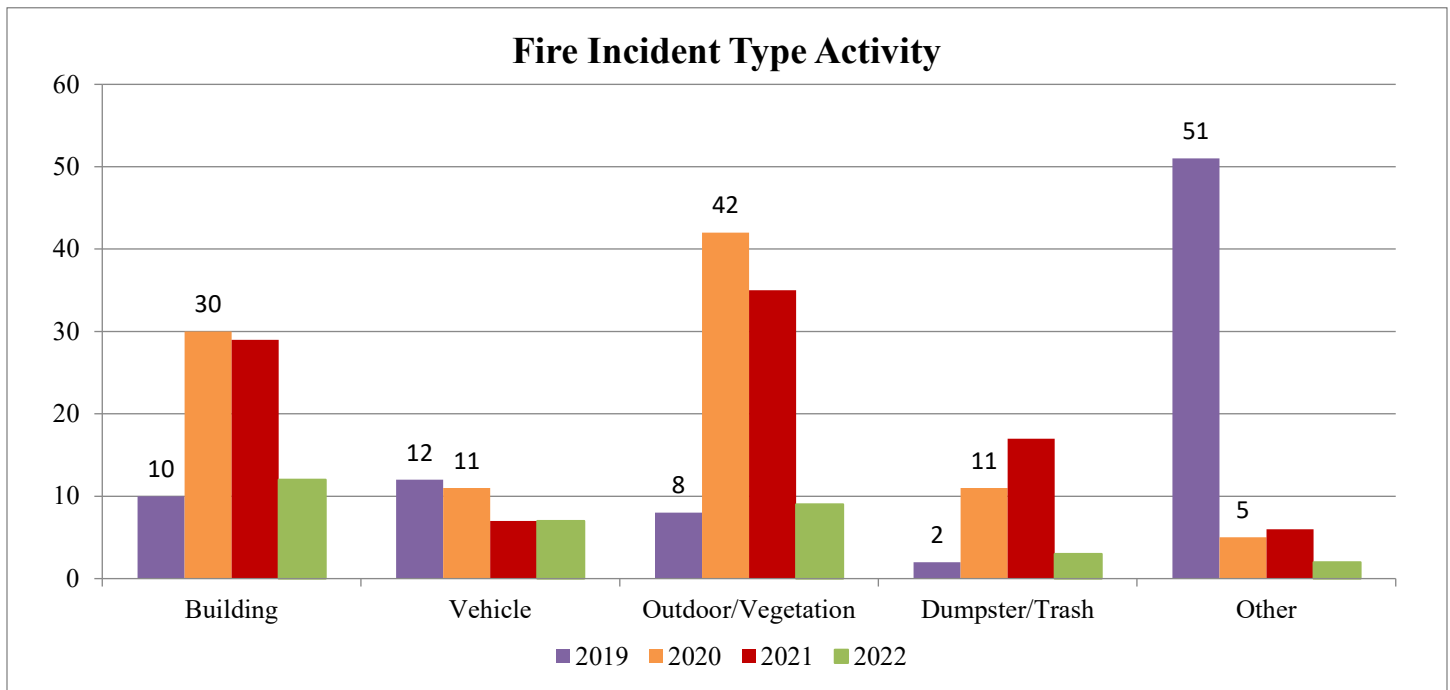
Month: June Year: 2022

## 2022 TRAINING SUMMARY - Training hours accumulated through June:

Fire Inspection – 22    Plan Reviews – 7.5    Public Education – 23    Fire Investigations – 67    Fire Marshal – 0

<b>January</b>	
<b>28</b>	NIFSB NFPA 13 Changes (virtual) 2.5 hours
<b>February</b>	
<b>18</b>	Cfitraner.net – Marianovich (3 hours)
<b>18</b>	Poison Control Seminar (1 hour) Calomino
<b>March</b>	
<b>22-25</b>	IFIA Combined Conference (45 hours) Lorendo & Calomino
<b>April</b>	
<b>25-27</b>	WCGFIT Fire Investigation Conference (64 Hours)
<b>May</b>	
<b>20</b>	NFPA 13D Major code changes (3 hours) Lorendo & Oftedahl
<b>June</b>	None
<b>July</b>	
<b>August</b>	
<b>September</b>	
<b>October</b>	
<b>November</b>	
<b>December</b>	

**FIRE INVESTIGATIONS**



**Comments:**

***April Fire Incidents (NFIRS Incident Codes 100 – 173):***

- 3 Vehicle fire
- 3 Mulch fires
- 1 Careless smoking

***June Fire Investigations:***

- None

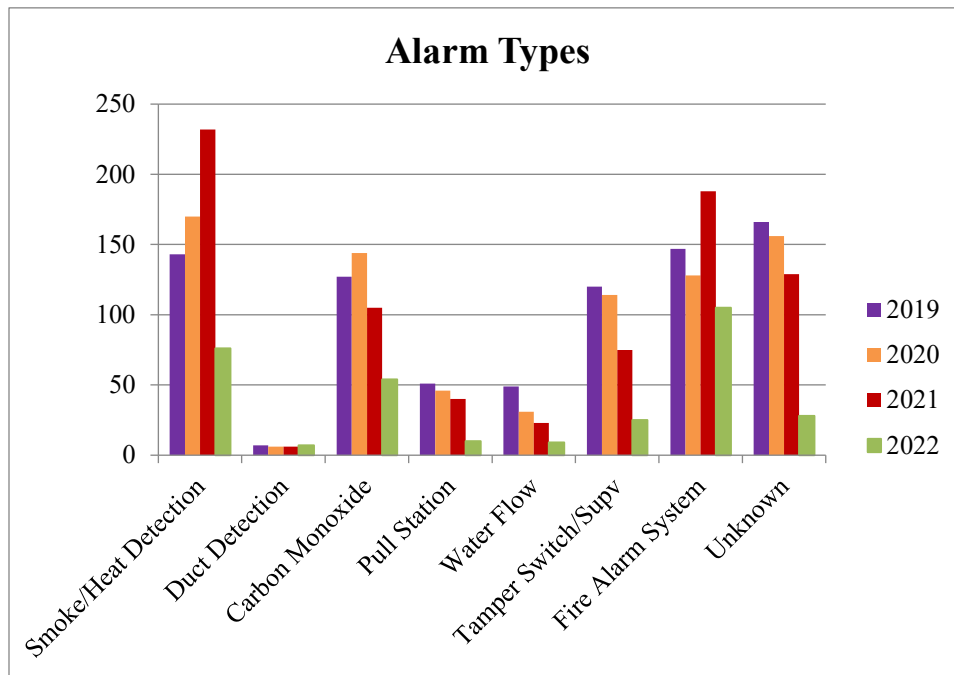
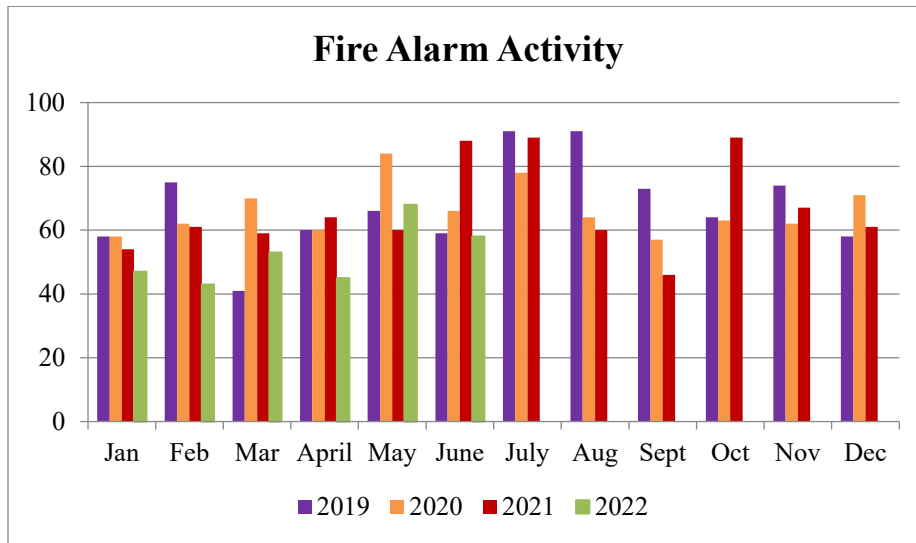
***2022 Dollar Loss Estimates:***

- \$ 150,700

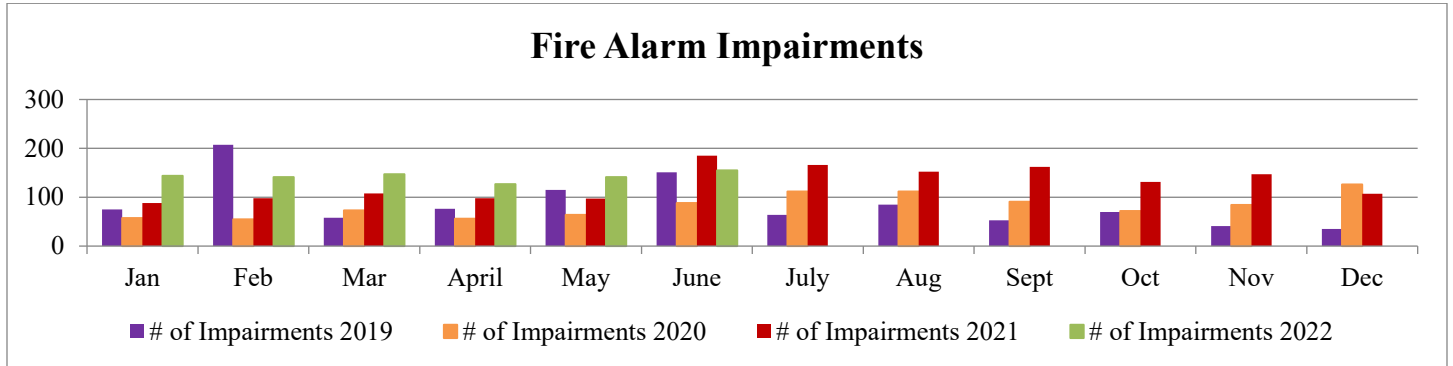
**FIRE ALARM ACTIVITY**

**Number of Fire Department alarm responses in June:**

- 58 Alarm responses.
- 11 carbon monoxide incidents.
- 32 Supervisory/Trouble alarms requiring an FD response.
- 155 fire alarm impairment visits.
- 0 Fox Valley work orders; 7 serviced batteries.



**FIRE ALARM ACTIVATIONS; (cont.)**



**COMPLAINTS (0)**

None