

TINLEY PARK FIRE PREVENTION

MONTHLY ACCOMPLISHMENTS

July 2021 – Noted Activity

- **Significant Events**
 - Retirement celebration held for Administrative Assistant Cheryl Bobbitt.
 - James Calomino has accepted the position of Public Education Officer.
 - Collaborated with Public Works to write citations for deficient fire service backflows.
 - Fire Prevention Vehicles; All Knox Box Key Secures in service.
 - Total miles fleet vehicles in 2021: **10,996**.
 - **88** test documents reviewed in The Compliance Engine.
 - FIREHOUSE software not working due to lack of vendor support.
- **Public Education/Community Outreach**
 - CPR Class for Tinley Park Dispatch.
 - Station tour on July 8, 2021.
 - Outreach in 2021 = 4,874; outreach on 2020 = 2,794.
- **Fire Inspection/Plan Review Services**
 - 69% of assigned inspections for July were completed. Assigned = 190; Actual = 132.
 - Correspondence turnaround time = 1.10 business days.
 - 356.25 hours dedicated to plan reviews for 2021.
 - Square footage in July = 877,101.
- **Top Violations in July** (total violations noted):
 - Fire Protection/Fire Alarm test documents = 20.
 - Exit signs/emergency lighting maintenance = 78.
 - Fire extinguisher maintenance = 13.
- **Fire Investigations**
 - 8501 161st Street



Property Owners Receiving Perfect Score on Fire Inspection

Business	Address
Anthony Martino	17258-60 Oak Park Avenue
Apple Cleaners	9414 179th Street
Art's Cleaners	16659 Oak Park Avenue
Asylum PT: Fitness & Injury Rehab	16655 Oak Park Avenue
Beer Industry - Local 703	18660 Graphics Drive, 202
Ber Mar Stripping	7573 175th Street
Brightside Clinic	8041 186th Street, B
Brooke Bauer Boutique	7751 159th Street, 3
Carolyn Colburn	16703 Harlem Avenue
Castle Plaza	7751 159th Street
Cheveux Salon LLC	7751 159th Street, 10
Chiariello Behavioral Health	18440 Thompson Court, 207
Chicago Tribune	18501 Graphic Court
Creative Life Initiatives	17258 Oak Park Avenue
Edward Jones Investments	9418 17th Street
Faith Baptist Reformed Church	8383 171st Street
J & K Maintenance, Inc.	7571 175th Street
Jaguar Land Rover of Orland Park	8301 159th Street
Jian Spa	9424 179th Street
Kinder Care	16100 Oak Park Avenue
Landgrebe Chiropractic	6828 171st Street
Leverage Investments, LLC	17239 Oak Park Avenue
Lisa Voticke LCPC	16571 Oak Park Avenue, 101
Metridea, Inc.	8061 186th Street
Montego Bay Car Wash Company	7130 171st Street
Natural Healing	16646 Oak Park Avenue
New School Massage	18440 Thompson Court, 102
Professional Offices	7220 194th Street
Sprint	16335 Harlem Avenue, 310
St. Coletta's	8712 Bethany Lane
State Farm Insurance	7751 159th Street, 1
Tinley Park Auto Repair	17600 Duvan Drive

Multi-Family Properties

6650 183rd Street	7928 Trinity Circle	17408 69th Avenue
6670 183rd Street	16514 Crescent Avenue	17501 Ridgeland Avenue
6680 183rd Street	17208 66th Court	18040 Royal Oak Court
7911 Trinity Circle	17396 69th Avenue	

PERMIT PROCESS & PLAN REVIEWS

Plan Review Summary by Type

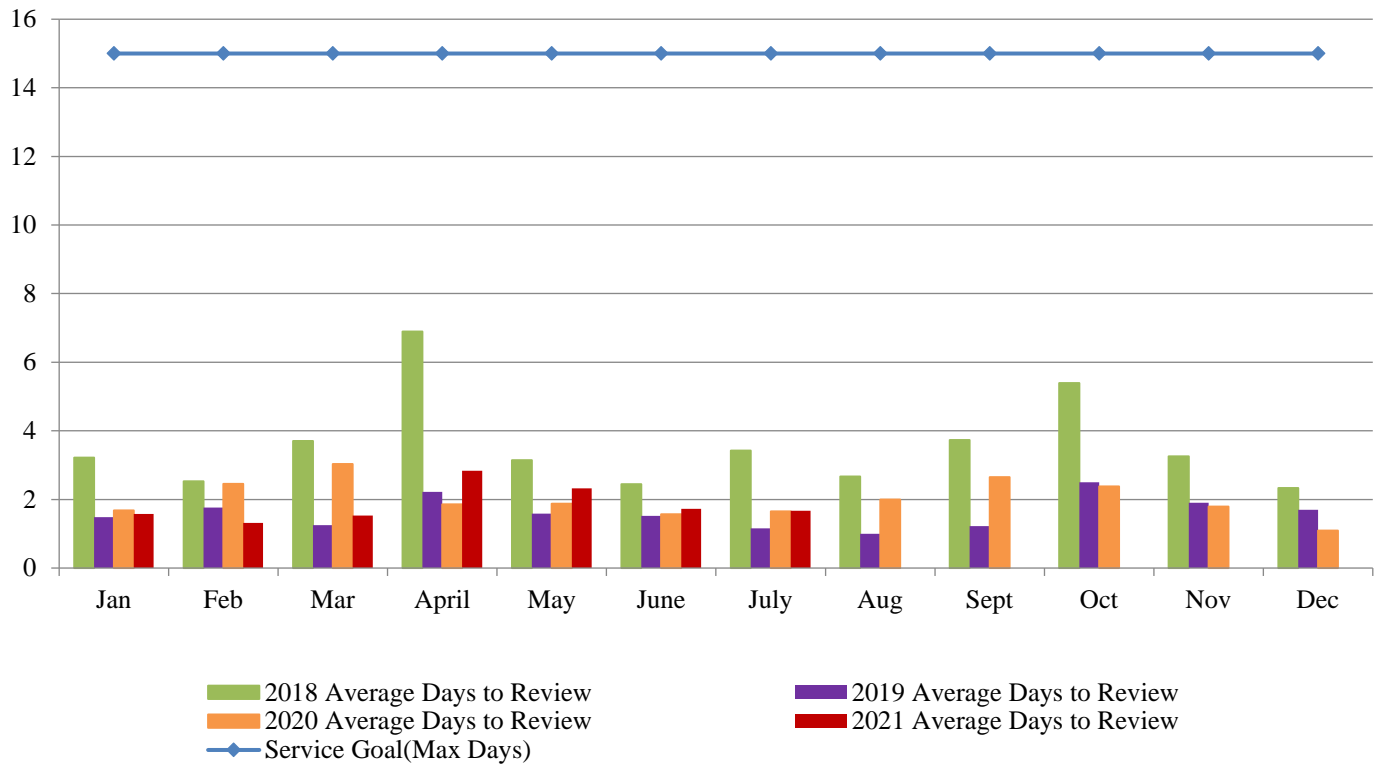
Plan Review Type	Jan	Feb	Mar	April	May	June	July	Aug	Sept	Oct	Nov	Dec	TOTAL
Commercial/Residential	24	19	26	35	35	25	21						185
Life Safety Systems	14	5	12	15	7	8	11						72
Pyrotechnic	0	0	0	0	0	1	0						1
Tent/Special Event	0	1	0	1	1	0	1						4
													262

Plan Review Activity	July	Year to Date
# of Plan Reviews	33	262
Avg. Review Time (days)	1.67	1.94
Total Hours Spent	50	347
Review	38.00	235
Administration	32.00	122

2 plan review sent to ICC 0 pyrotechnic displays

1 tent permit in for review 3 quick permits reviewed

Plan Review Turnaround (days)



PERMIT PROCESS & PLAN REVIEWS (cont.)

Plan Review Summary by Occupancy, Square Footage and Time Reviewed

Occupancy Type/Hours	July	Total Year to Date
Assembly		
# square feet	22,649	72,747
# of hours	15.5	32.5
Education		
# square feet	0	27,175
# of hours	0	4.25
Factory		
# square feet	0	1,315,000
# of hours	0	7.5
Institutional		
# square feet	0	14,108
# of hours	0	1.5
Mercantile		
# square feet	10,594	1,059,506
# of hours	2	49
Residential		
# square feet	4,100	879,480
# of hours	3	57.25
Storage		
# square feet	168,345	1,462,085
# of hours	4	31.5
Miscellaneous		
# square feet	0	527,800
# of hours	0	6.5
Mixed Use		
# square feet	16,979	1,092,618
# of hours	2	15.5
Business		
# square feet	66,590	276,001
# of hours	11.5	74.5
TOTALS		
# square feet	289,257	6,726,520

Monthly Accomplishment Report

Month: July Year: 2021

PERMIT PROCESS & PLAN REVIEWS (cont.)

Acceptance Testing

of acceptance tests 9
Scheduled/Completed in 3 business days (%) 100%

Customer evaluations received 2 Average score 4.50

MAJOR Errors = 0

MINOR Errors = 0

Customer Evaluation Comments:

None

Outstanding Permits July:

Fire Alarm; 33
Fire Protection: 45

2021 Permit Fees & Installation Cost (through June)

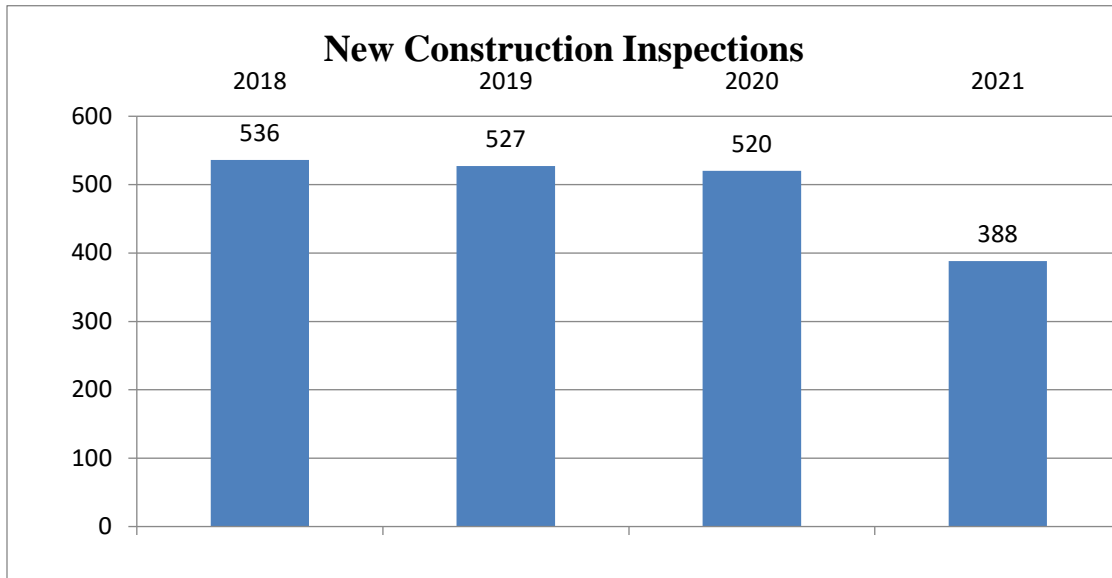
	# of Permits	Permit Fees	Installation Cost
Fire Alarm	35	\$10,385	\$463,790
Fire Protection	41	\$17,535	\$655,566
New Construction Fees			
Inspection		\$375	
Plan Review		\$0	

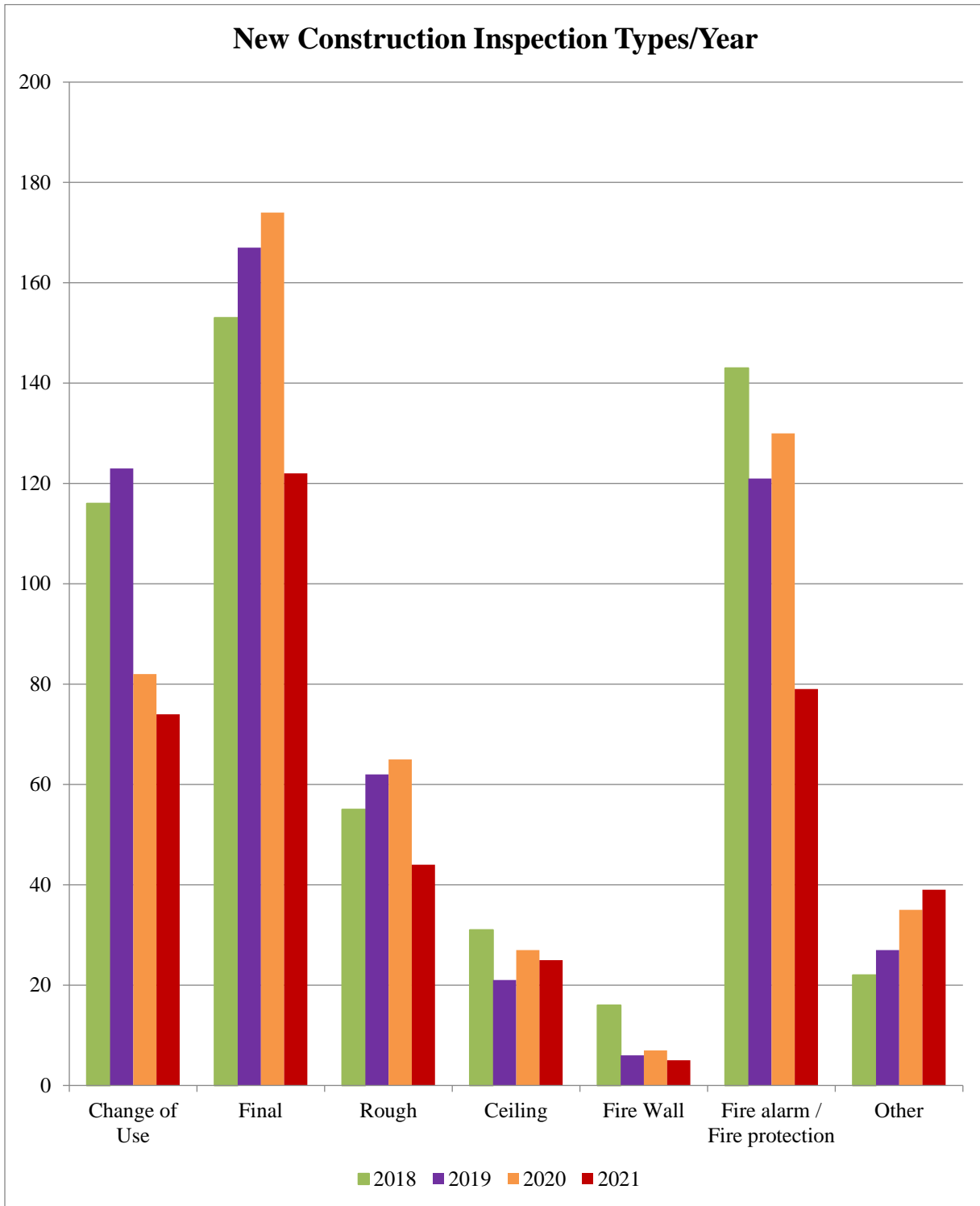
Plan Reviews Requiring Additional Information - NONE

NEW CONSTRUCTION INSPECTIONS

59 New Construction inspections completed in July.

56% of completed inspections did not generate any violations/corrective actions.





FIRE INSPECTIONS

Special Inspections

2 (Event Inspections, temporary structures, vacant structures)

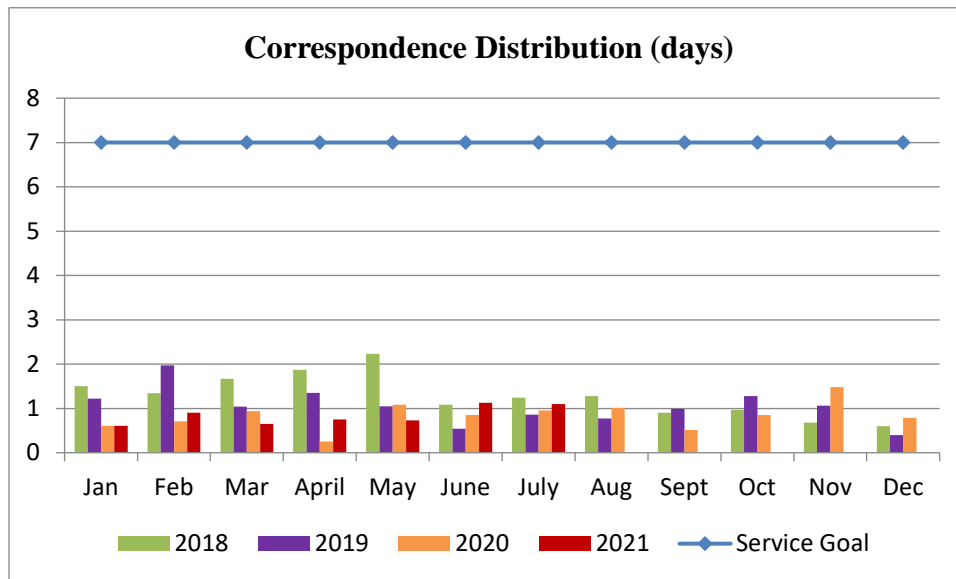
Monthly Accomplishment Report

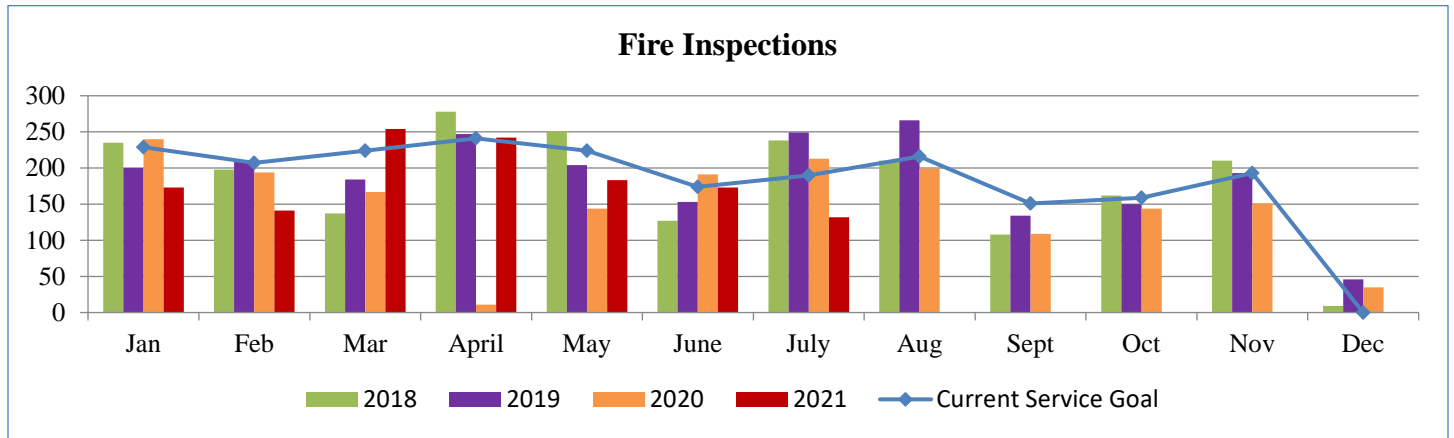
Month: July Year: 2021

Internal Report Reviews	0
Field Evaluations	0
Post Inspection Evaluations	0
Correspondence Distribution	1.10 days
Correspondence >7 days	0

Customer evaluations received = 0	Average score = 0.00
MAJOR Errors = 0	MINOR Errors = 0

Customer Evaluation Comments: NONE





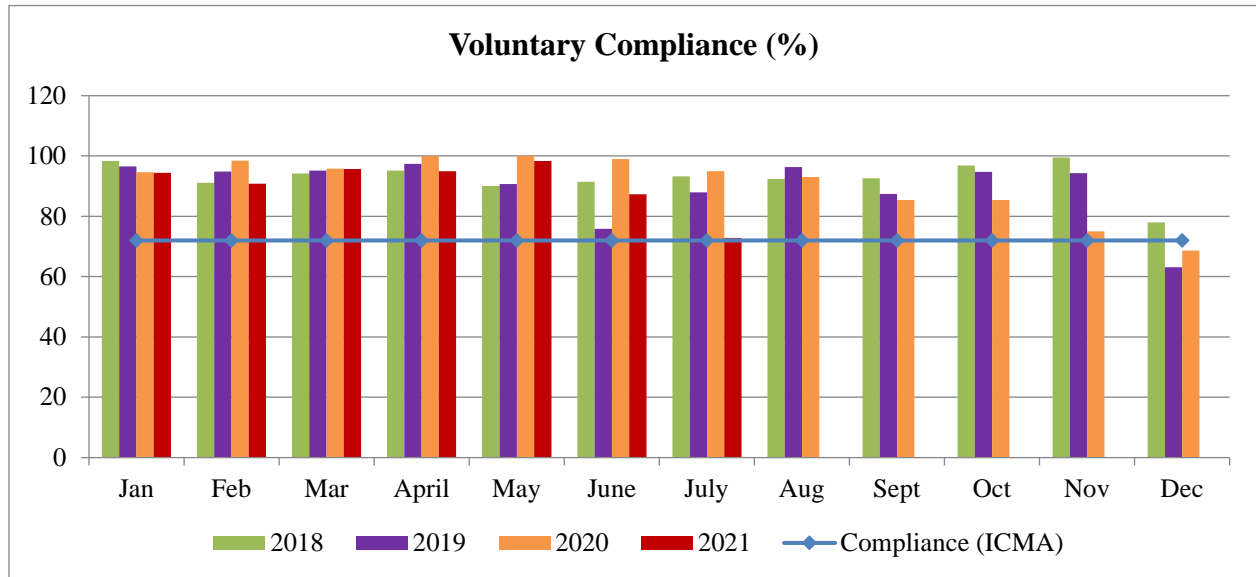
FIRE INSPECTIONS

- *Expected inspections for the month of July service goal = 190; actual = 132.*
- *Total square footage inspected through July 31, 2021 = 16,285,719.*

FIRE INSPECTION VIOLATION SUMMARY

27.2% of all July inspections generated a citation to appear in court.

32.6% of all July inspections did not generate any violations.



Fire Prevention is now tracking compliance of noted violations that are not scheduled for a court appearance. The Benchmark was established using ICMA's FY2011Data Report, Chapter Code Enforcement. The benchmark figure of 72.1% compliance was based on enforcement data gathered from community populations ranging from 25,000-100,000. Data excludes noted violations for upgrades to required fire protection systems as a result in property transactions/change of occupancy use.

PUBLIC EDUCATION

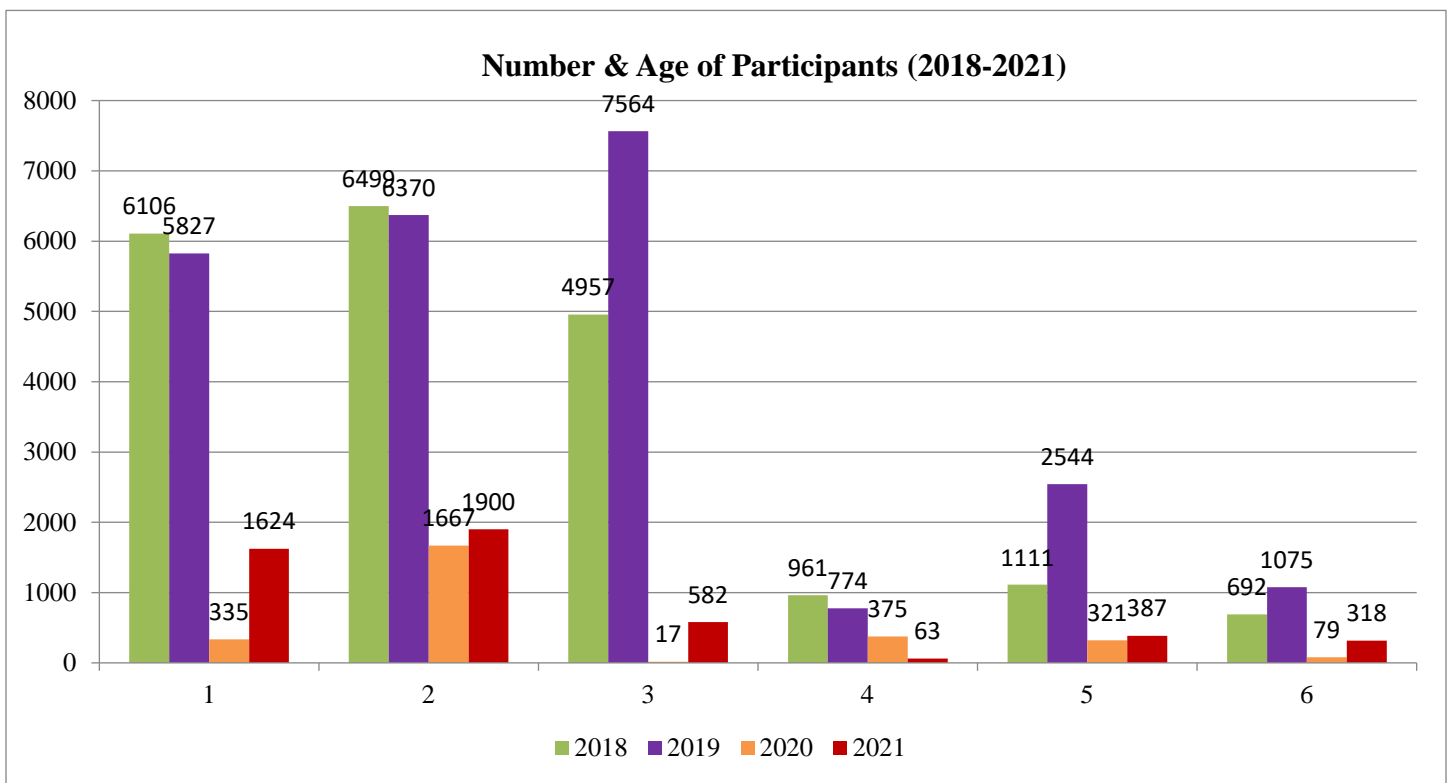
of Events **2**

of Attendees **10**

Customer evaluations received = 1 Average score = 5.0

Outreach/Activity

- CPR provided to Tinley Park Dispatch.
- Girl Scout Fire Station Visit.



Monthly Accomplishment Report

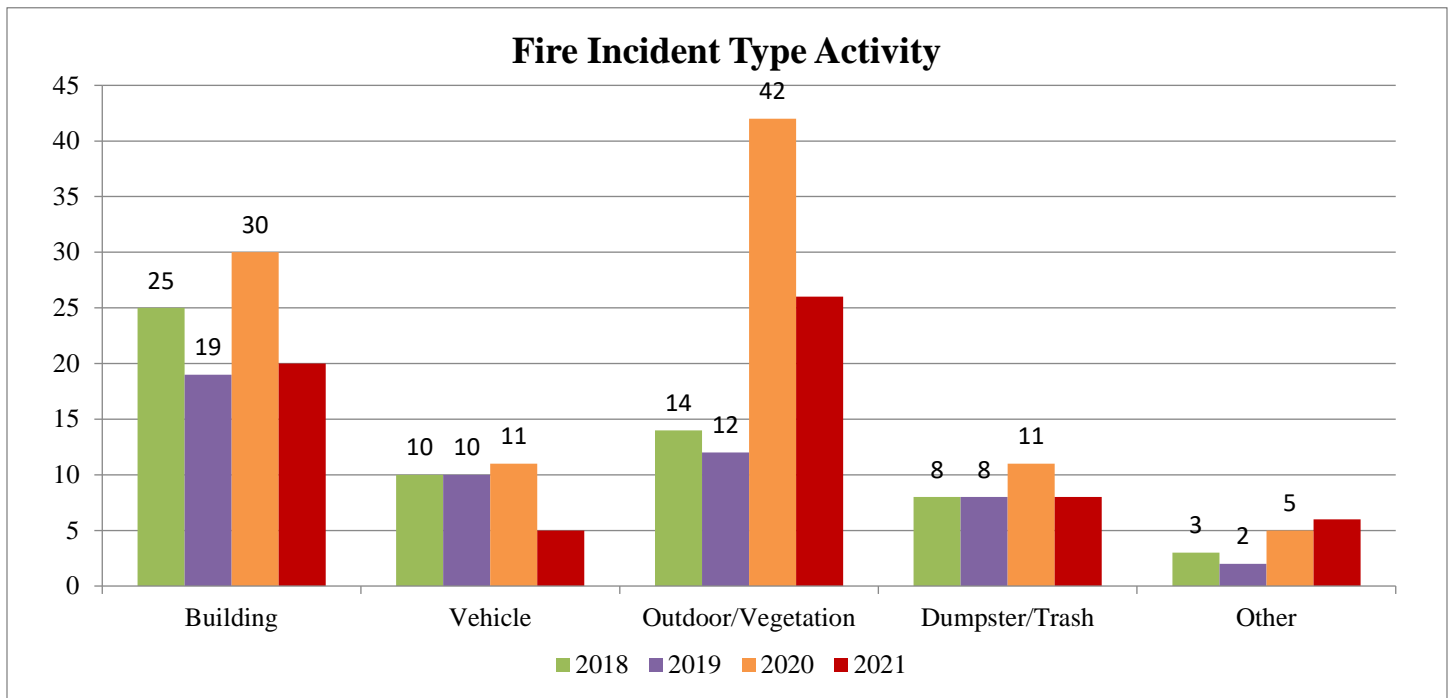
Month: July Year: 2021

2021 TRAINING SUMMARY - Training hours accumulated through July:

Fire Inspection – 109 Plan Reviews – 11 Public Education – 9 Fire Investigations – 2 Fire Marshal – 3

January	
11	Pete Marianovich – Occupant Load (4 hours).
13	Pete Marianovich – Occupant Load (4 hours).
15	Pete Marianovich – Occupant Load (4 hours).
22	Dan Riordan – NFSA Fire Sprinklers in Storage Occupancies – Online (3 hours).
February	
10	Pete Marianovich – Occupant Load (3 hours).
17	Steve Lorendo/Dan Riordan Maintaining Protection of Gypsum Assemblies (1 hour each).
19	Pete Marianovich – Occupant Load (2 hours).
March	
1	Steve Lorendo/Dan Riordan Sound Off Meeting with FEMA (4.5 hours each).
22-26	Lorendo, Marianovich, Riordan attended IFIA annual conference (15 hours).
April	
23	Riordan Virtual training IFIA Tents/Amusement Rides.
May	
12	Riordan attended Taskforce training; Case Management.
13	Lorendo/Riordan attended IFIA/OSFM Pyrotechnic training.
14	Fire Inspector training/meeting
June	
3	Hoogervorst attended Public School Inspector Class (Tier 1 Qualified Fire Official) webinar.
3,10,17,24	Lt.'s French and Hickey attended 40-hour OSFM Fire Inspector II class.
July	
	NO TRAINING LOGGED
August	
September	
October	
November	
December	

FIRE INVESTIGATIONS



Comments:

July Fire Incidents (NFIRS Incident Codes 100 – 173):

- 2 Dumpster/Trash
- 2 Mulch/woodland fires
- 2 Structure fires
- 2 Vehicle fires

July Fire Investigations:

- 8501 161st Street

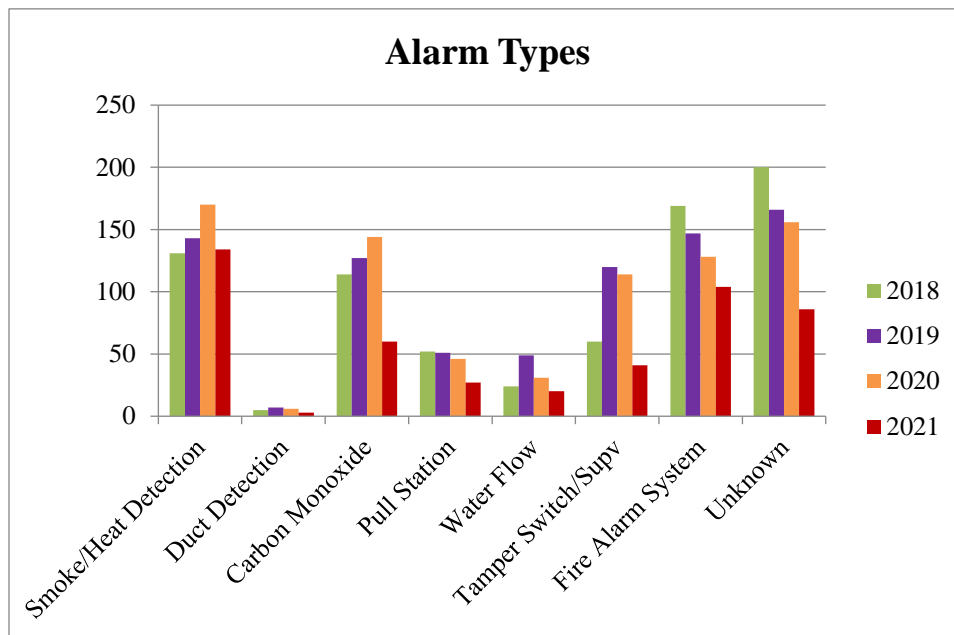
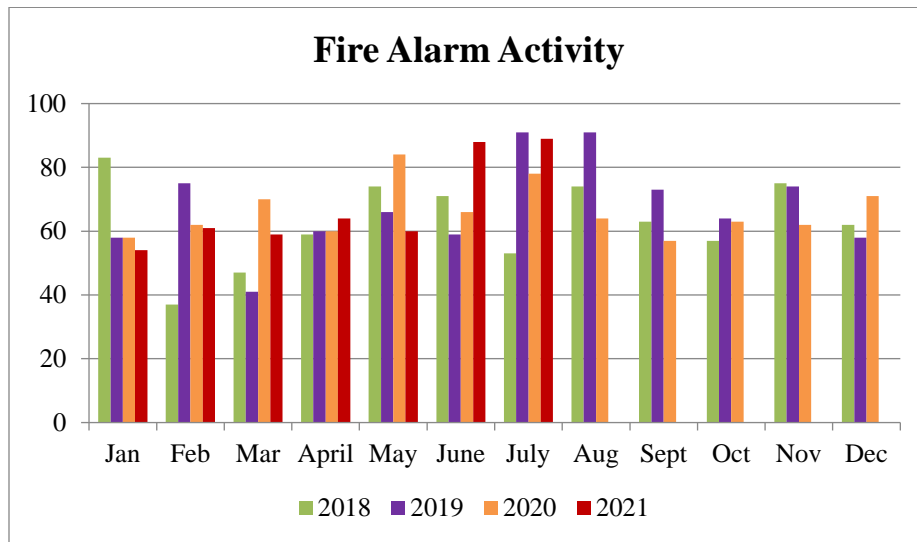
2021 Dollar Loss Estimates:

- 1,525,630

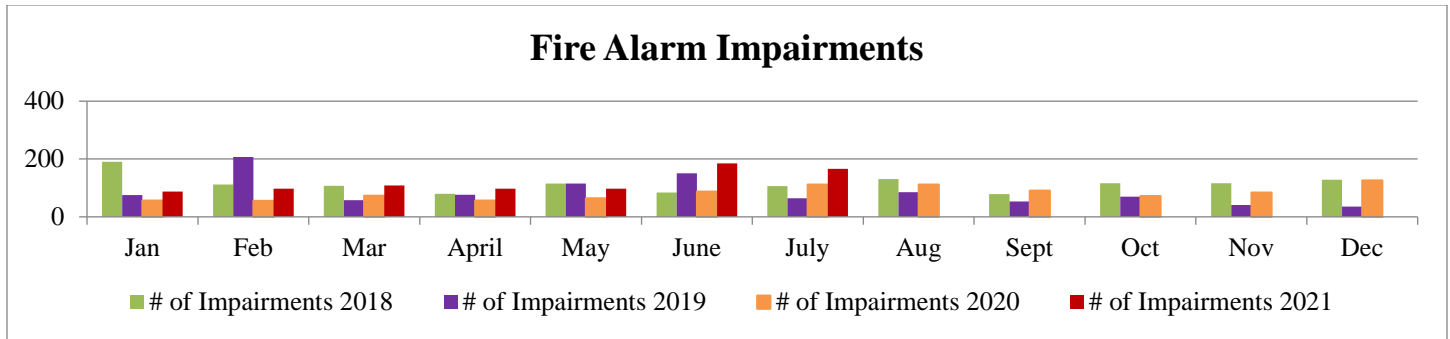
FIRE ALARM ACTIVITY

Number of Fire Department alarm responses in July:

- 89 Alarm responses.
- 13 carbon monoxide incidents.
- 35 Supervisory/Trouble alarms requiring an FD response.
- 166 fire alarm impairment visits.
- 2 Fox Valley work orders; 13 serviced batteries.



FIRE ALARM ACTIVATIONS; (cont.)



COMPLAINTS

1. Fire sprinkler room had storage inside it and was not properly labeled. Fire Prevention went to the subject address at 17658 Oak Park Avenue. and had tenant move material. Follow up was made by Fire Prevention a week later for compliance.
2. Bike in the hallway of an apartment building. Fire Prevention went to the subject address at 16651 Theresa Lane. A discussion was had regarding the bike and that it was not allowed in the hallway due to it impeding the means of egress.
3. Complaint by a tenant in at 17236 Oak Park Avenue that the ceiling was leaking and plaster was falling down. Discussed with owner of the building and a HVAC contractor was coming out to fix the problem.