

TINLEY PARK FIRE PREVENTION

MONTHLY ACCOMPLISHMENTS

July 2022 – Noted Activity

- **Significant Events**
 - *Steve Lorendo and Brett Oftedahl attended a class on High piled Storage/NFPA 13 Requirements*
 - *Attended District 140, 146, and 228 Annual Safety Meetings*
- **Public Education/Community Outreach**
 - *Discussion at The Pines regarding Premise Alert Program.*
 - *CPR Certification for Senior Center employees and EMA members.*
 - *School visit at Our Little Munchkins and Fulton School.*
- **Fire Inspection/Plan Review Services**
 - *100% of assigned inspections for July were completed.*
 - *Correspondence turnaround time = 1 business day.*
 - *215 hours dedicated to plan reviews for 2022.*
 - *Square footage of inspected space in 2022 = 14,395,210.*
 - *29 (new construction, remodel, fire alarm, and fire sprinkler) plan reviews were processed*
 - *Plan review turnaround time was .8 days*
- **Top Violations in July (total violations noted):**
 - *Fire Protection/Fire Alarm test documents = 14.*
 - *Exit signs/emergency lighting maintenance = 31.*
 - *Fire extinguisher maintenance = 9.*
- **Fire Investigations**
 - *None*



Property Owners Receiving Perfect Score on Fire Inspection

Business name	Address
A Better Weigh, Inc.	17054 Oak Park Avenue, B
Advanced MRI of Tinley Park	7711 159th Street, 100
Allstate Insurance	8004 171st Street
Arrenello's Pizza	9420 179th Street
Asylum PT: Fitness & Injury Rehab LLC	16655 Oak Park Avenue
Bayberry Plaza	8004-20 171st Street
Cardinal Property Management	8051 186th Street, B
Cavallini's	6700 South Street
Cayden Cay Consulting	6823-25 167th Street
Chicagoland Cloud, LLC	16535 Oak Park Avenue
Christian Life Center	6363 183rd Street
Community Resource Center TV Station	18241 80th Avenue
Darla's Deli & Café	6800 183rd Street
Dendrino's	18301 Oak Park Avenue
EMA Garage	7780 183rd Street
EPS Holdings, LLC	7711 159th Street
Faith Christian Reformed Church	8383 171st Street
Fire Department Garage	7820 183rd Street
Fire Department Tower	7750 183rd Street
Fire Station 47	7825 167th Street
Fire Station 48	9191 175th Street
Fire Station 49	7801 191st Street
Graphicsland	8061 186th Street
Jerry Feil	8041 186th Street
Jet's Pizza	17105 88th Avenue
Kiss Aesthetics	6828 171st Street, C
Love's Sweet Arrow	17024 Oak Park Avenue
Merit Insurance Group	8041 186th Street, D
Metra Train Station	6700 South Street
Molly Maid of Southwest Cook County	8005 183rd Street, E
Montego Bay Car Wash Company	7130 171st Street
NAI Hiffman	18501 Graphics Court
Neil D. Shere	16545 Oak Park Avenue
On-Site communications USA	8008 171st Street
Pekoe & Bean	17028 Oak Park Avenue
Physicians Care Services	8051 186th Street, A

Monthly Accomplishment Report

Month: July Year: 2022

Public Works Annex	7990 183rd Street
Public Works Garage	7980 183rd Street
Pumping Station #1	6640 167th Street
Pumping Station #2	18301 Ridgeland Avenue
Salon 88, Inc.	17137 88th Avenue
Signature Cleaners	6802 183rd Street
Tinley Park Pistol Range	17375 69th Avenue
Tinley Pub & Eatery	17018-22 Oak Park Avenue
Together We Cope	17010 Oak Park Avenue
Tom's Barber Shop	17026 Oak Park Avenue
Village Coins	17133 88th Avenue
Village Hall	16250 Oak Park Avenue

Multi-Family Addresses

6545 Vogt Street	7131 166th Street	16518 Crescent Avenue
6640 183rd Street	7140 Laverne Lane	16643-49 Jean Lane
6650 183rd Street	7151 177th Place	16731 Paxton Avenue
6670 183rd Street	7401 175th Street	16742 Paxton Avenue
6680 183rd Street	7407 175th Street	16819 81st Court
6715 174th Place	7413 175th Street	17200 71st Avenue
6823 Hickory Street	7419 175th Street	17208 66th Court
7051 170th Street	8142 168th Place	17230 71st Court
7061 170th Street	8154 168th Place	17262 71st Court
7100 167th Street	16514 Crescent Avenue	17340 Ridgeland Avenue

PERMIT PROCESS & PLAN REVIEWS

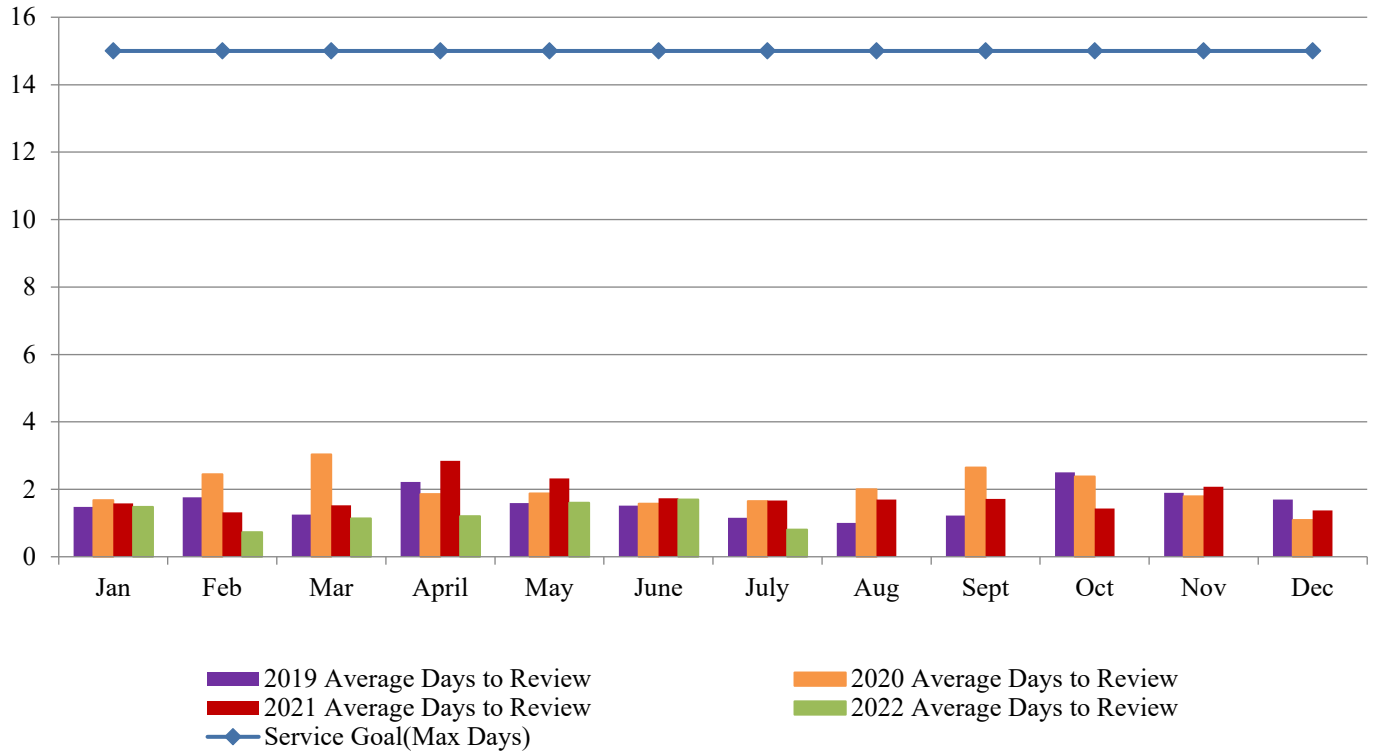
Plan Review Summary by Type

Plan Review Type	Jan	Feb	Mar	April	May	June	July	Aug	Sept	Oct	Nov	Dec	TOTAL
Commercial/Residential	22	24	27	21	26	27	20						167
Life Safety Systems	11	13	14	9	11	14	7						79
Pyrotechnic	0	0	0	1	0	3	1						5
Tent/Special Event	0	1	1	0	1	0	2						5
													255

Plan Review Activity	July	Year to Date
# of Plan Reviews	29	255
Avg. Review Time (days)	.80	1.21
Total Hours Spent	21.5	215
Review	23	212
Administration	0	3

1 plan review sent to ICC 1 pyrotechnic displays
2 tent permits in for review 4 quick permits reviewed

Plan Review Turnaround (days)



PERMIT PROCESS & PLAN REVIEWS (cont.)

Permit Plan Review Summary by Occupancy, Square Footage and Time Reviewed

Occupancy Type/Hours	July	Total Year to Date
Assembly		
# square feet	9,628	74,766
# of hours	2	21
Education		
# square feet	3,000	43,000
# of hours	1	1
Factory		
# square feet	0	0
# of hours	0	0
Institutional		
# square feet	174000	177,500
# of hours	2	4
Mercantile		
# square feet	0	239,493
# of hours	0	9
Residential		
# square feet	20,000	1,159,901
# of hours	6	51.5
Storage		
# square feet	430,000	5,854,164
# of hours	1	25.5
Miscellaneous		
# square feet	0	1,078
# of hours	0	1.5
Mixed Use		
# square feet	5237	137,288
# of hours	1	9.5
Business		
# square feet	661,014	1,411,041
# of hours	13	89.5
TOTALS		
# square feet	729,372	9,098,231
#Hours	21.5	213.5

Monthly Accomplishment Report

Month: July Year: 2022

PERMIT PROCESS & PLAN REVIEWS (cont.)

Acceptance Testing

of acceptance tests 8
Scheduled/Completed in 3 business days (%) 100%

Customer evaluations received 0	Average score 0
---------------------------------	-----------------

MAJOR Errors = 0	MINOR Errors = 0
------------------	------------------

Customer Evaluation Comments: *None*

Outstanding Permits July:

Fire Alarm; 32
Fire Protection: 14

2022 Permit Fees & Installation Cost (through July)

	# of Permits	Permit Fees	Installation Cost
Fire Alarm	55	\$1,390	\$41,778
Fire Protection	40	\$1,385	\$42,545
New Construction Fees			
Inspection		\$0	
Plan Review		\$0	

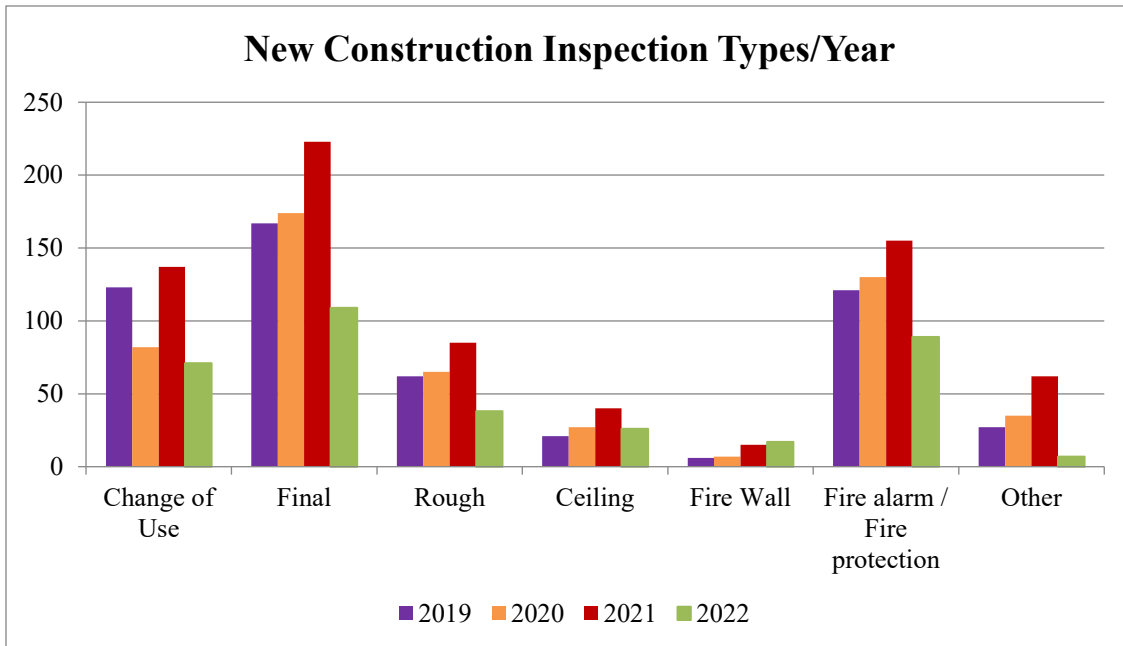
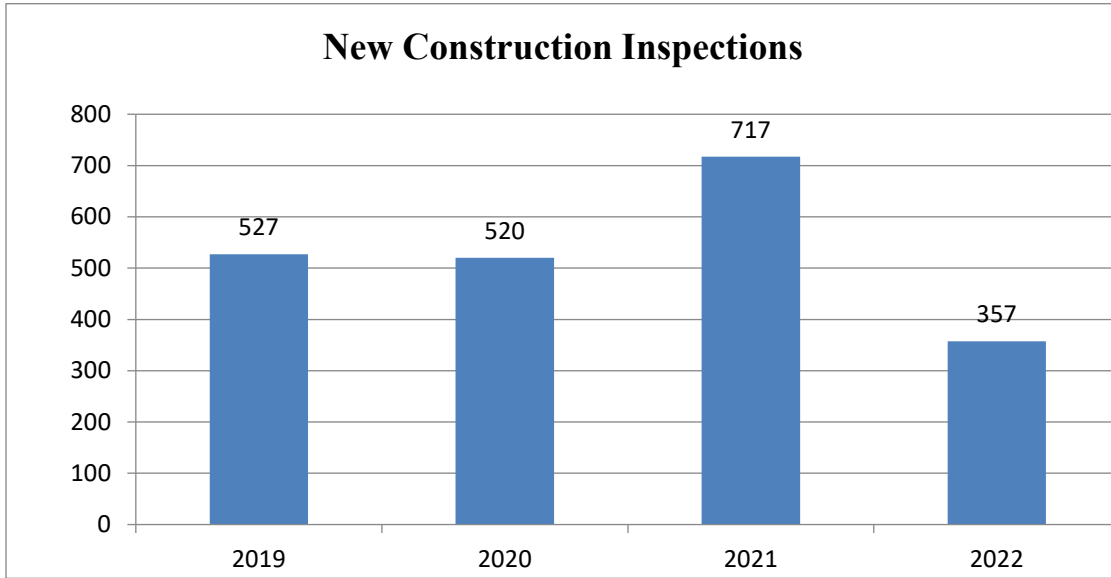
Plan Reviews Requiring Additional Information (1):

7041 170th Street – Permit application missing

NEW CONSTRUCTION INSPECTIONS

35 New Construction inspections completed in July.

66% of completed inspections did not generate any violations/corrective actions.



FIRE INSPECTIONS

# Special Inspections	1 (Event Inspections, temporary structures, vacant structures)
Internal Report Reviews	0
Field Evaluations	0
Post Inspection Evaluations	0
Correspondence Distribution	1 day
Correspondence >7 days	0

Customer evaluations received = 3	Average score = 5.00
-----------------------------------	----------------------

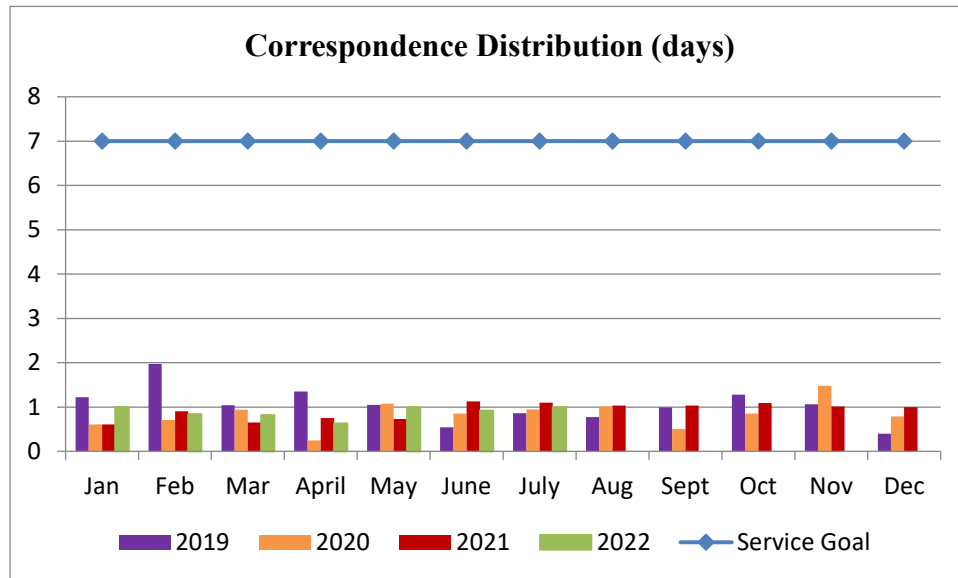
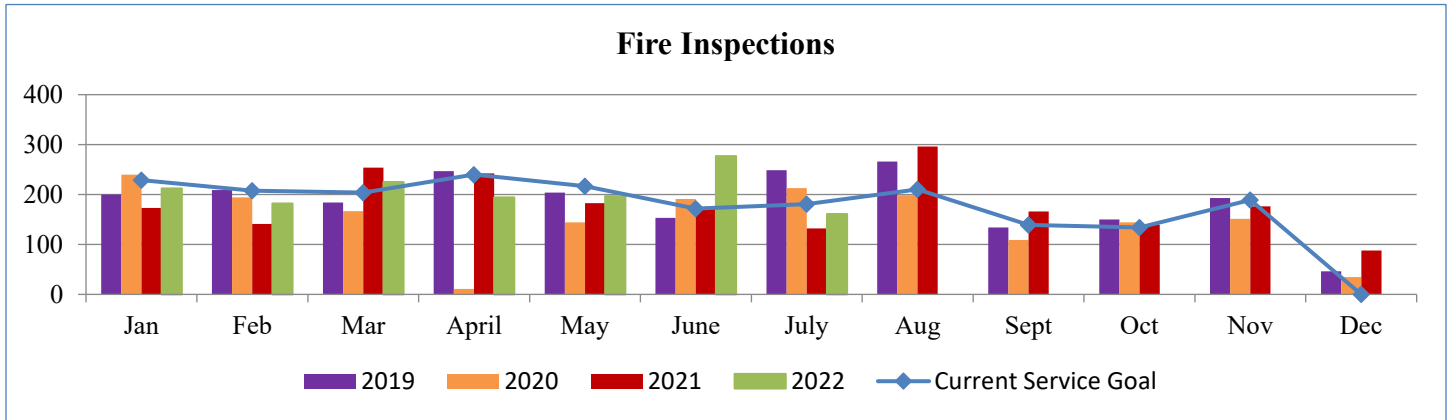
MAJOR Errors = 0	MINOR Errors = 0
-------------------------	-------------------------

Customer Evaluation Comments:

- Very professional and thorough. Thanks for keeping us safe!

FIRE INSPECTIONS

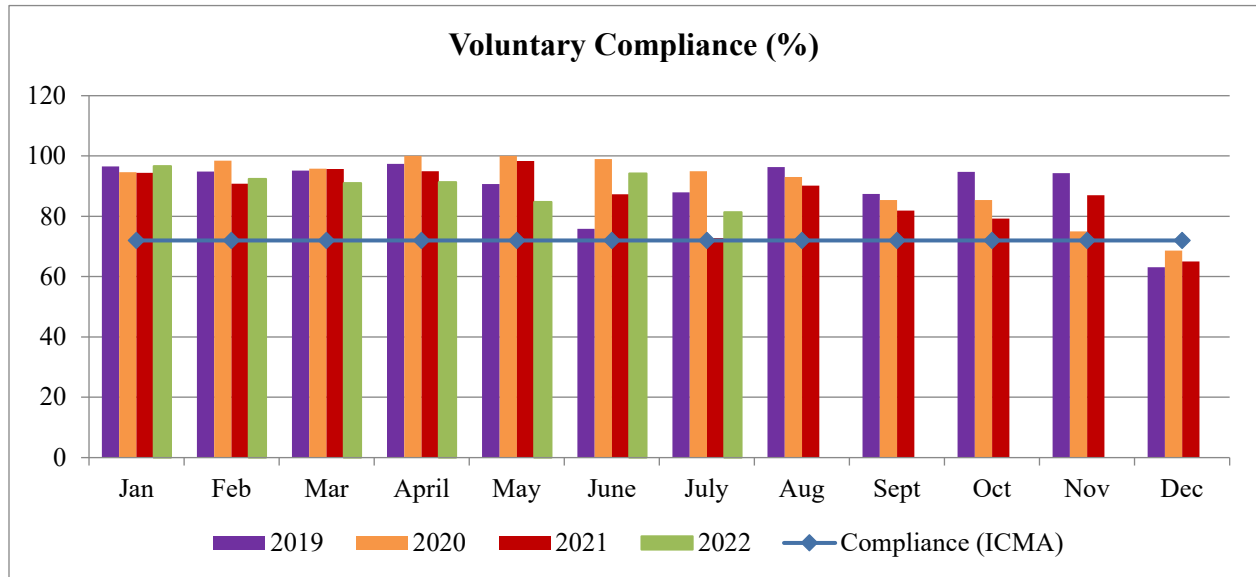
- *Expected inspections for the month of July service goal = 181; actual = 161*
- *Year to date service goal = 1451; actual = 1448..*
- *Total square footage inspected through July 31, 2022 = 14,395,210.*



FIRE INSPECTION VIOLATION SUMMARY

18.6% of all July inspections generated a citation to appear in court.

48.4% of all July inspections did not generate any violations.



Fire Prevention is now tracking compliance of noted violations that are not scheduled for a court appearance. The Benchmark was established using ICMA's FY2011Data Report, Chapter Code Enforcement. The benchmark figure of 72.1% compliance was based on enforcement data gathered from community populations ranging from 25,000-100,000. Data excludes noted violations for upgrades to required fire protection systems as a result in property transactions/change of occupancy use.

PUBLIC EDUCATION

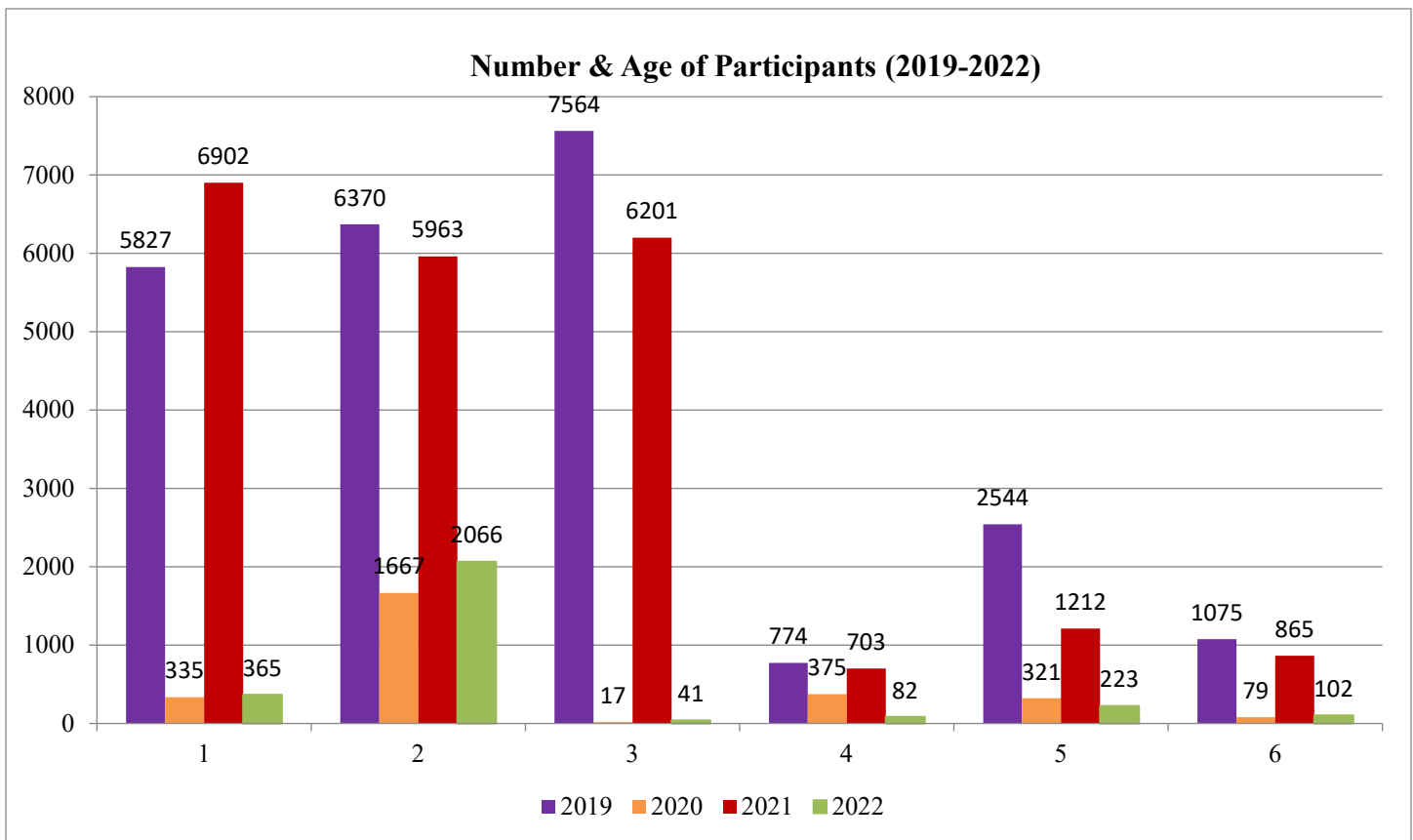
of Events **13**

of Attendees **136**

Customer evaluations received = 0 Average score = 0.00

Outreach/Activity

- Certified 17 citizens in CPR/AED, including those from EMA and the Senior Center.
- Conducted 2 school visits.
- Held 4 station tours.
- Held discussion at the Pines regarding the Premise Alert Program.



Monthly Accomplishment Report

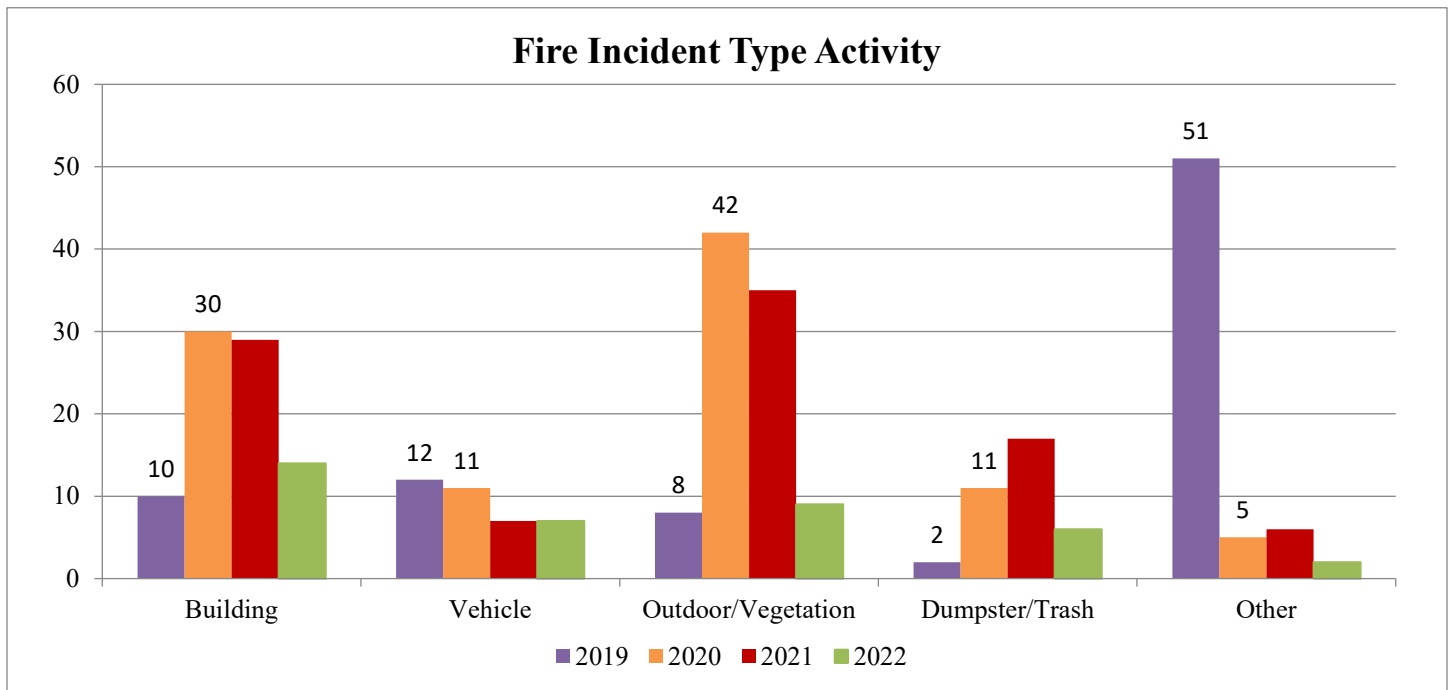
Month: July Year: 2022

2022 TRAINING SUMMARY - Training hours accumulated through July:

Fire Inspection – 22 Plan Reviews – 20.5 Public Education – 24 Fire Investigations – 67 Fire Marshal – 0

January	
28	NIFSB NFPA 13 Changes (virtual) 2.5 hours
February	
18	Cfitraner.net – Marianovich (3 hours)
18	Poison Control Seminar (1 hour) Calomino
March	
22-25	IFIA Combined Conference (45 hours) Lorendo & Calomino
April	
25-27	WCGFIT Fire Investigation Conference (64 Hours)
May	
20	NFPA 13D Major code changes (3 hours) Lorendo & Oftedahl
June	None
July	
21	High Piled Storage and NFPA 13 Requirements (12 hours) Lorendo & Oftedahl
August	
September	
October	
November	
December	

FIRE INVESTIGATIONS



Comments:

July Fire Incidents (NFIRS Incident Codes 100 – 173):

- 2 Dumpster
- 1 Bonfire/Leaves
- Outside Equipment
- Burnt food

July Fire Investigations:

- None

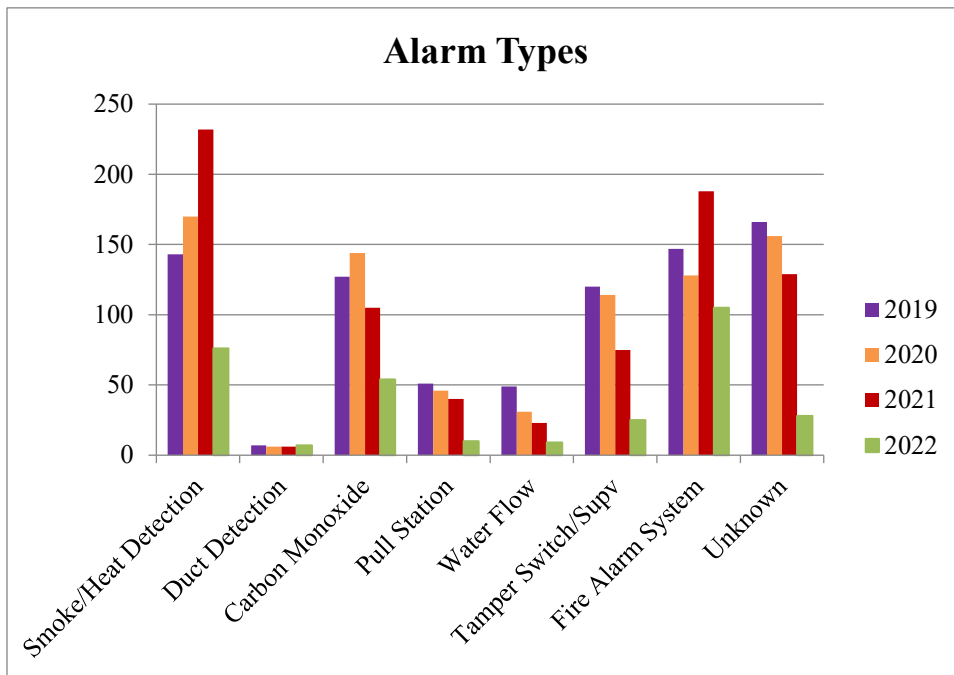
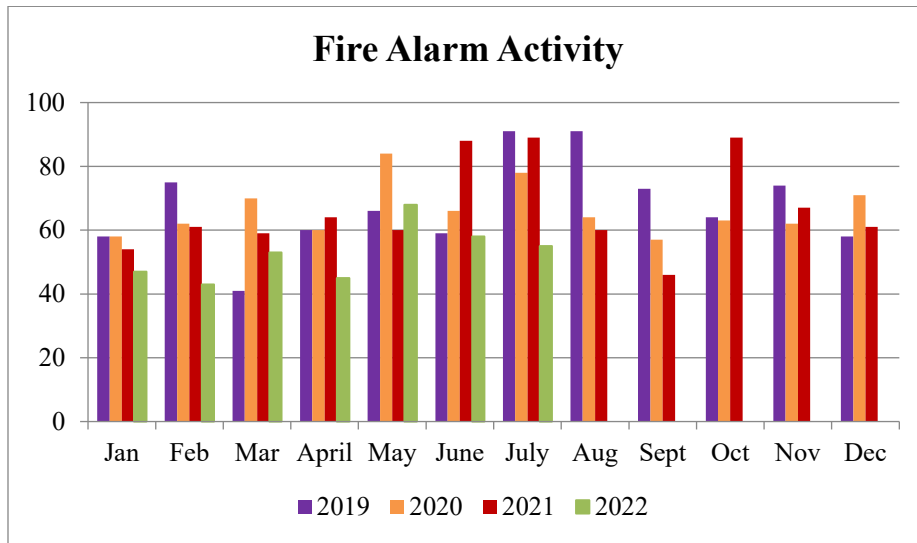
2022 Dollar Loss Estimates:

- \$ 158,750

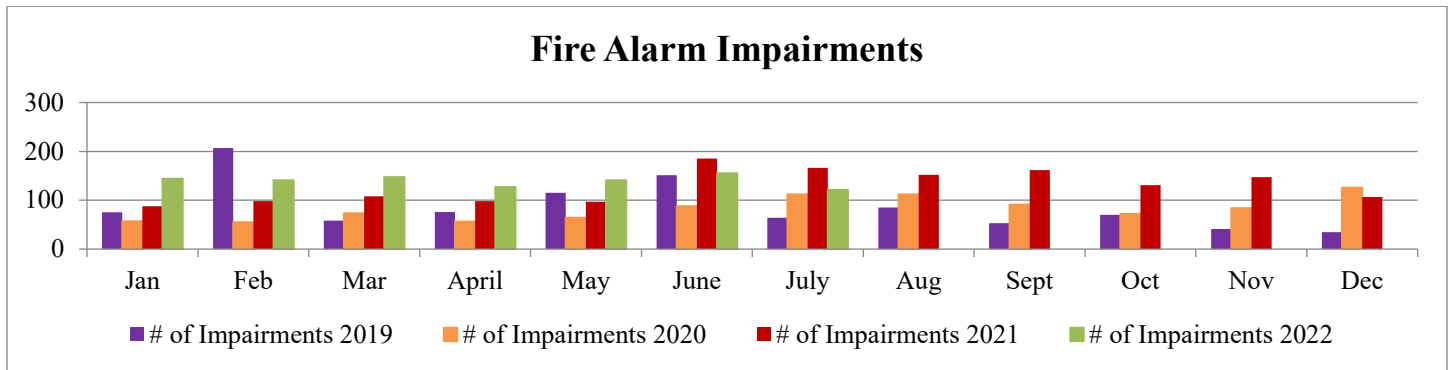
FIRE ALARM ACTIVITY

Number of Fire Department alarm responses in July:

- 55 Alarm responses.
- 10 carbon monoxide incidents.
- 28 Supervisory/Trouble alarms requiring an FD response.
- 121 fire alarm impairment visits.
- 3 Fox Valley work orders; 7 serviced batteries.



FIRE ALARM ACTIVATIONS; (cont.)



COMPLAINTS (0)

None