

TINLEY PARK FIRE PREVENTION

MONTHLY ACCOMPLISHMENTS

September 2021 – Noted Activity

- **Significant Events**
 - Completed 1-year of using *THE COMPLIANCE ENGINE*.
 - All inspection checklists have been uploaded into *MAINTSTAR*.
 - M. Boone, J. Hodge and H. Twomey attended *IFSAP* training on 9/23.
 - *Lorendo TASKFORCE* training on 9/08.
 - *Riordan IFIA Fire Investigator* training (*NFA 921*) on 9/24.
 - Year to date: 133 inspection questionnaires received; 4.95/5.00
- **Public Education/Community Outreach**
 - Open House conducted on 9/11.
 - Five *FIRECORPS* members assisted in Open House.
 - Conducted fire drills at all Tinley Park Schools.
- **Fire Inspection/Plan Review Services**
 - 106% of assigned inspections for August were completed. Assigned = 156; Actual = 166.
 - Correspondence turnaround time = 1.03 business days.
 - 463.75 hours dedicated to plan reviews for 2021.
 - Square footage in September = 3,536,638.
- **Top Violations in September** (total violations noted):
 - Fire Protection/Fire Alarm test documents = 29.
 - Exit signs/emergency lighting maintenance = 62.
 - Fire extinguisher maintenance = 14.
- **Fire Investigations**
 - 16707 Lakewood (09/19); deck fire



Property Owners Receiving Perfect Score on Fire Inspection

Business	Address
350 Brewing Company	7142-44 183rd Street
Amazing Smiles	16906 Oak Park Avenue
Athletico Sports Medicine & Physical Therapy	17837-39 80th Avenue
CDE Collision Damage Experts	7400 Duvan Drive
Chen's Restaurant	17855 80th Avenue
Christa McAuliffe School	8944 174th Street
Eggheadz	16952 Oak Park Avenue
Faith United Presbyterian Church	6200 167th Street
Frame Tech	7319 Duvan Drive
Galaxy Industrial Condos	18621-33 81st Avenue
Graphicsland	18621 81st Avenue
Grissom Middle School	17000 80th Avenue
Helen Keller School	7846 163rd Street
Hilda Walker Intermediate School	19900 80th Avenue
Intercontinental Real Estate	8420 171st Street
Joe Rizza GMC-Buick	8415 159th Street
John Bannes Elementary School	16835 Odell Avenue
John Kaczmarek	7320 Duvan Drive
Johnny's Body and Welding Shop	6525 Oak Forest Avenue
Kimberly Heights School	6141 Kimberly Drive
Lawn Tech, Ltd.	7320 Duvan Drive
Midland Products	18600 Graphics Court
Millennium School	17830 84th Avenue
Nick's Barbecue	16638 Oak Park Avenue
P.A.W.S.	8301 191st Street
Pat's Barber Shop	17451 Oak Park Avenue
Performance Chemical & Supply	18633 81st Avenue
Prairie View Middle School	8500 175th Street
Republic Bank	8420 171st Street
S & C Distribution Company	7221-25 Duvan Drive
School District 140 Administration Office	16931 Grissom Drive
School District 146 Garage	16660 66th Avenue
Service King	7300 Duvan Drive
Sleep Inn	18420 Spring Creek Drive
Southwest Chicago Christian School	17171 84th Avenue
St. Coletta's	8636 Raintree Road
Stromberg Allen & Company	18504 West Creek Drive, 100
Thornwood Park Lawn	9230 Thornwood Drive
Tinley Park Community Church	7939 167th Street

Monthly Accomplishment Report

Month: September Year: 2021

Tinley Park High School	6111 175th Street
Tinley Park Reformed Church	16530 Ridgeland Avenue
TPMCila Park Lawn Residential	17517 Mulberry Avenue
TPT-2 Cila - Park Lawn Residential Center	9100 Timberwood Lane
Tury's Tailor Creations	17451 Oak Park Avenue, 2
Vandenberg Funeral Home	17248 Harlem Avenue

Multi-Family Addresses

6533 173rd Place	7408-24 159th Street	17114 71st Avenue
6729 174th Place	7451-59 159th Street	17200 71st Avenue
7031 170th Street	7500-10 159th Place	17230 71st Court
7081 170th Street	7509-14 175th Street	17350 Ridgeland Avenue
7100 167th Street	7523-25 175th Street	17438 Ridgeland Avenue
7114 167th Street	7913 Paxton Avenue	17520 70th Court
7121 166th Street	7944 Paxton Avenue	17520 Ridgeland Avenue
7140 166th Street	15912-18 Centerway Walk	17521 71st Avenue
7151 170th Street	15921-27 Westway Walk	17535 Sandalwood Drive
7311 Sandalwood Drive	16600 Crescent Avenue	17612-18 71st Court
7321 Sandalwood Drive	16608 Crescent Avenue	17630-36 71st Court
7331 Sandalwood Drive	16725 Paxton Avenue	18112 66th Avenue
7351 Sandalwood Drive	16821 82nd Avenue	18136 66th Avenue
7407-15 159th Street	16824 82nd Avenue	18206 66th Avenue
		18212 66th Avenue

PERMIT PROCESS & PLAN REVIEWS

Plan Review Summary by Type

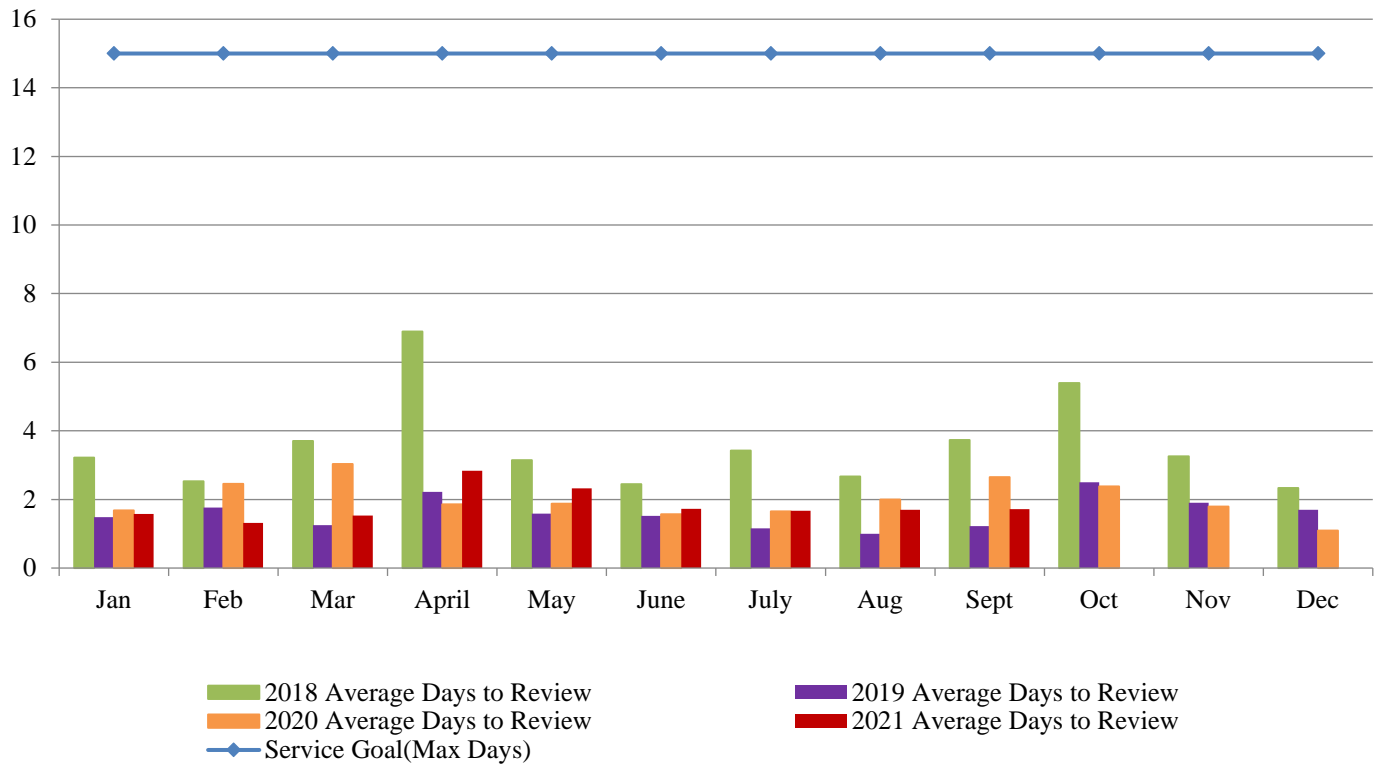
Plan Review Type	Jan	Feb	Mar	April	May	June	July	Aug	Sept	Oct	Nov	Dec	TOTAL
Commercial/Residential	24	19	26	35	35	25	21	21	41				247
Life Safety Systems	14	5	12	15	7	8	11	22	6				100
Pyrotechnic	0	0	0	0	0	1	0	1	3				5
Tent/Special Event	0	1	0	1	1	0	1	1	2				7
													359

Plan Review Activity	August	Year to Date
# of Plan Reviews	47	359
Avg. Review Time (days)	1.72	1.88
Total Hours Spent	57.50	403.00
Review	34.00	299.75
Administration	23.50	103.25

0 plan review sent to ICC 3 pyrotechnic displays

2 tent permit in for review 3 quick permits reviewed

Plan Review Turnaround (days)



PERMIT PROCESS & PLAN REVIEWS (cont.)

Permit Plan Review Summary by Occupancy, Square Footage and Time Reviewed

Occupancy Type/Hours	September	Total Year to Date
Assembly		
# square feet	514,400	1,100,714
# of hours	5	42
Education		
# square feet	0	217,175
# of hours	0	6.25
Factory		
# square feet	0	1,315,000
# of hours	0	7.5
Institutional		
# square feet	0	14,108
# of hours	0	1.5
Mercantile		
# square feet	134,736	1,206,042
# of hours	7	59.5
Residential		
# square feet	132,600	1,138,080
# of hours	8.5	75.25
Storage		
# square feet	30,000	1,492,085
# of hours	2.5	34
Miscellaneous		
# square feet	3,000	530,800
# of hours	0.5	7
Mixed Use		
# square feet	0	1,225,597
# of hours	0	18.5
Business		
# square feet	48,032	390,098
# of hours	10.5	98
TOTALS		
# square feet	862,768	8,629,699
#Hours	34	349.5

Monthly Accomplishment Report

Month: September Year: 2021

PERMIT PROCESS & PLAN REVIEWS (cont.)

Acceptance Testing

of acceptance tests 16
Scheduled/Completed in 3 business days (%) 100%

Customer evaluations received 1	Average score 5.00
---------------------------------	--------------------

MAJOR Errors = 0	MINOR Errors = 0
------------------	------------------

Customer Evaluation Comments: None

Outstanding Permits September: Not Available

Fire Alarm; 29
Fire Protection: 35

2021 Permit Fees & Installation Cost (through September)

	# of Permits	Permit Fees	Installation Cost
Fire Alarm	56	\$16,470	\$801,104
Fire Protection	52	\$23,239	\$953,756
New Construction Fees			
Inspection		\$375	
Plan Review		\$0	

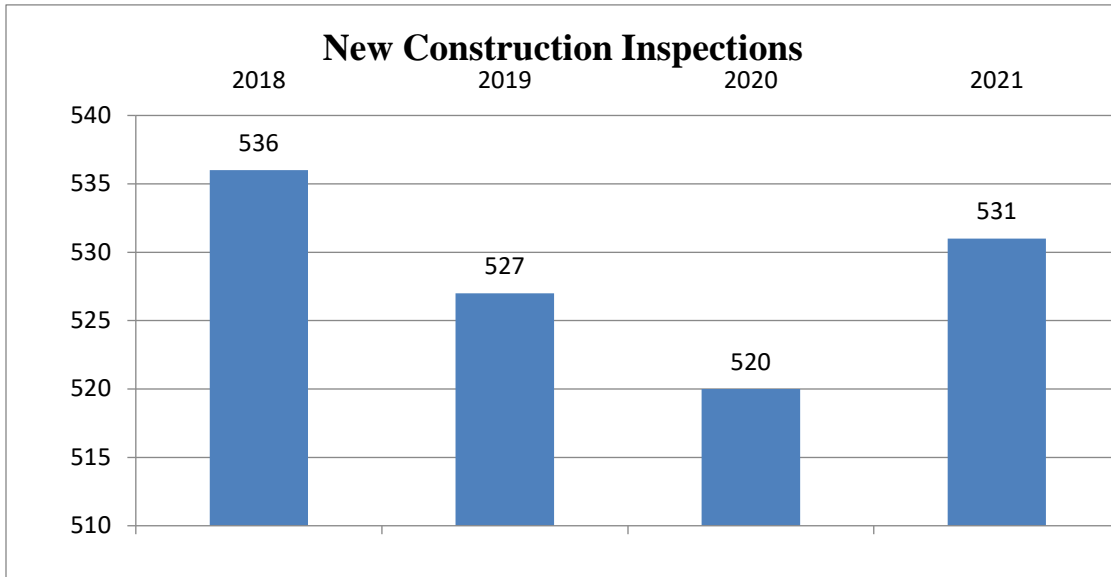
Plan Reviews Requiring Additional Information (3):

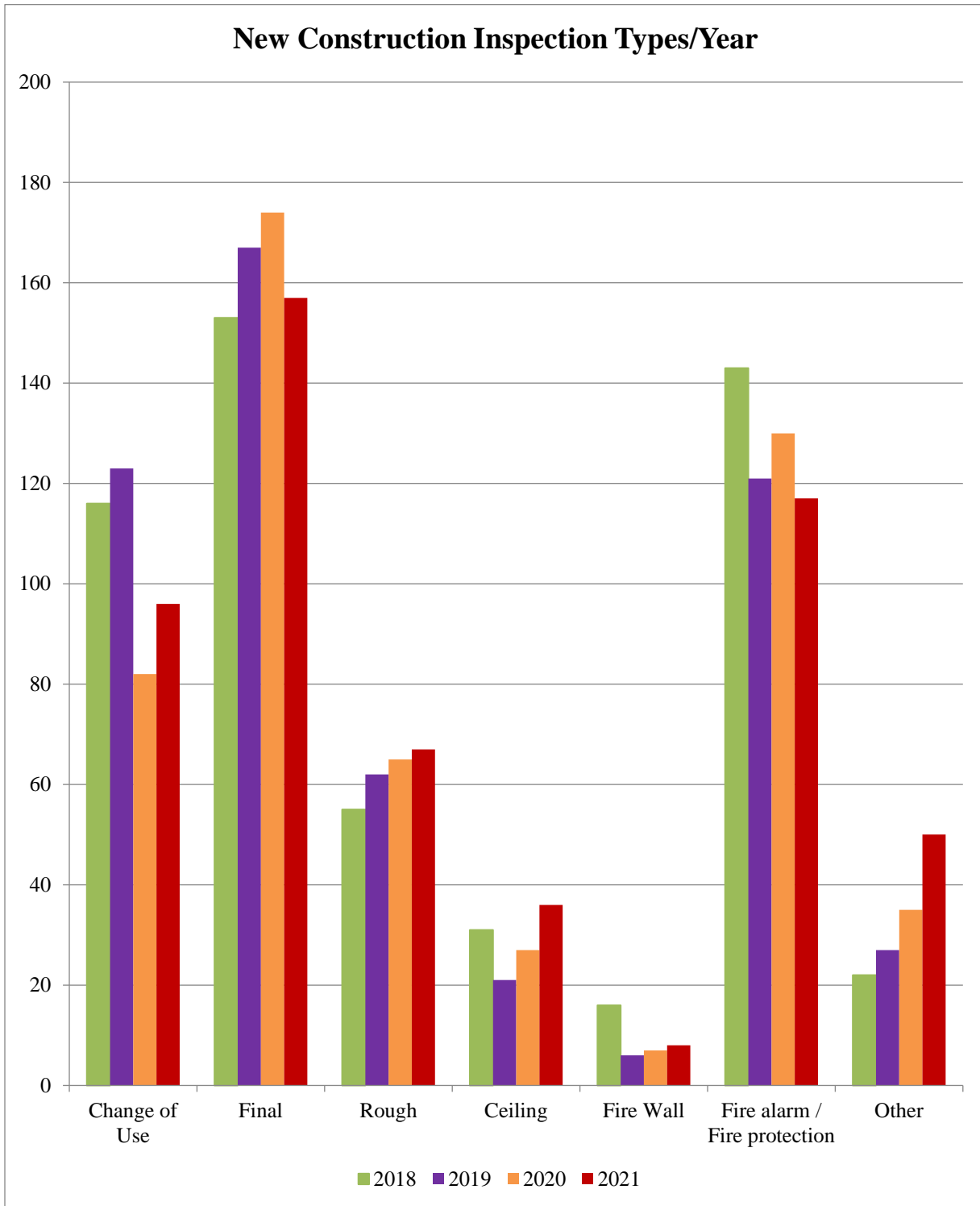
15933 159th Street – Fire Protection Permit & Plans submitted with wrong address
18534 81 Avenue - Racking permit; fire sprinkler evaluation required.
6851 W. 167 Street; Fire Alarm needs to be designed per Ill Acc. Code

NEW CONSTRUCTION INSPECTIONS

67 New Construction inspections completed in September.

57% of completed inspections did not generate any violations/corrective actions.





FIRE INSPECTIONS

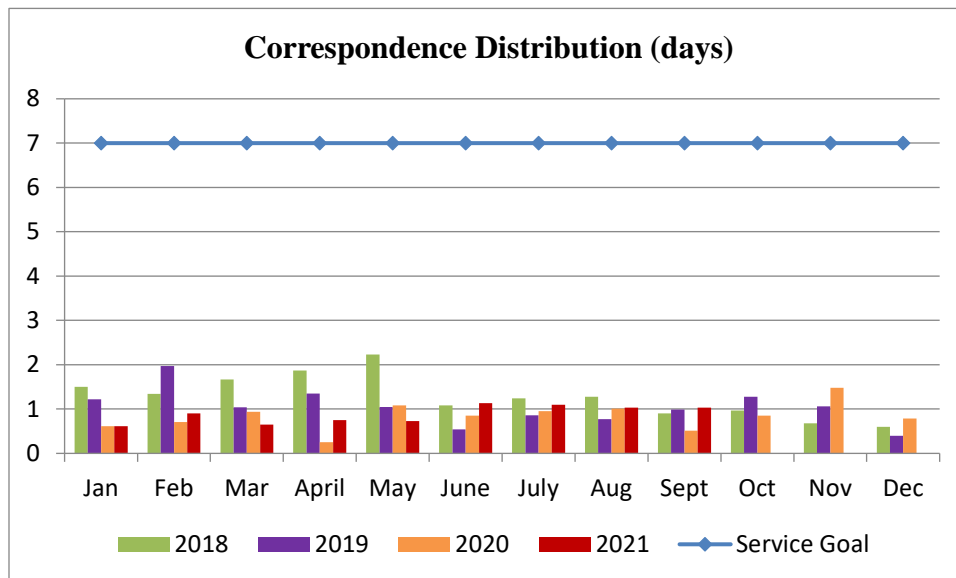
Monthly Accomplishment Report

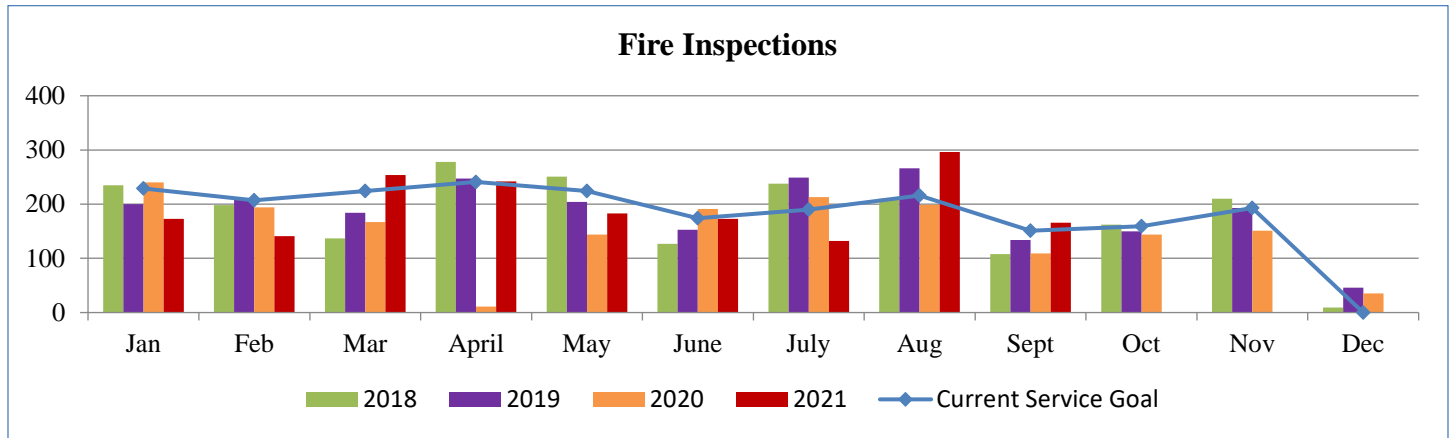
Month: September Year: 2021

# Special Inspections	2 (Event Inspections, temporary structures, vacant structures)
Internal Report Reviews	44
Field Evaluations	0
Post Inspection Evaluations	0
Correspondence Distribution	1.03 days
Correspondence >7 days	0

Customer evaluations received = 24	Average score = 4.98
MAJOR Errors = 0	MINOR Errors = 0

Customer Evaluation Comments: NONE





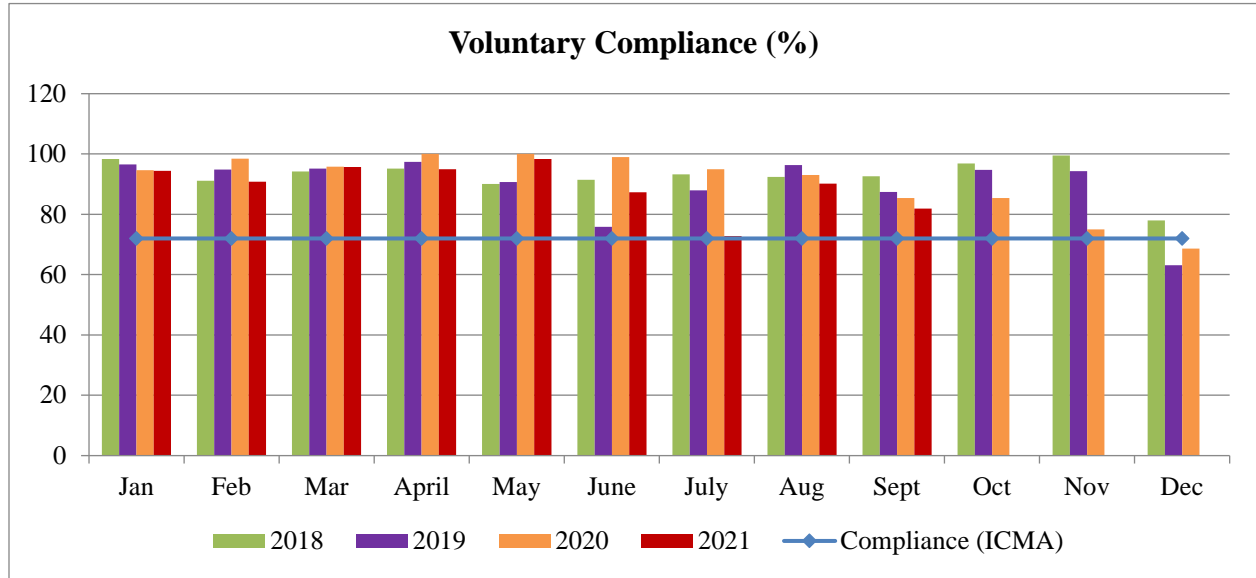
FIRE INSPECTIONS

- *Expected inspections for the month of September service goal = 156; actual = 166.*
- *Total square footage inspected through September 30, 2021 = 21,690,507.*

FIRE INSPECTION VIOLATION SUMMARY

18.1% of all September inspections generated a citation to appear in court.

53% of all September inspections did not generate any violations.



Fire Prevention is now tracking compliance of noted violations that are not scheduled for a court appearance. The Benchmark was established using ICMA's FY2011Data Report, Chapter Code Enforcement. The benchmark figure of 72.1% compliance was based on enforcement data gathered from community populations ranging from 25,000-100,000. Data excludes noted violations for upgrades to required fire protection systems as a result in property transactions/change of occupancy use.

PUBLIC EDUCATION

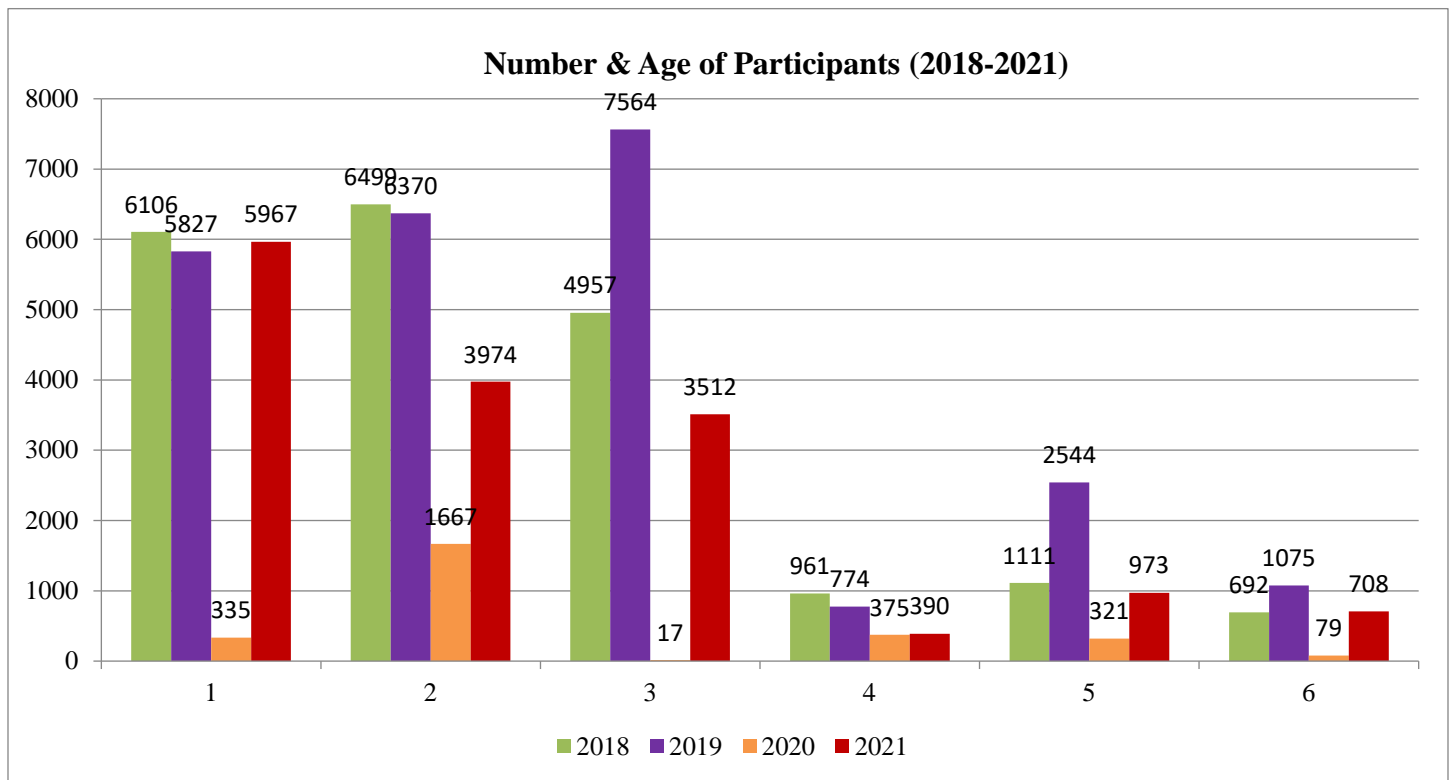
of Events **26**

of Attendees **7,242**

Customer evaluations received = 3 Average score = 4.93

Outreach/Activity

- Evacuation drill conducted at all Tinley Park Schools.
- Open House held on September 11, 2021.
- Five FIRECORPS member assisted in Open House Activities.
- School visits in schools for Fire Prevention Week.



Monthly Accomplishment Report

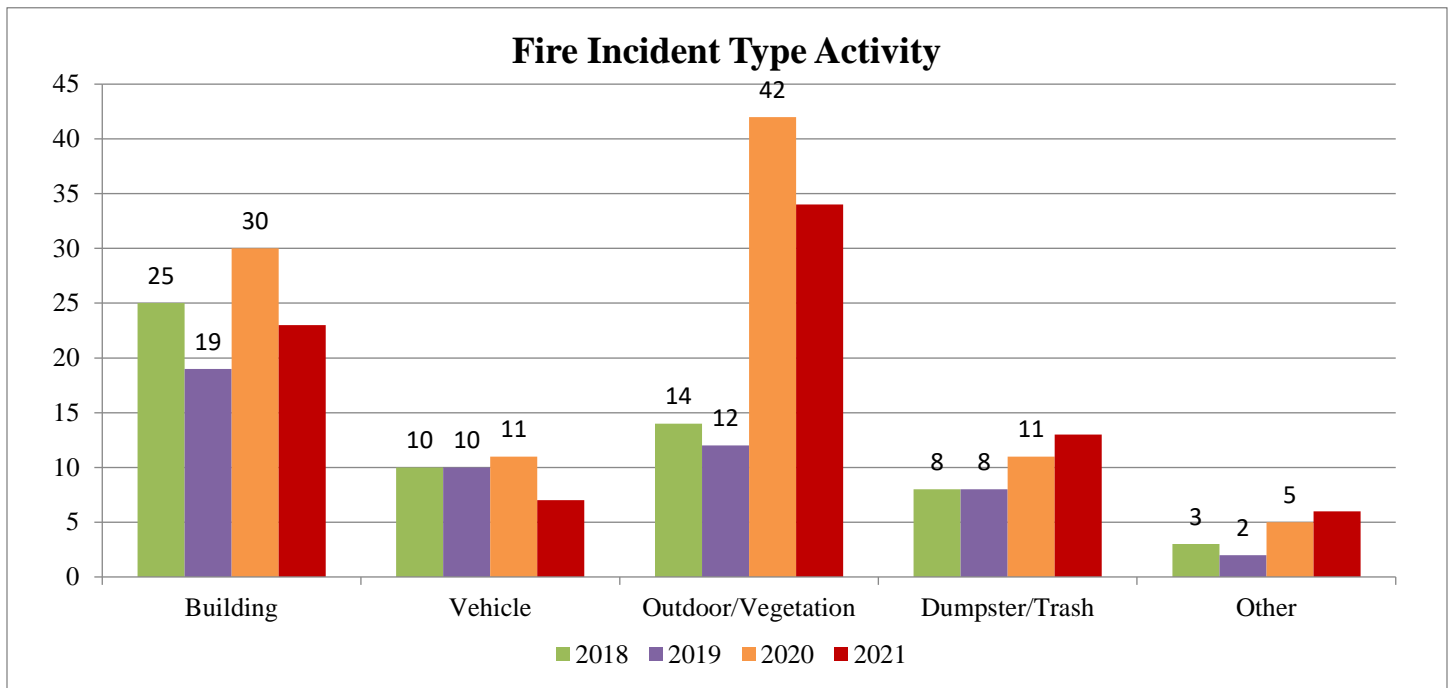
Month: September Year: 2021

2021 TRAINING SUMMARY - Training hours accumulated through September:

Fire Inspection – 109 Plan Reviews – 11 Public Education – 9 Fire Investigations – 2 Fire Marshal – 3

January	
11	Pete Marianovich – Occupant Load (4 hours).
13	Pete Marianovich – Occupant Load (4 hours).
15	Pete Marianovich – Occupant Load (4 hours).
22	Dan Riordan – NFSA Fire Sprinklers in Storage Occupancies – Online (3 hours).
February	
10	Pete Marianovich – Occupant Load (3 hours).
17	Steve Lorendo/Dan Riordan Maintaining Protection of Gypsum Assemblies (1 hour each).
19	Pete Marianovich – Occupant Load (2 hours).
March	
1	Steve Lorendo/Dan Riordan Sound Off Meeting with FEMA (4.5 hours each).
22-26	Lorendo, Marianovich, Riordan attended IFIA annual conference (15 hours).
April	
23	Riordan Virtual training IFIA Tents/Amusement Rides.
May	
12	Riordan attended Taskforce training; Case Management.
13	Lorendo/Riordan attended IFIA/OSFM Pyrotechnic training.
14	Fire Inspector training/meeting
June	
3	Hoogervorst attended Public School Inspector Class (Tier 1 Qualified Fire Official) webinar.
3,10,17,24	Lt.'s French and Hickey attended 40-hour OSFM Fire Inspector II class.
July	
	NO TRAINING LOGGED
August	
22	Pete Marianovich – Occupant load
September	
8	Lorendo TASKFORCE fire investigation training
23	Boone, Hodge, Twomey to IFSAP training
24	Riordan IFIA Fire Investigation Training NFPA 921
October	
November	
December	

FIRE INVESTIGATIONS



Comments:

September Fire Incidents (NFIRS Incident Codes 100 – 173):

- 2 Dumpster/Trash.
- 5 Mulch/woodland fires.
- 1 Structure fires.

September Fire Investigations:

- 16707 Lakewood (deck fire).

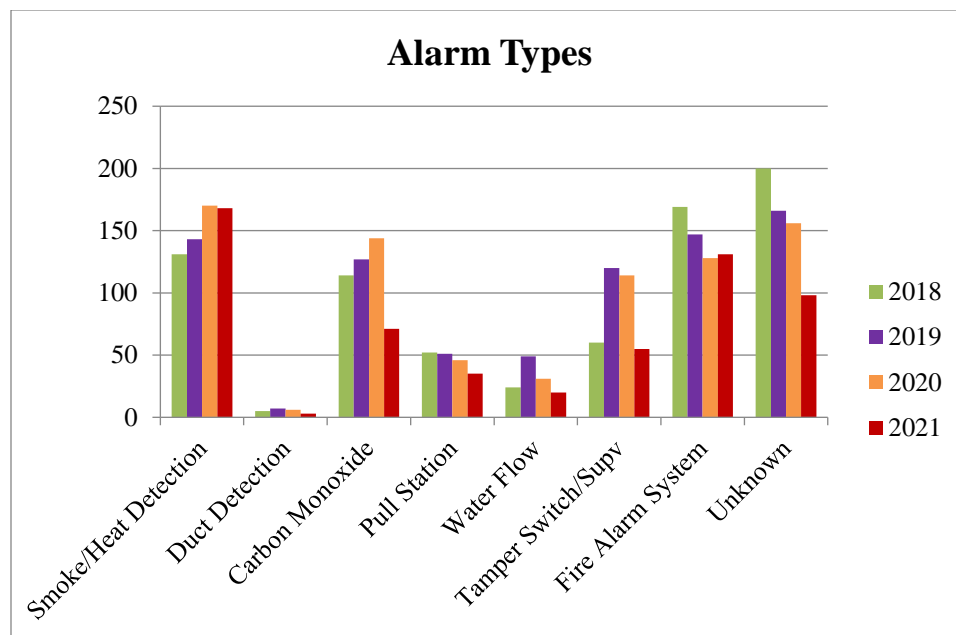
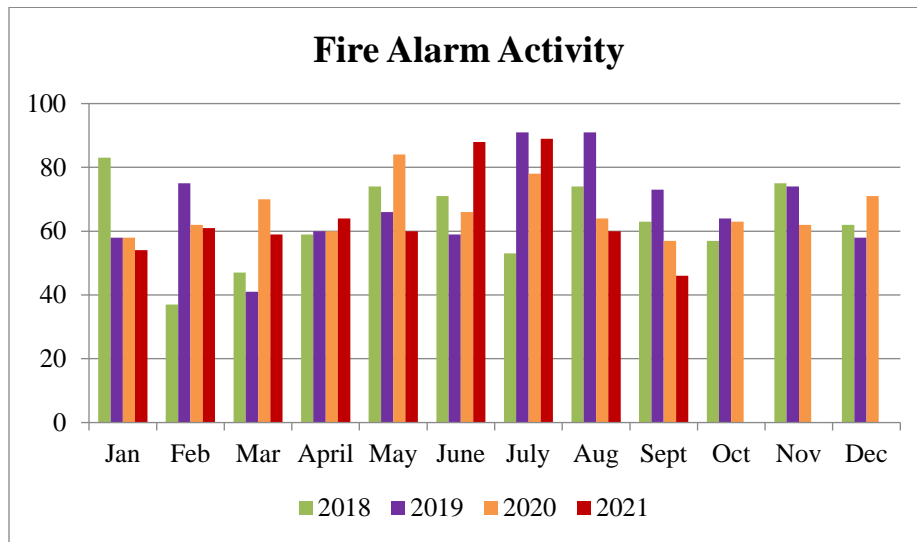
2021 Dollar Loss Estimates:

- \$1,705,630

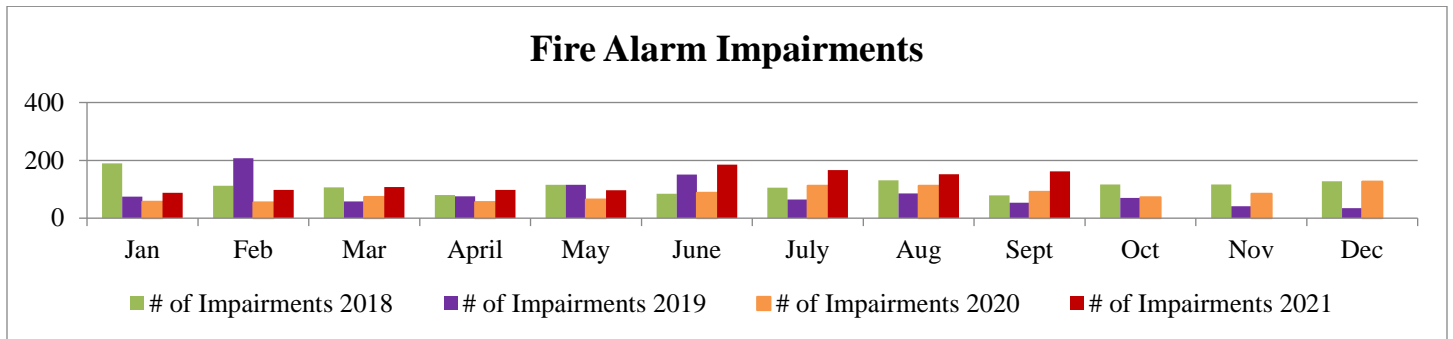
FIRE ALARM ACTIVITY

Number of Fire Department alarm responses in September:

- 54 Alarm responses.
- 8 carbon monoxide incidents.
- 46 Supervisory/Trouble alarms requiring an FD response.
- 162 fire alarm impairment visits.
- 2 Fox Valley work orders; 10 serviced batteries.



FIRE ALARM ACTIVATIONS; (cont.)



COMPLAINTS (2)

- Complaint was made that there was opening burning located at 17368 70th Ave. Upon arrival there was no one present and the fire pit was not in use.
- Complaint was made by a resident at Edenbridge apartments (18100-02 66th Court) that the elevators were out of service. Fire Prevention spoke to Darlene, the manager, and it was found that the elevators were being updated to the current code one at a time. Unfortunately, as the elevator was being updated, the adjacent elevator broke. Management staff is getting the elevator in service asap.