

# TINLEY PARK FIRE PREVENTION

## MONTHLY ACCOMPLISHMENTS

*October 2021 – Noted Activity*

- **Significant Events**
  - *Radio transmitter maintenance; 120 fire alarm radios have been inspected.*
  - *Brett Oftedahl completed his OSFM Inspector II certificate.*
  - *Poster Contest Breakfast held on October 23.*
  - *Babysitting Safety Class held on October 15.*
  - *Riordan IFIA Cannabis facility training on October 22.*
  - *Year to date: 133 inspection questionnaires received; 4.95/5.00*
- **Public Education/Community Outreach**
  - *Babysitting Safety Class held on October 15 with eight participants.*
  - *Poster Contest Breakfast held for Fire Prevention Poster Winners at Station 47 on October 23.*
  - *Three FIRECORPS members assisted at Poster Contest Breakfast.*
  - *Third Grade Program began in all Tinley Park elementary schools.*
- **Fire Inspection/Plan Review Services**
  - *88% of assigned inspections for October were completed. Assigned = 159; Actual = 140.*
  - *Correspondence turnaround time = 1.09 business days.*
  - *507.25 hours dedicated to plan reviews for 2021.*
  - *Square footage in October = 2,755,145*
- **Top Violations in October** (total violations noted):
  - *Fire Protection/Fire Alarm test documents = 23.*
  - *Exit signs/emergency lighting maintenance = 44.*
  - *Fire extinguisher maintenance = 20.*
- **Fire Investigations**
  - *7951 Lakeside Drive*



**Property Owners Receiving Perfect Score on Fire Inspection**

<b>Business</b>	<b>Address</b>
8201 T Cross LLC	8201 183rd Street
Allstate Rubber & Tools	8201 183rd Street, M
Anvil International	7979 183rd Street, D
Bethshan Association	17760 Iroquois Trace
Bethshan Association - Goesel CILA	18124 Goesel Drive
Bill Pattara State Farm	7529 183rd Street
Calvary Baptist Church	17430 94th Avenue
Carey's Heating Air Conditioning, Inc.	8201 183rd Street, B
Chicago Center for Sports Medicine	7543 183rd Street
Climate Zone	7307 Duvan Drive, A
Comcast Cable Communications, Inc.	8101 183rd Street
Donne Insurance Group, Inc.	7777 159th Street, B
Dr. Villalobos	7777 159th Street, D
EOS CCA	8201 183rd Street, HIJ
Extancia Executive Center 1	7529-43 183rd Street
Hampton Inn	18501 North Creek Drive
HP Products	7979 183rd Street, ABC
Janus Properties, LLC	7601-13 185th Street
Lansing Building Products	7979 185th Street, D
Lewis Paper	18608 81st Avenue
LeZara Company LLC / EZ Recycling	7307 Duvan Drive, B
Mars Equities Inc.	18450-64 West Creek Drive
Mercury Business Building 4	18520-10 81st Avenue
Met Life	16575 Oak Park Avenue, 200/230
Mood Swings Hair Bar	16543 Oak Park Avenue
MVP Fire Systems	8201 183rd Street, D
NAI Hiffman	7950 185th Street
NAI Hiffman	7979 183rd Street
Nelson Stud Welding	18601 Graphics Court
Nick's Embroidery	18520-22 81st Avenue
Northern Illinois Fire Sprinkler Advisory Board	7605 185th Street
Orland Toyota	8505 159th Street
Orland Toyota East	8485 159th Street
Prairie State Gaming	7307 Duvan Drive
R.G. Riley & Sons, Inc.	17700 Duvan Drive
Seeco Consultants	18601-51 Graphics Court
Soundgrowler Brewing Company	8201 183rd Street, P
Stacks	7164 183rd Street

## Monthly Accomplishment Report

Month: October Year: 2021

---

Storage	7309 Duvan Drive
The Fastenal Company	18450 West Creek Drive
Tinley Park Roller Rink	17658 Oak Park Avenue
Tinley Woods Surgery Center	18200 LaGrange Road
Trend Setters College of Cosmetology	18454-58 West Creek Drive

### Multi-Family Addresses

16601 Jean Lane	16814 81st Avenue	17814 Oak Park Avenue
16627 Jean Lane	17254 71st Court	18106 66th Avenue
16639 Jean Lane	17300 Ridgeland Avenue	18218 66th Avenue
16716-18 Gentry Lane	17421 70th Avenue	7120 Laverne Lane
16719-21 Lakewood Drive	17532 70th Court	7132 166th Street
16725 Lakewood Drive	17812 Oak Park Avenue	7301 Sandalwood Drive

**PERMIT PROCESS & PLAN REVIEWS**

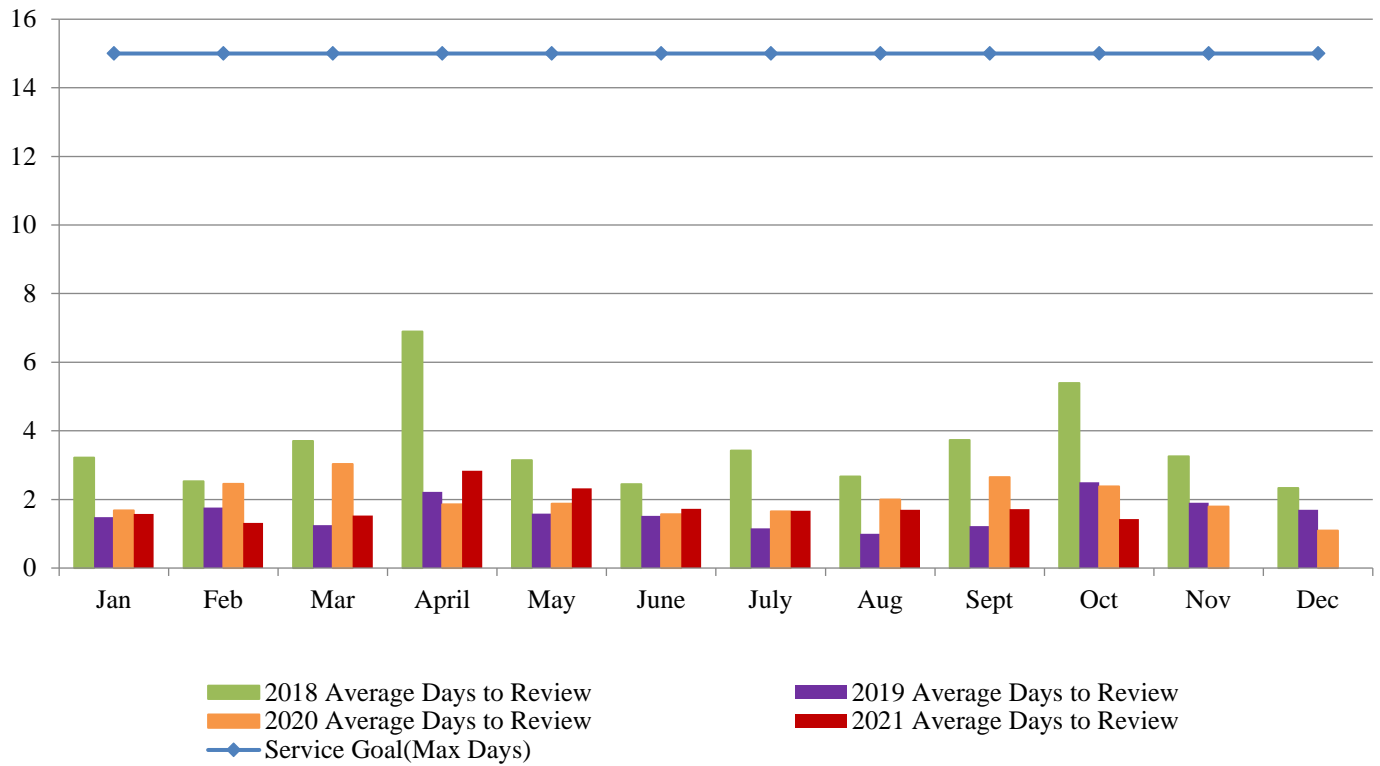
**Plan Review Summary by Type**

<b>Plan Review Type</b>	Jan	Feb	Mar	April	May	June	July	Aug	Sept	Oct	Nov	Dec	<b>TOTAL</b>
<b>Commercial/Residential</b>	24	19	26	35	35	25	21	21	41	40			<b>287</b>
<b>Life Safety Systems</b>	14	5	12	15	7	8	11	22	6	7			<b>107</b>
<b>Pyrotechnic</b>	0	0	0	0	0	1	0	1	3	0			<b>5</b>
<b>Tent/Special Event</b>	0	1	0	1	1	0	1	1	2	0			<b>7</b>
													<b>406</b>

<b>Plan Review Activity</b>	<b>October</b>	<b>Year to Date</b>
<b># of Plan Reviews</b>	47	406
<b>Avg. Review Time (days)</b>	1.43	1.83
<b>Total Hours Spent</b>	37.5	446.5
<b>Review</b>	37.50	337.25
<b>Administration</b>	6.00	109.25

*1 plan review sent to ICC      0 pyrotechnic displays*  
*0 tent permit in for review      4 quick permits reviewed*

Plan Review Turnaround (days)



PERMIT PROCESS & PLAN REVIEWS (cont.)

Permit Plan Review Summary by Occupancy, Square Footage and Time Reviewed

Occupancy Type/Hours	October	Total Year to Date
<b>Assembly</b>		
# square feet	18,890	1,119,694
# of hours	6	48
<b>Education</b>		
# square feet	0	217,175
# of hours	0	6.25
<b>Factory</b>		
# square feet	0	1,315,000
# of hours	0	7.5
<b>Institutional</b>		
# square feet	70,000	84,108
# of hours	1.5	3
<b>Mercantile</b>		
# square feet	54,548	1,260,590
# of hours	2	61.5
<b>Residential</b>		
# square feet	79,864	1,217,944
# of hours	11	86.25
<b>Storage</b>		
# square feet	50,700	1,542,785
# of hours	3.5	37.5
<b>Miscellaneous</b>		
# square feet	0	530,800
# of hours	0	7
<b>Mixed Use</b>		
# square feet	0	1,225,597
# of hours	0	18.5
<b>Business</b>		
# square feet	36,760	426,858
# of hours	13.5	111.5
<b>TOTALS</b>		
# square feet	310,852	8,940,551
#Hours	37.5	387

# Monthly Accomplishment Report

Month: October Year: 2021

## PERMIT PROCESS & PLAN REVIEWS (cont.)

### Acceptance Testing

# of acceptance tests 11  
Scheduled/Completed in 3 business days (%) 100%

Customer evaluations received 1	Average score 5.00
---------------------------------	--------------------

MAJOR Errors = 0	MINOR Errors = 0
------------------	------------------

Customer Evaluation Comments: None

### Outstanding Permits October:

Fire Alarm; 26  
Fire Protection: 13

### 2021 Permit Fees & Installation Cost (through October)

	# of Permits	Permit Fees	Installation Cost
<b>Fire Alarm</b>	59	\$17,295	\$822,110
<b>Fire Protection</b>	56	\$134,050	\$1,087,806
<b>New Construction Fees</b>			
<b>Inspection</b>		\$375	
<b>Plan Review</b>		\$0	

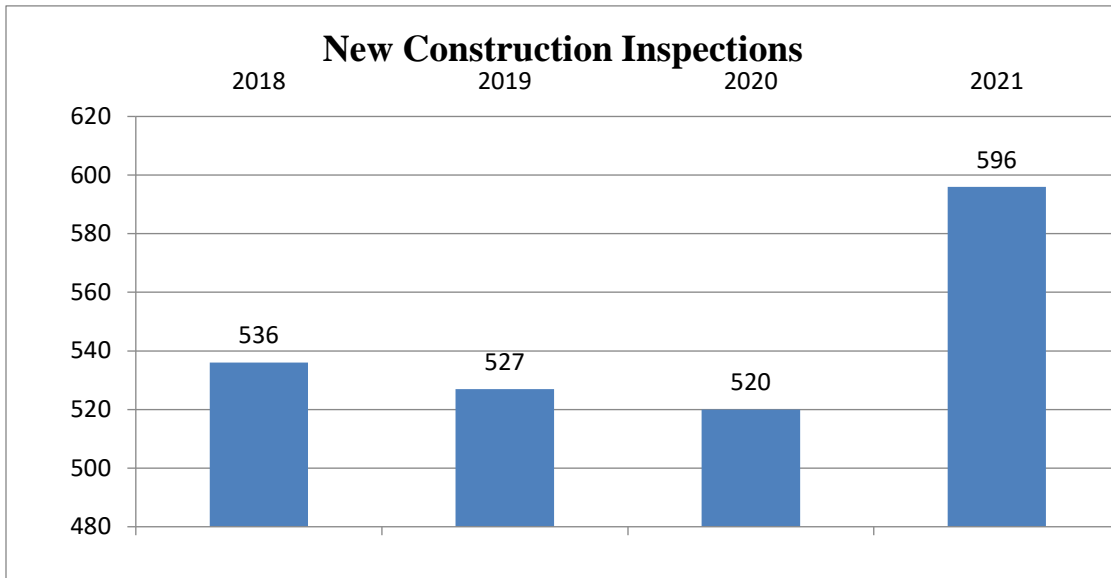
### Plan Reviews Requiring Additional Information (3):

7228 191<sup>st</sup> Street – No permit application

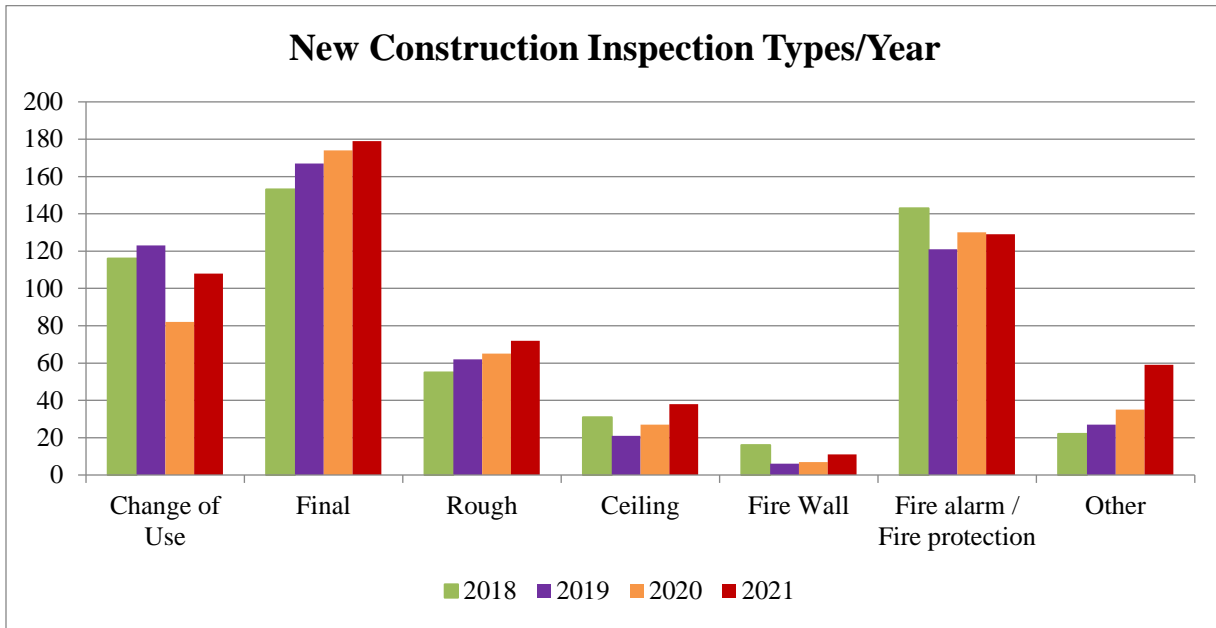
**NEW CONSTRUCTION INSPECTIONS**

*65 New Construction inspections completed in October.*

*50% of completed inspections did not generate any violations/corrective actions.*





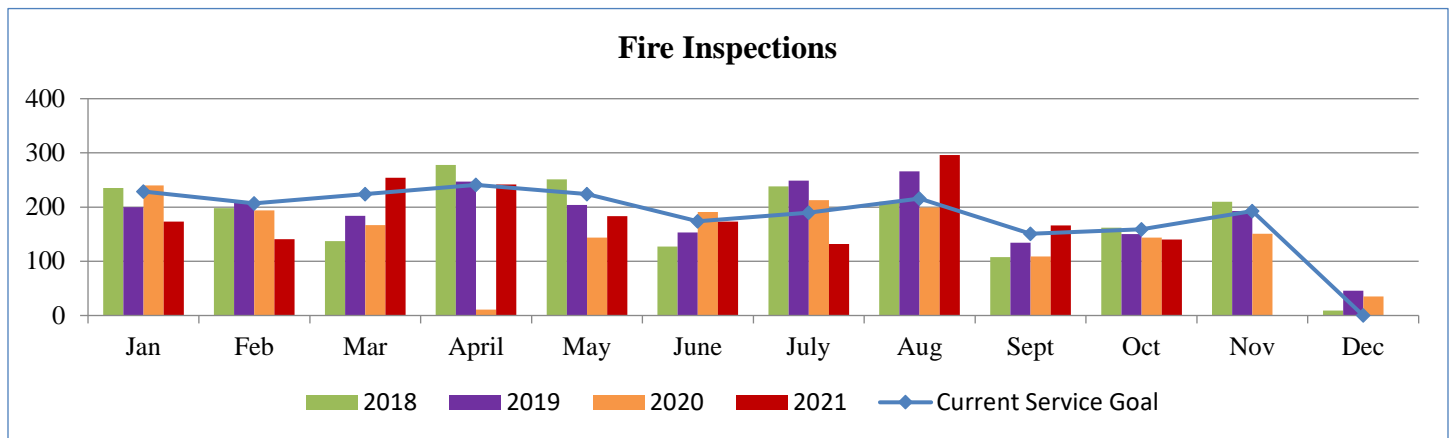
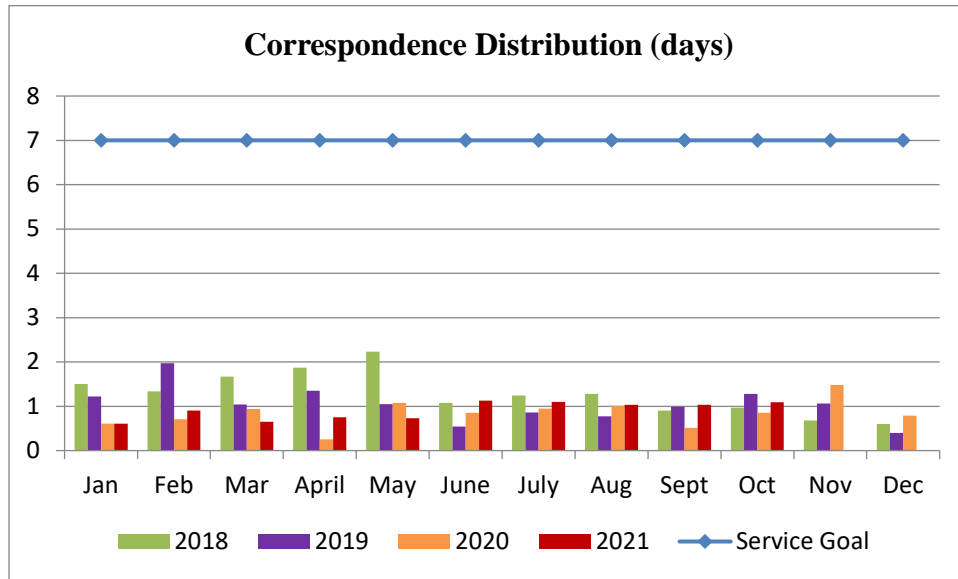


**FIRE INSPECTIONS**

# Special Inspections	2 (Event Inspections, temporary structures, vacant structures)
Internal Report Reviews	0
Field Evaluations	0
Post Inspection Evaluations	0
Correspondence Distribution	1.09 days
Correspondence >7 days	0

Customer evaluations received = 3	Average score = 4.47
<b>MAJOR</b> Errors = 0	<b>MINOR</b> Errors = 0

**Customer Evaluation Comments:** Quit being so picky. Inspectors should take previous history into account. Always looking to write you up for minor infractions.



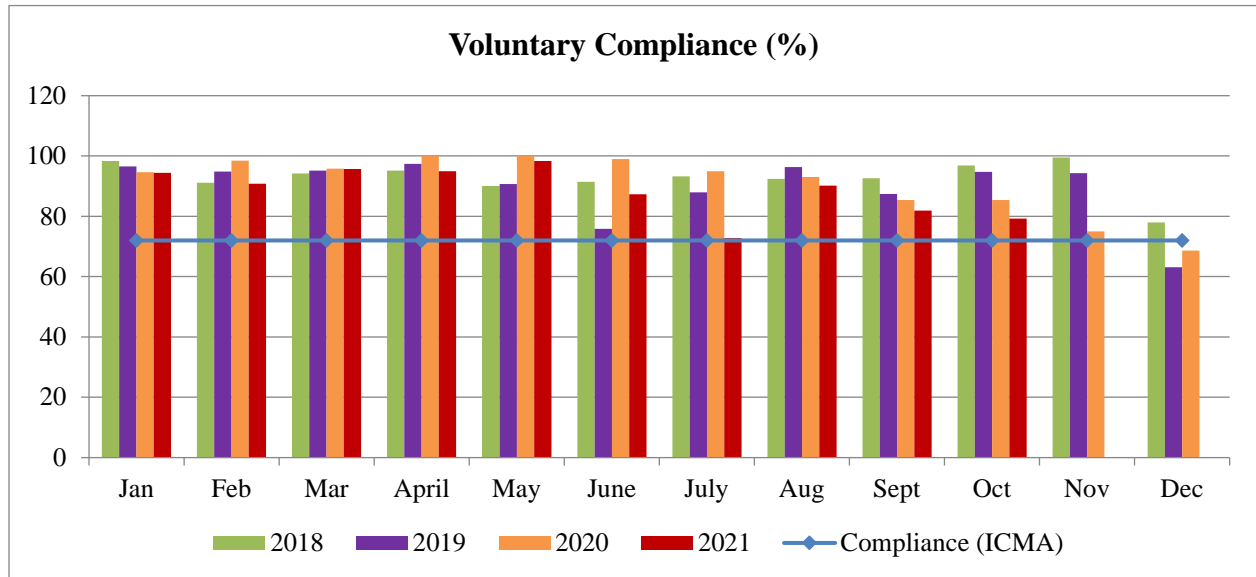
**FIRE INSPECTIONS**

- *Expected inspections for the month of October service goal = 159; actual = 140.*
- *Total square footage inspected through October 31, 2021 = 24,445,652.*

**FIRE INSPECTION VIOLATION SUMMARY**

*20.7% of all October inspections generated a citation to appear in court.*

*43.6% of all October inspections did not generate any violations.*



Fire Prevention is now tracking compliance of noted violations that are not scheduled for a court appearance. The Benchmark was established using ICMA's FY2011Data Report, Chapter Code Enforcement. The benchmark figure of 72.1% compliance was based on enforcement data gathered from community populations ranging from 25,000-100,000. Data excludes noted violations for upgrades to required fire protection systems as a result in property transactions/change of occupancy use.

**PUBLIC EDUCATION**

# of Events **32**

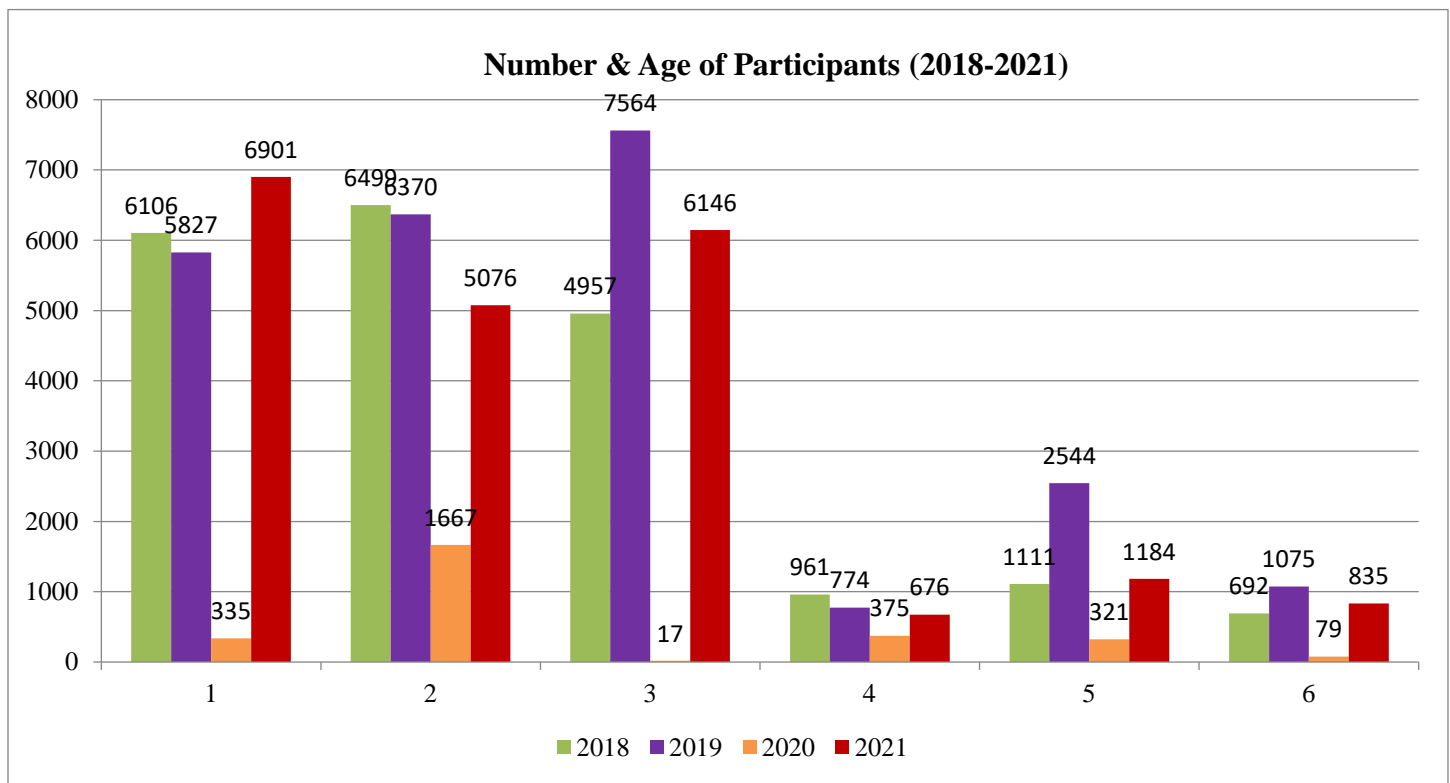
# of Attendees **5,294**

Customer evaluations received = 4

Average score = 5.00

**Outreach/Activity**

- Babysitting Safety Class held on Friday, October 15.
- Fire Prevention Poster Contest Breakfast held on Saturday, October 23 at Station 47.
- Three FIRECORPS member assisted in Poster Contest Breakfast.
- School Visits concluded.
- Third Grade Program began in all Tinley Park elementary schools.



# Monthly Accomplishment Report

Month: October Year: 2021

## 2021 TRAINING SUMMARY - Training hours accumulated through October:

Fire Inspection – 111.5

Plan Reviews – 11

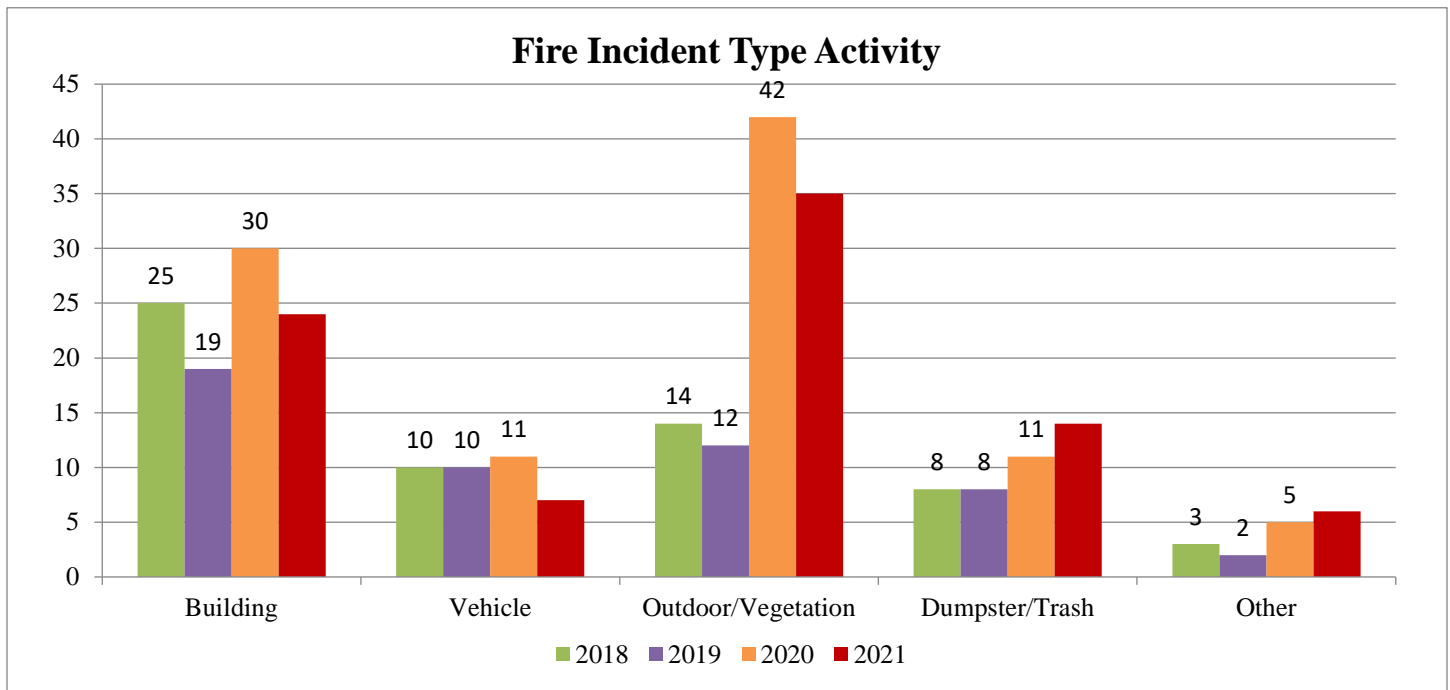
Public Education – 9

Fire Investigations – 2

Fire Marshal – 3

<b>January</b>	
11	Pete Marianovich – Occupant Load (4 hours).
13	Pete Marianovich – Occupant Load (4 hours).
15	Pete Marianovich – Occupant Load (4 hours).
22	Dan Riordan – NFSA Fire Sprinklers in Storage Occupancies – Online (3 hours).
<b>February</b>	
10	Pete Marianovich – Occupant Load (3 hours).
17	Steve Lorendo/Dan Riordan Maintaining Protection of Gypsum Assemblies (1 hour each).
19	Pete Marianovich – Occupant Load (2 hours).
<b>March</b>	
1	Steve Lorendo/Dan Riordan Sound Off Meeting with FEMA (4.5 hours each).
22-26	Lorendo, Marianovich, Riordan attended IFIA annual conference (15 hours).
<b>April</b>	
23	Riordan Virtual training IFIA Tents/Amusement Rides.
<b>May</b>	
12	Riordan attended Taskforce training; Case Management.
13	Lorendo/Riordan attended IFIA/OSFM Pyrotechnic training.
14	Fire Inspector training/meeting
<b>June</b>	
3	Hoogervorst attended Public School Inspector Class (Tier 1 Qualified Fire Official) webinar.
3,10,17,24	Lt.'s French and Hickey attended 40-hour OSFM Fire Inspector II class.
<b>July</b>	
	NO TRAINING LOGGED
<b>August</b>	
22	Pete Marianovich – Occupant load
<b>September</b>	
8	Lorendo TASKFORCE fire investigation training
23	Boone, Hodge, Twomey to IFSAP training
24	Riordan IFIA Fire Investigation Training NFPA 921
<b>October</b>	
22	IFIA Cannabis Production Facility/extraction
<b>November</b>	
<b>December</b>	

**FIRE INVESTIGATIONS**



**Comments:**

**October Fire Incidents (NFIRS Incident Codes 100 – 173):**

- 1 Dumpster/Trash.
- 1 Mulch/woodland fires.
- 1 Structure fires.

**October Fire Investigations:**

- 7951 Lakeside Drive

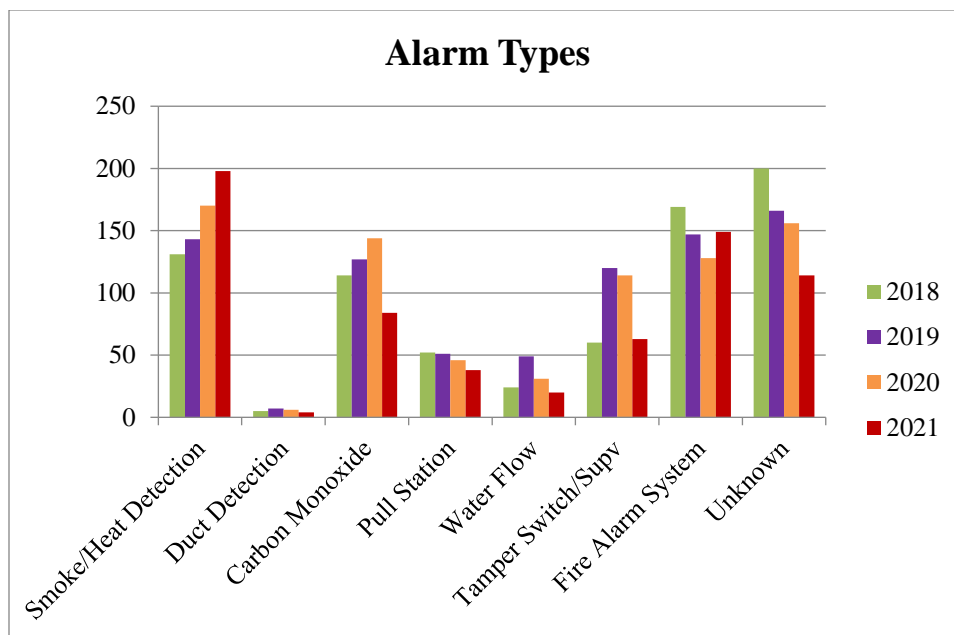
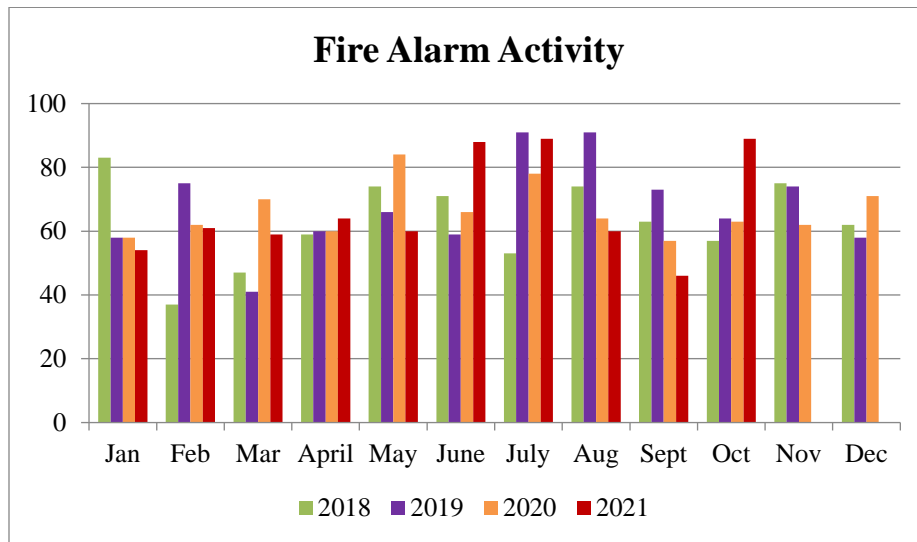
**2021 Dollar Loss Estimates:**

- \$1,805,630

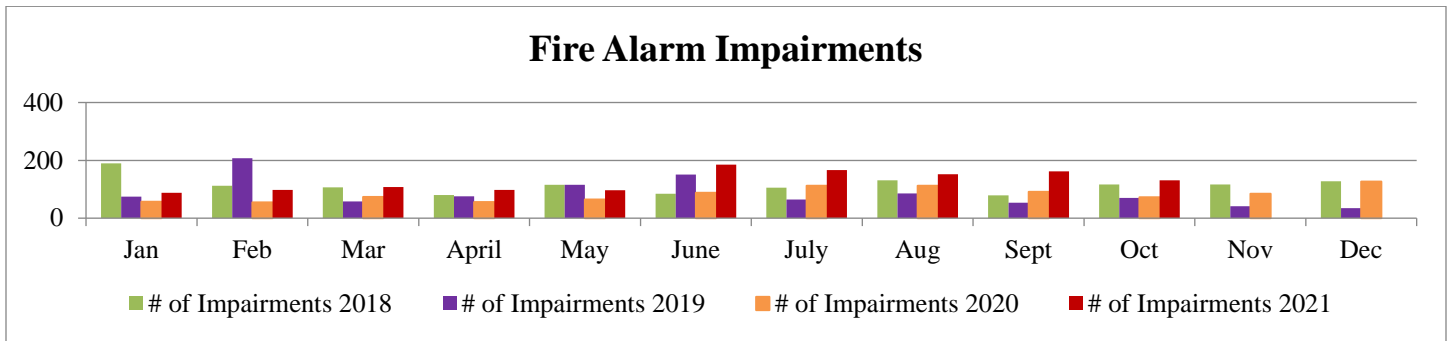
**FIRE ALARM ACTIVITY**

**Number of Fire Department alarm responses in October:**

- 89 Alarm responses.
- 13 carbon monoxide incidents.
- 34 Supervisory/Trouble alarms requiring an FD response.
- 131 fire alarm impairment visits.
- 1 Fox Valley work orders; 10 serviced batteries.



FIRE ALARM ACTIVATIONS; (cont.)





**COMPLAINTS (6)**

- Complaint was made about the shift crews' behavior on a fire alarm call at 18315 LaGrange Road on 10/1/21. Talked to manager and compliant was satisfied with response from fire department.
- Complaint was made about a fire inspector looking in closet during an inspection in the common hallway. Fire Chief explained it was not latched and was blocking the path of egress. Resident was satisfied with fire department response.
- Complaint was made at 18310 North Creek Drive that there was no panic hardware and were blocked. A follow up inspection was made and manager was told to fix situation.
- Follow-up inspection was made due to an on-going storage/egress situation at 16558 Crescent Ave.
- Complaint was made that a stove was not working at 17511 Ridgeland Ave. Caller was informed to call code enforcement.