

TINLEY PARK FIRE PREVENTION MONTHLY ACCOMPLISHMENTS

November 2021 – Noted Activity

- **Significant Events**
 - *Second Babysitting Safety Class held on November 12.*
 - *Lt. Kevin Hickey earned his Inspector I Certification from the Office of the State Fire Marshal.*
- **Public Education/Community Outreach**
 - *Third Grade educational program topic “Behavior of Fire, Rapid Spread of Heat and Smoke, Carbon Monoxide Alarms”*
 - *Second Babysitting Safety Class held on November 12 with nine participants.*
 - *Fire Engine Rides concluded for Fire Prevention Poster Winners.*
 - *Distributed holiday fire safety messages to all Churches/religious venues.*
 - *Began the “Keep the Wreath Red” Campaign.*
- **Fire Inspection/Plan Review Services**
 - *91% of assigned inspections for November were completed. Assigned = 193; Actual = 176.*
 - *Correspondence turnaround time = 1.01 business days.*
 - *542.25 hours dedicated to plan reviews for 2021.*
 - *Square footage in November = 2,421,838*
- **Top Violations in November** (total violations noted):
 - *Fire Protection/Fire Alarm test documents = 20.*
 - *Exit signs/emergency lighting maintenance = 44.*
 - *Fire extinguisher maintenance = 14.*
- **Fire Investigations**
 - *None*



Property Owners Receiving Perfect Score on Fire Inspection

Business	Address
Arsenal	17216 Oak Park Avenue
Betty's Bistro	15950-52 Harlem Avenue
Bremontowne Manor	16130 Oak Park Avenue
By Your Side, LLC	8200 185th Street, ABD
Chicagoland Cloud, LLC	16535 Oak Park Avenue
Ch-Town Harley	17801 LaGrange Road
Contempo Hair Salon	8021 183rd Street, C
Crack the Code Room Escape, Inc.	17208 Oak Park Avenue
Dairy Queen	15946 Harlem Avenue
Dr. Thomas John	16532 Oak Park Avenue, 201
Dr. Wayne Gedutis	16571 Oak Park Avenue
E. Anthony, Inc.	18521 Spring Creek Drive, E-F
Ed & Joe's Pizza	17332 Oak Park Avenue
Elite Cigars & Tobacco	8021 183rd Street, F
Expert Roofing & Siding, Inc.	16555 Oak Park Avenue
Hailstorm Brewing Company	8060-62 186th Street
Health PCP	8505 183rd Street, G
Hearts & Flowers, Inc.	8021 183rd Street, A
Joseph Rehabilitation Center	8556 Monaghan Drive
Liberty Graphics, Inc.	18625 West Creek Drive
Logan & Associates Counseling Services	16537 Oak Park Avenue
Metridea, Inc.	8064 186th Street
Minuteman Security Technologies	8200 185th Street, L
Neil D. Shere	16545 Oak Park Avenue
Network Real Estate Group, Inc.	7820 Graphics Drive, 107
Old Tinley Arms Condo Association	17208-16 Oak Park Avenue
PASS	17214 Oak Park Avenue
Performance Chemical & Supply, Inc.	18620 81st Avenue, B
Petsmart	7340 191st Street
Preet Beauties Day Spa	15948 Harlem Avenue
Pretty Little Dreams	16547-49 Oak Park Avenue
Seguin Services	17137 Oconto Avenue
Smooth & Spicy Spa	16575 Oak Park Avenue, #222
Speedway	8200 185th Street, E
Star Hospitality Management, Ltd.	16575 Oak Park Avenue, #205

Monthly Accomplishment Report

Month: November Year: 2021

Statewide Publishing	16571 Oak Park Avenue #102
Steiner Electric Company	18600 Northstar Ct.
The Bulow Group, Inc.	18521 Spring Creek Drive, B
Tinley Park Public Library	7851 Timber Drive
Top Driver Driving School	17210 Oak Park Avenue
TP Partnership	18521 Spring Creek Drive
Transplace	8505 183rd Street, H
Various	8200 185th Street G/H
Vascular Specialists, LLC	8505 183rd Street, A
Xtreme Fire Protection	8052 186th Street

Multi-Family Addresses

16546 Crescent Avenue	18124 Rita Road	6609 Oak Forest Avenue
16610 Theresa Lane	18130 66th Avenue	6613 Martin France Circle
16730 Paxton Avenue	18130-32 66th Ct.	6623 Oak Forest Avenue
16736 Paxton Avenue	18136 Rita Road	6624 Martin France Circle
16742 Paxton Avenue	18140-42 66th Ct.	7071 170th Street
16831 81st Avenue	18245 66th Ct.	7100 176th Street
17029 Grissom Drive	6401 175th Street	7111 166th Street
17224 66th Ct.	6402 175th Street	7139 Laverne Lane
17385 70th Avenue	6411 175th Street	7321-31 175th Street
17550-60 71st Ct.	6422 175th Street	7341 Sandalwood Drive
17816 Oak Park Avenue	6600 Martin France Circle	7787 Bristol Park Drive
18102 66th Ct.	6601 Martin France Circle	7791 Bristol Park Drive
18120-22 66th Ct.	6605 Oak Forest Avenue	8124 168th Place

PERMIT PROCESS & PLAN REVIEWS

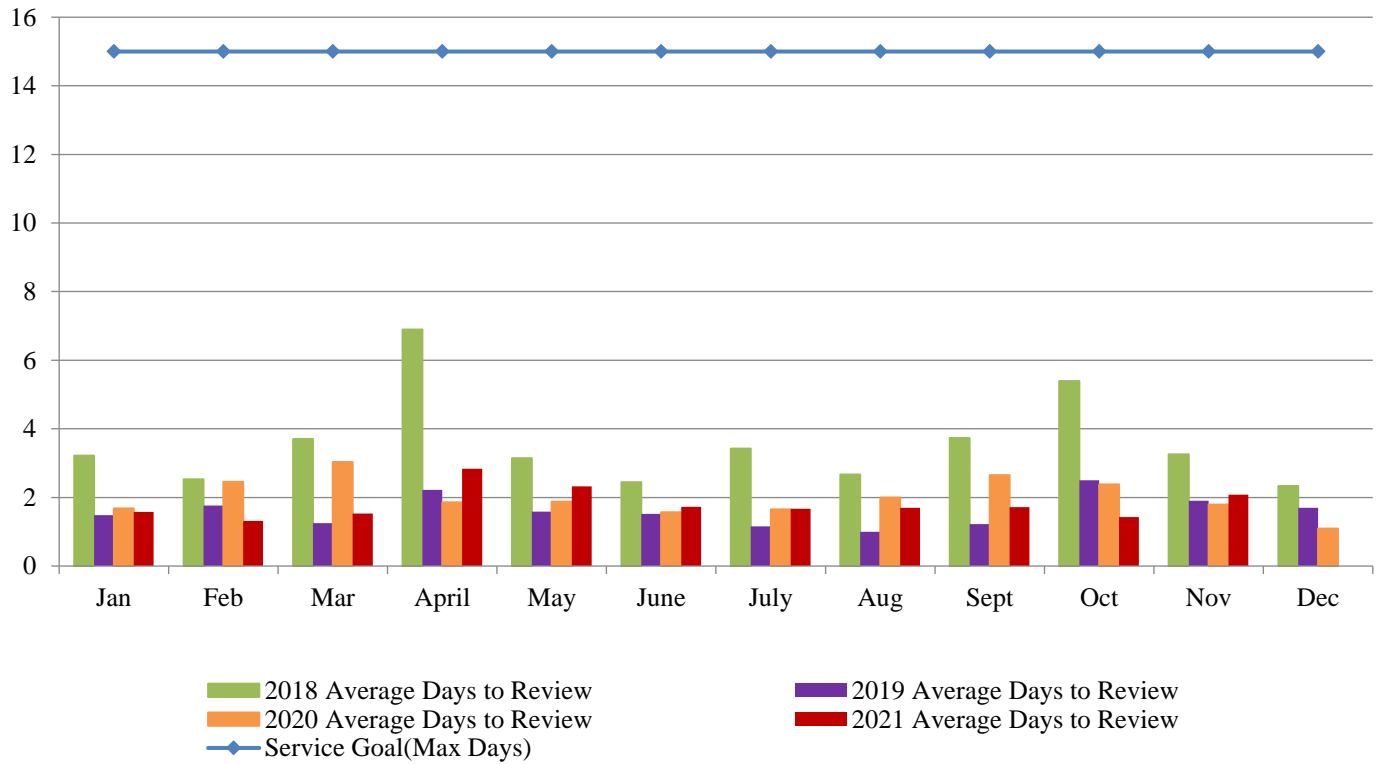
Plan Review Summary by Type

Plan Review Type	Jan	Feb	Mar	April	May	June	July	Aug	Sept	Oct	Nov	Dec	TOTAL
Commercial/Residential	24	19	26	35	35	25	21	21	41	40	22		309
Life Safety Systems	14	5	12	15	7	8	11	22	6	7	14		121
Pyrotechnic	0	0	0	0	0	1	0	1	3	0	0		5
Tent/Special Event	0	1	0	1	1	0	1	1	2	0	2		9
													438

Plan Review Activity	November	Year to Date
# of Plan Reviews	38	438
Avg. Review Time (days)	2.08	1.85
Total Hours Spent	35	542.25
Review	32	419
Administration	3	123.75

1 plan review sent to ICC 0 pyrotechnic displays
2 tent permits in for review 6 quick permits reviewed

Plan Review Turnaround (days)



PERMIT PROCESS & PLAN REVIEWS (cont.)

Permit Plan Review Summary by Occupancy, Square Footage and Time Reviewed

Occupancy Type/Hours	November	Total Year to Date
Assembly		
# square feet	61,264	1,180,958
# of hours	3.5	48
Education		
# square feet	0	217,175
# of hours	0	6.25
Factory		
# square feet	0	1,315,000
# of hours	0	7.5
Institutional		
# square feet	14,108	98,216
# of hours	1.5	4.5
Mercantile		
# square feet	76,100	1,336,690
# of hours	8	69.5
Residential		
# square feet	55,100	1,273,044
# of hours	6	92.25
Storage		
# square feet	0	1,542,785
# of hours	0	37.5
Miscellaneous		
# square feet	0	530,800
# of hours	0	7
Mixed Use		
# square feet	0	1,225,597
# of hours	0	18.5
Business		
# square feet	35,475	462,333
# of hours	13	124.5
TOTALS		
# square feet	242,047	9,452,339
#Hours	32	419

Monthly Accomplishment Report

Month: November Year: 2021

PERMIT PROCESS & PLAN REVIEWS (cont.)

Acceptance Testing

of acceptance tests 4
Scheduled/Completed in 3 business days (%) 100%

Customer evaluations received 1	Average score 5.00
---------------------------------	--------------------

MAJOR Errors = 0	MINOR Errors = 0
------------------	------------------

Customer Evaluation Comments: None

Outstanding Permits November:

Fire Alarm; 28
Fire Protection: 16

2021 Permit Fees & Installation Cost (through November)

	# of Permits	Permit Fees	Installation Cost
Fire Alarm	71	\$20,635	\$895,128
Fire Protection	62	\$27,809	\$1,087,806
New Construction Fees			
Inspection		\$375	
Plan Review		\$0	

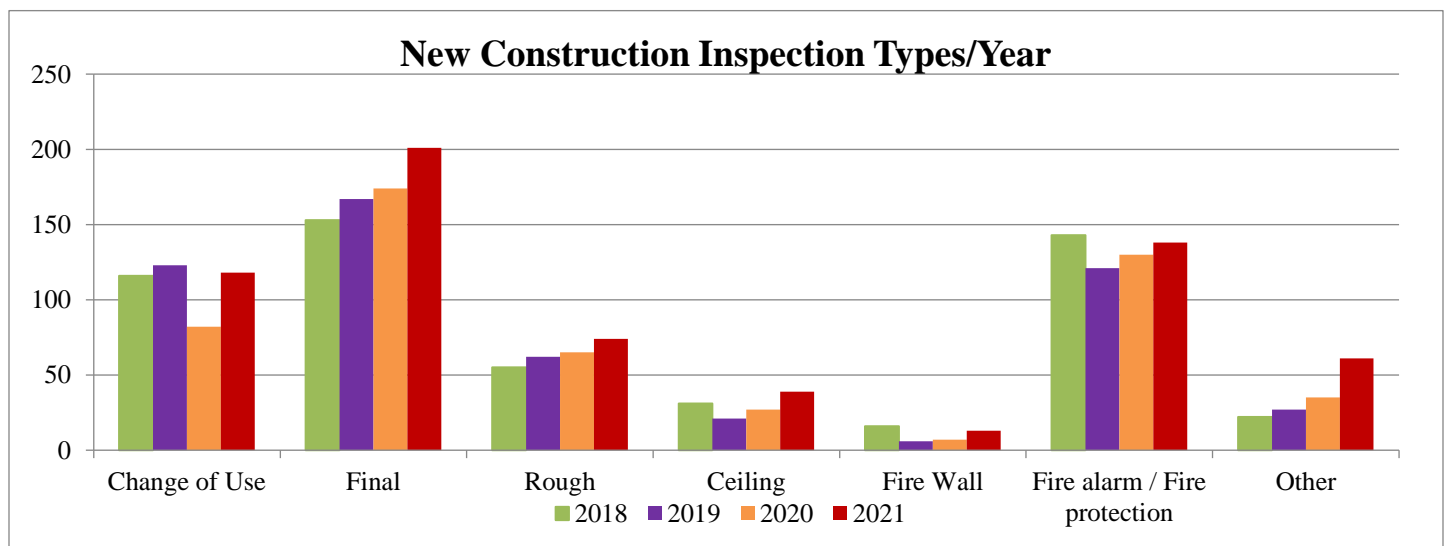
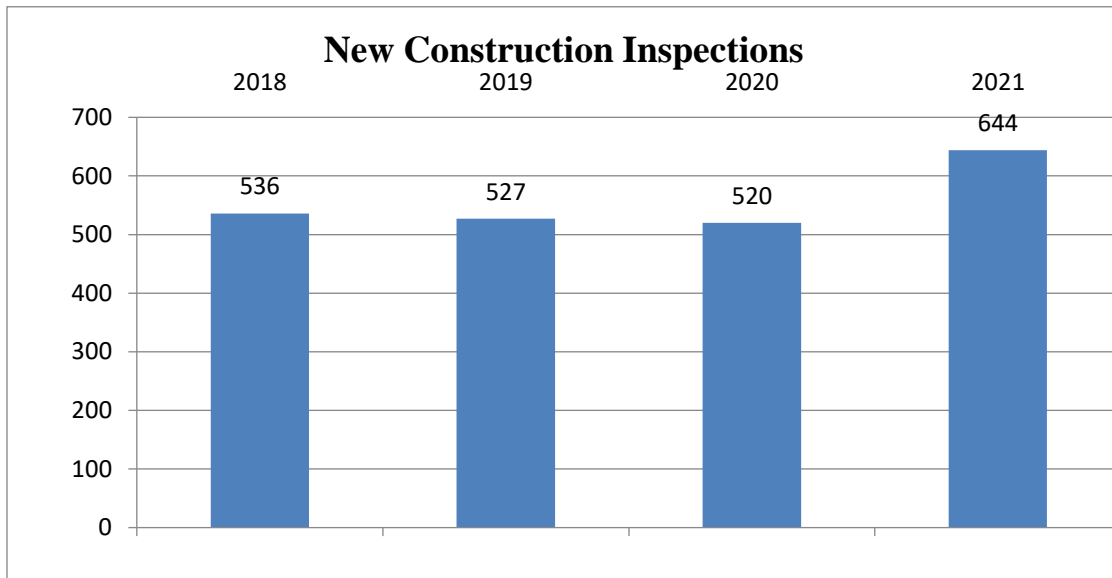
Plan Reviews Requiring Additional Information (3):

18501 Graphics Ct. – No plans submitted
19110 Ridgeland Ave. – No scope of work, calculations, and cut sheets
17120-26 Harlem Ave. – Battery Calculations

NEW CONSTRUCTION INSPECTIONS

48 New Construction inspections completed in November.

52% of completed inspections did not generate any violations/corrective actions.

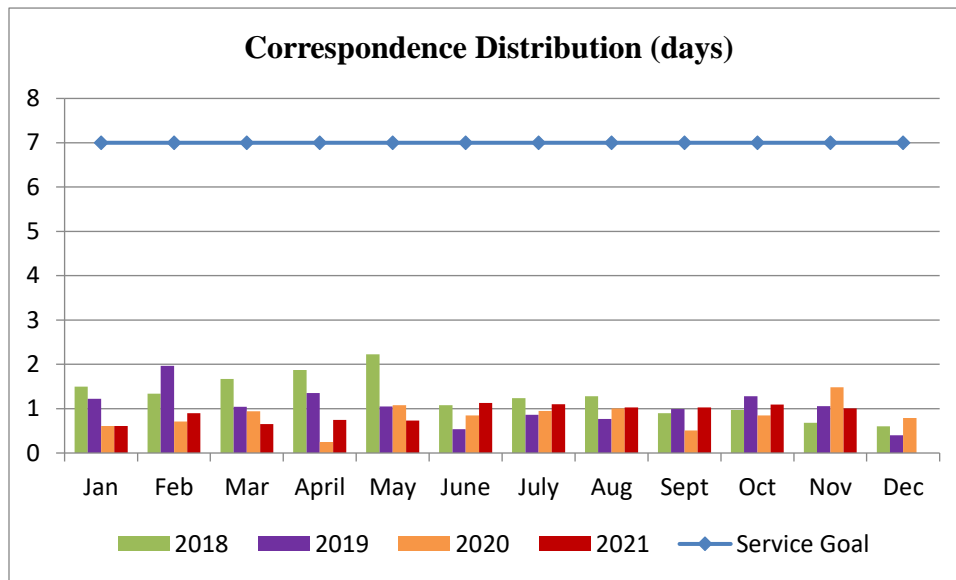


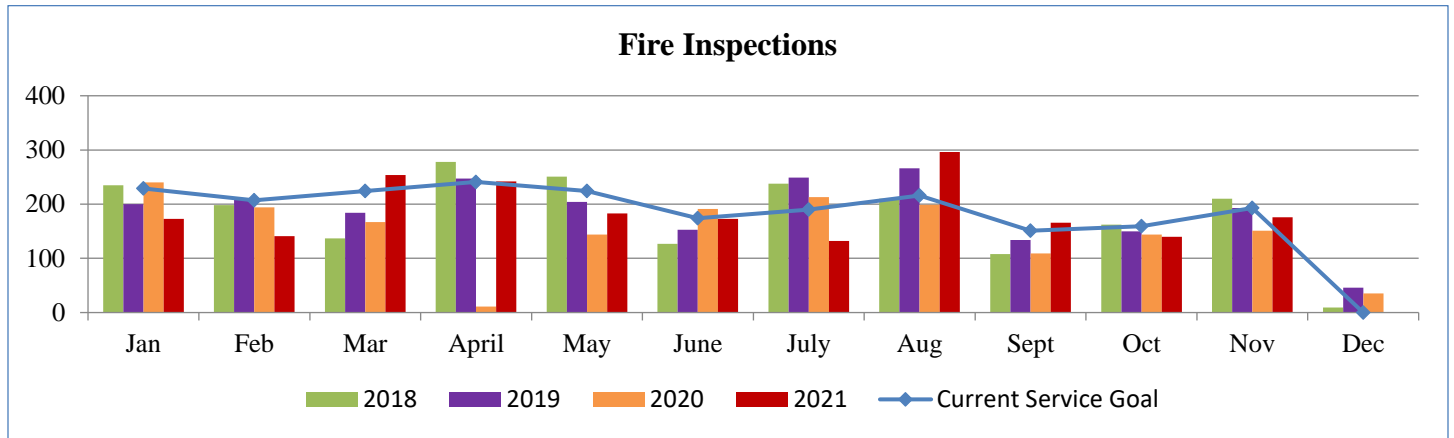
FIRE INSPECTIONS

# Special Inspections	2 (Event Inspections, temporary structures, vacant structures)
Internal Report Reviews	0
Field Evaluations	0
Post Inspection Evaluations	0
Correspondence Distribution	1.01 days
Correspondence >7 days	0

Customer evaluations received = 3	Average score = 4.47
MAJOR Errors = 0	MINOR Errors = 0

Customer Evaluation Comments: Quit being so picky. Inspectors should take previous history into account. Always looking to write you up for minor infractions.





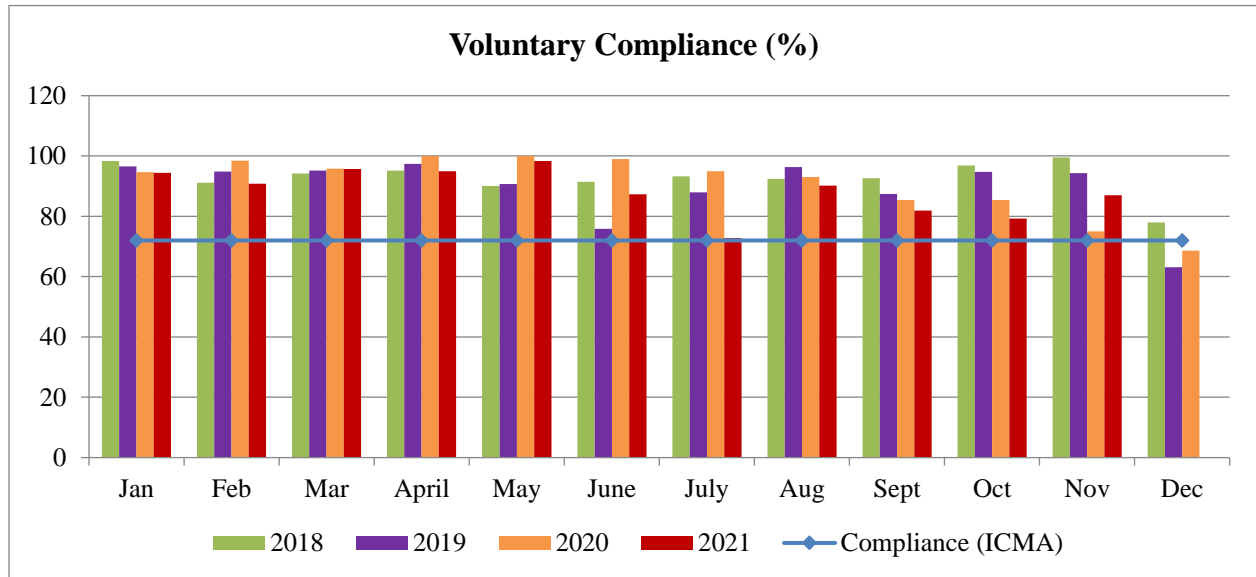
FIRE INSPECTIONS

- *Expected inspections for the month of November service goal = 193; actual = 176.*
- *Total square footage inspected through November 30, 2021 = 26,867,490.*

FIRE INSPECTION VIOLATION SUMMARY

13% of all November inspections generated a citation to appear in court.

47.7% of all October inspections did not generate any violations.



Fire Prevention is now tracking compliance of noted violations that are not scheduled for a court appearance. The Benchmark was established using ICMA's FY2011Data Report, Chapter Code Enforcement. The benchmark figure of 72.1% compliance was based on enforcement data gathered from community populations ranging from 25,000-100,000. Data excludes noted violations for upgrades to required fire protection systems as a result in property transactions/change of occupancy use.

PUBLIC EDUCATION

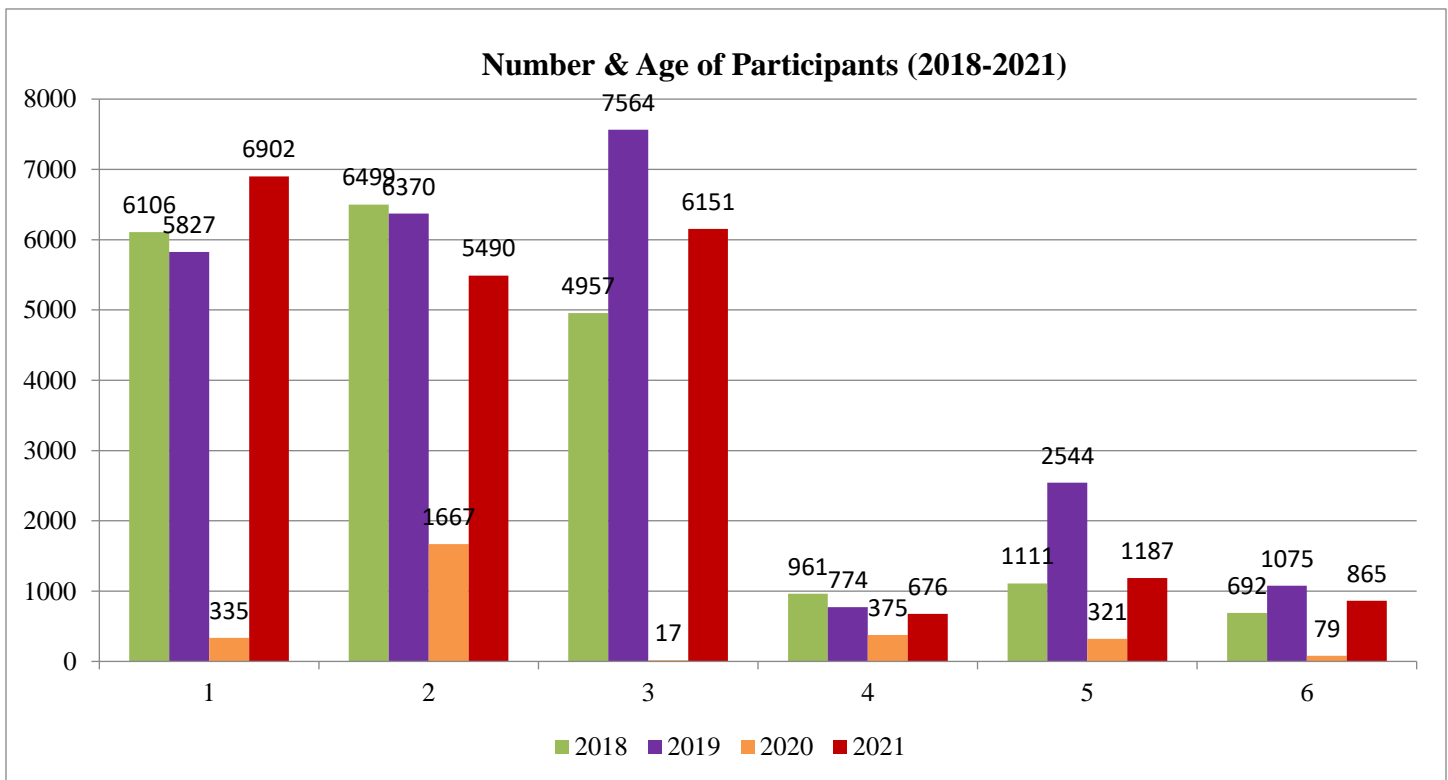
of Events **28**

of Attendees **453**

Customer evaluations received = 4 Average score = 5.00

Outreach/Activity

- Second Babysitting Safety Class held on Friday, November 12.
- Fire Engine Rides for Fire Prevention Poster Winners concluded.
- Talk given at S.A.L.T. meeting.
- Letters sent out to churches regarding decorating for the holidays.



Monthly Accomplishment Report

Month: November Year: 2021

2021 TRAINING SUMMARY - Training hours accumulated through November:

Fire Inspection – 111.5

Plan Reviews – 11

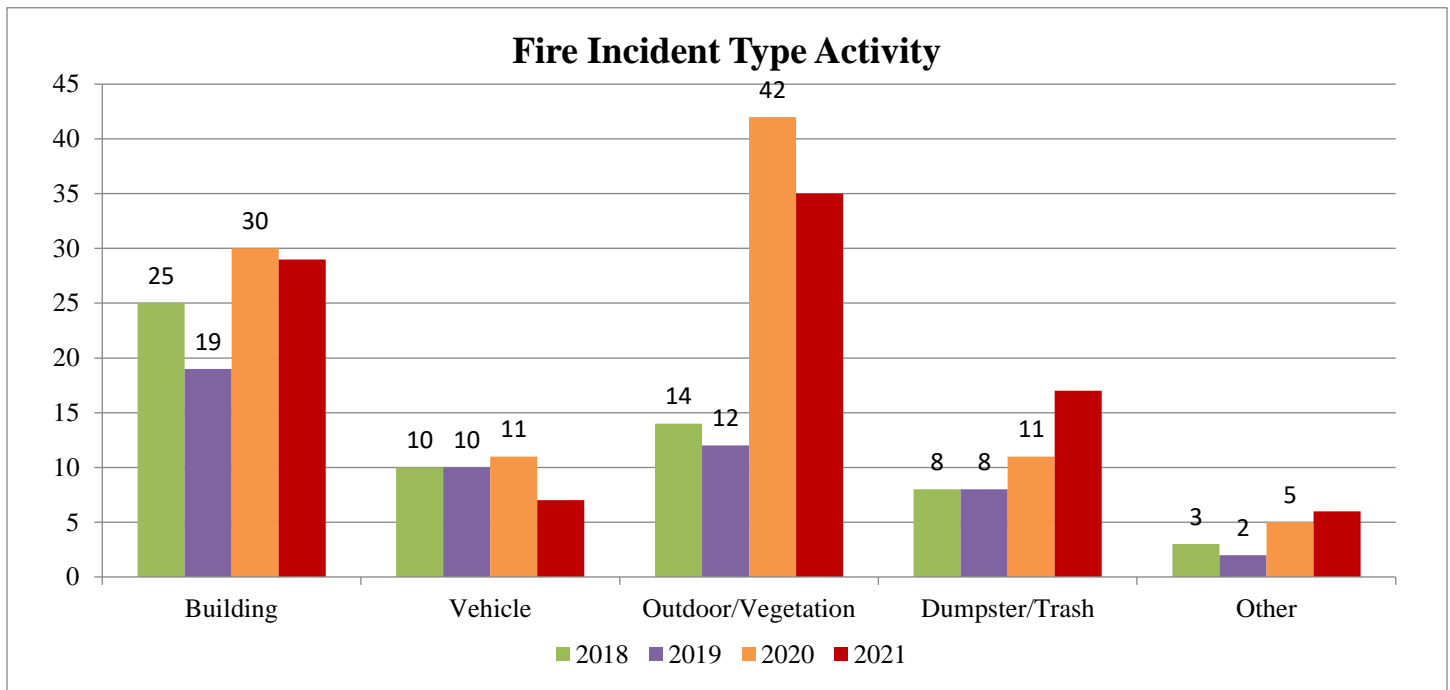
Public Education – 9

Fire Investigations – 2

Fire Marshal – 3

January	
11	Pete Marianovich – Occupant Load (4 hours).
13	Pete Marianovich – Occupant Load (4 hours).
15	Pete Marianovich – Occupant Load (4 hours).
22	Dan Riordan – NFSA Fire Sprinklers in Storage Occupancies – Online (3 hours).
February	
10	Pete Marianovich – Occupant Load (3 hours).
17	Steve Lorendo/Dan Riordan Maintaining Protection of Gypsum Assemblies (1 hour each).
19	Pete Marianovich – Occupant Load (2 hours).
March	
1	Steve Lorendo/Dan Riordan Sound Off Meeting with FEMA (4.5 hours each).
22-26	Lorendo, Marianovich, Riordan attended IFIA annual conference (15 hours).
April	
23	Riordan Virtual training IFIA Tents/Amusement Rides.
May	
12	Riordan attended Taskforce training; Case Management.
13	Lorendo/Riordan attended IFIA/OSFM Pyrotechnic training.
14	Fire Inspector training/meeting
June	
3	Hoogervorst attended Public School Inspector Class (Tier 1 Qualified Fire Official) webinar.
3,10,17,24	Lt.'s French and Hickey attended 40-hour OSFM Fire Inspector II class.
July	
	NO TRAINING LOGGED
August	
22	Pete Marianovich – Occupant load
September	
8	Lorendo TASKFORCE fire investigation training
23	Boone, Hodge, Twomey to IFSAP training
24	Riordan IFIA Fire Investigation Training NFPA 921
October	
22	IFIA Cannabis Production Facility/extraction
November	
	NO TRAINING LOGGED
December	

FIRE INVESTIGATIONS



Comments:

November Fire Incidents (NFIRS Incident Codes 100 – 173):

- 3 Dumpster/Trash.
- 1 Cooking Fire
- 2 Appliance Fires

November Fire Investigations:

- None

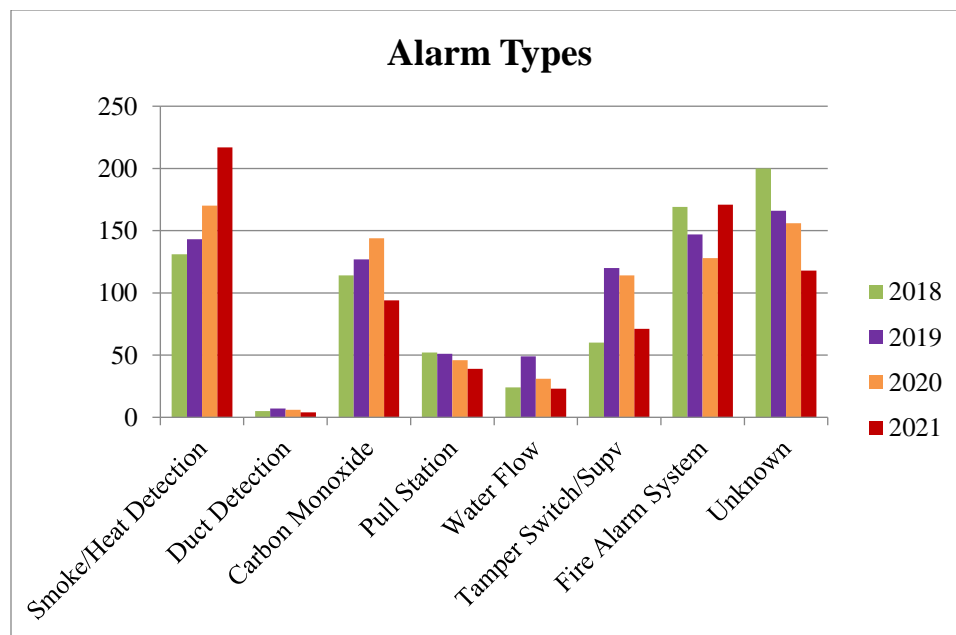
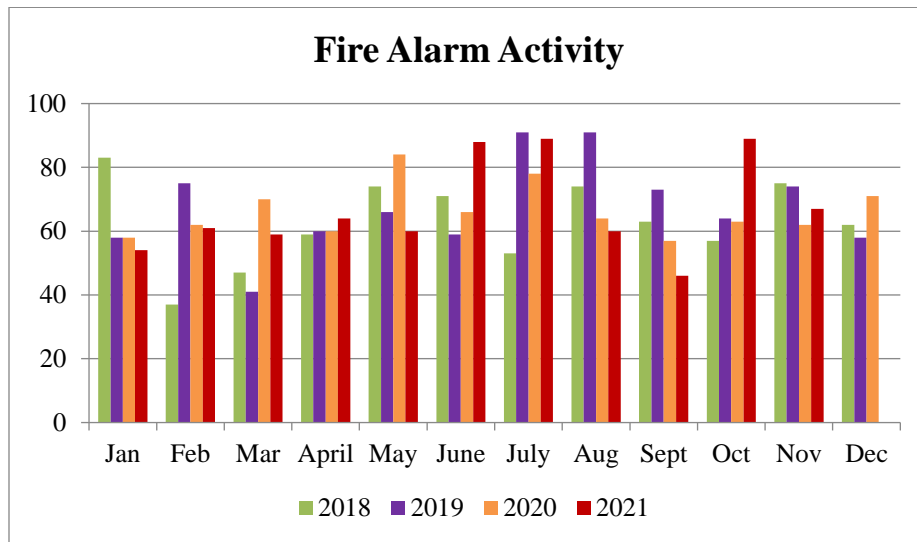
2021 Dollar Loss Estimates:

- \$1,813,130

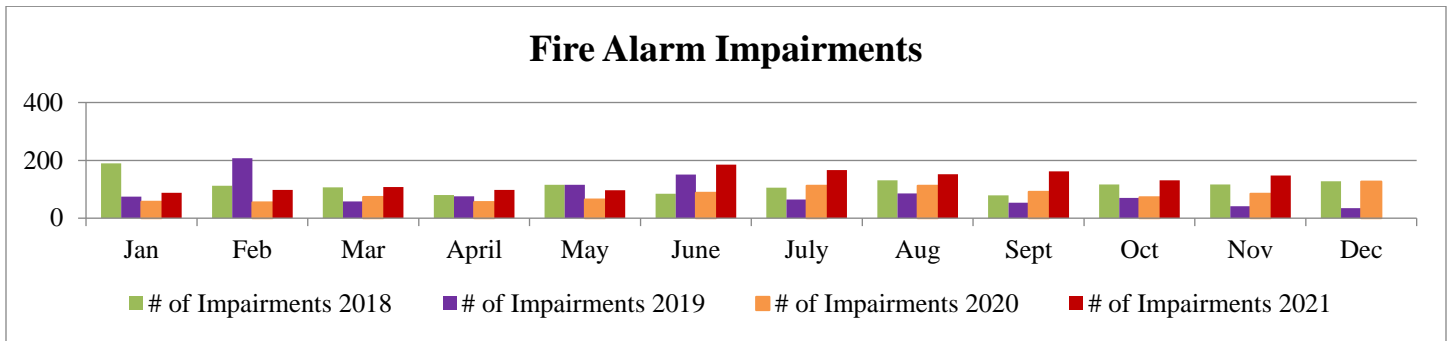
FIRE ALARM ACTIVITY

Number of Fire Department alarm responses in November:

- 67 Alarm responses.
- 10 carbon monoxide incidents.
- 27 Supervisory/Trouble alarms requiring an FD response.
- 147 fire alarm impairment visits.
- 1 Fox Valley work orders; 4 serviced batteries.



FIRE ALARM ACTIVATIONS; (cont.)



COMPLAINTS (1)

Complaint was made that a door was locked at a business located at 6701 159th St. After an inspection of the property and all egress doors the complaint was unfounded. All doors were unlocked.