

TINLEY PARK FIRE PREVENTION

MONTHLY ACCOMPLISHMENTS

December 2022 – Noted Activity

- **Significant Events**
 - *Fire Alarm Officer and Inspector Robert Buttala retired.*
- **Public Education/Community Outreach**
 - *20 3rd Grade Fire Safety Smart classes.*
 - *9 people trained in CPR.*
- **Fire Inspection/Plan Review Services**
 - *100% of assigned inspections for 2022 were completed.*
 - *Correspondence turnaround time = 1 business day.*
 - *332.5 hours dedicated to plan reviews for 2022.*
 - *Square footage of inspected space in 2022 = 25,214,008.*
 - *36 (new construction, remodel, fire alarm, and fire sprinkler) plan reviews were processed*
 - *Plan review turnaround time was 1.14 days*
- **Top Violations in December** (*total violations noted*):
 - *Fire Protection/Fire Alarm test documents = 5.*
 - *Exit signs/emergency lighting maintenance = 7.*
 - *Fire extinguisher maintenance = 4.*
- **Fire Investigations**
 - *8 year low recorded in property loss due to fires. An estimated 1.3-million-dollar reduction in property loss value from 2021.*



Property Owners Receiving Perfect Score on Fire Inspection

Business name	Address
Dr. James Becker	16860 Oak Park Avenue, 202
LeZara Company LLC/E-Z Recycling	7307 Duvan Drive, B
Paul Paskvan, CPA	16860 Oak Park Avenue, 203
Prairie State Gaming	7307 Duvan Drive
Scott B Roofing	7309 Duvan Drive

Multi-Family Addresses

6601 181st Street

7091 170th Street

7131 170th Street

PERMIT PROCESS & PLAN REVIEWS

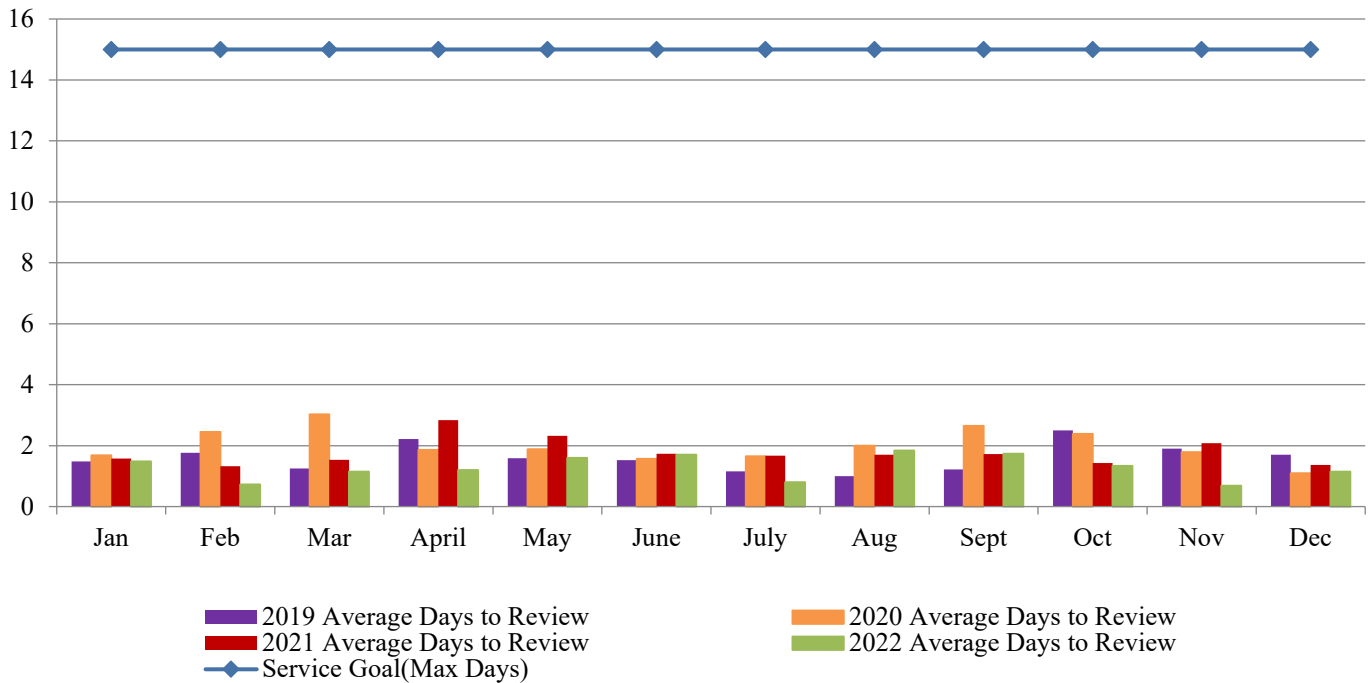
Plan Review Summary by Type

Plan Review Type	Jan	Feb	Mar	April	May	June	July	Aug	Sept	Oct	Nov	Dec	TOTAL
Commercial/Residential	22	24	27	21	26	27	20	34	32	21	20	23	297
Life Safety Systems	11	13	14	9	11	14	7	5	7	10	22	12	135
Pyrotechnic	0	0	0	1	0	3	1	4	2	0	0	0	11
Tent/Special Event	0	1	1	0	1	0	2	0	2	2	2	0	11
													454

Plan Review Activity	December	Year to Date
# of Plan Reviews	35	454
Avg. Review Time (days)	1.14	1.26
Total Hours Spent	12.5	324.5
Review	30.5	346.5
Administration	18	22

0 plan review sent to ICC 0 pyrotechnic displays
 0 tent permits in for review 6 quick permits reviewed

Plan Review Turnaround (days)



PERMIT PROCESS & PLAN REVIEWS (cont.)

Permit Plan Review Summary by Occupancy, Square Footage and Time Reviewed

Occupancy Type/Hours	December	Total Year to Date
Assembly		
# square feet	12,912	1,498,254
# of hours	5	40.5
Education		
# square feet	0	52,996
# of hours	0	3.5
Factory		
# square feet	0	60,200
# of hours	0	1.5
Institutional		
# square feet	0	177,500
# of hours	0	4
Mercantile		
# square feet	0	6,037,431
# of hours	0	15
Residential		
# square feet	104,106	1,570,595
# of hours	11	93.5
Storage		
# square feet	36,200	6,073,631
# of hours	1.5	33
Miscellaneous		
# square feet	0	66,259
# of hours	0	6
Mixed Use		
# square feet	30,000	193,012
# of hours	1	14
Business		
# square feet	28,811	1,676,307
# of hours	12	135.5
TOTALS		
# square feet	215,029	11,11,661,705
#Hours	30.5	348

Monthly Accomplishment Report

Month: December Year: 2022

PERMIT PROCESS & PLAN REVIEWS (cont.)

Acceptance Testing

of acceptance tests 13
Scheduled/Completed in 3 business days (%) 100%

Customer evaluations received 5 Average score 5.00

MAJOR Errors = 0

MINOR Errors = 0

Customer Evaluation Comments: *An active web scheduling platform would be interesting. Fee schedule posted.*

Outstanding Permits December:

Fire Alarm; 28
Fire Protection: 19

2022 Permit Fees & Installation Cost (through December)

	# of Permits	Permit Fees	Installation Cost
Fire Alarm	77	\$20,882	\$862,412
Fire Protection	78	\$25,122	\$1,381,036
New Construction Fees			
Inspection		\$0	
Plan Review		\$0	

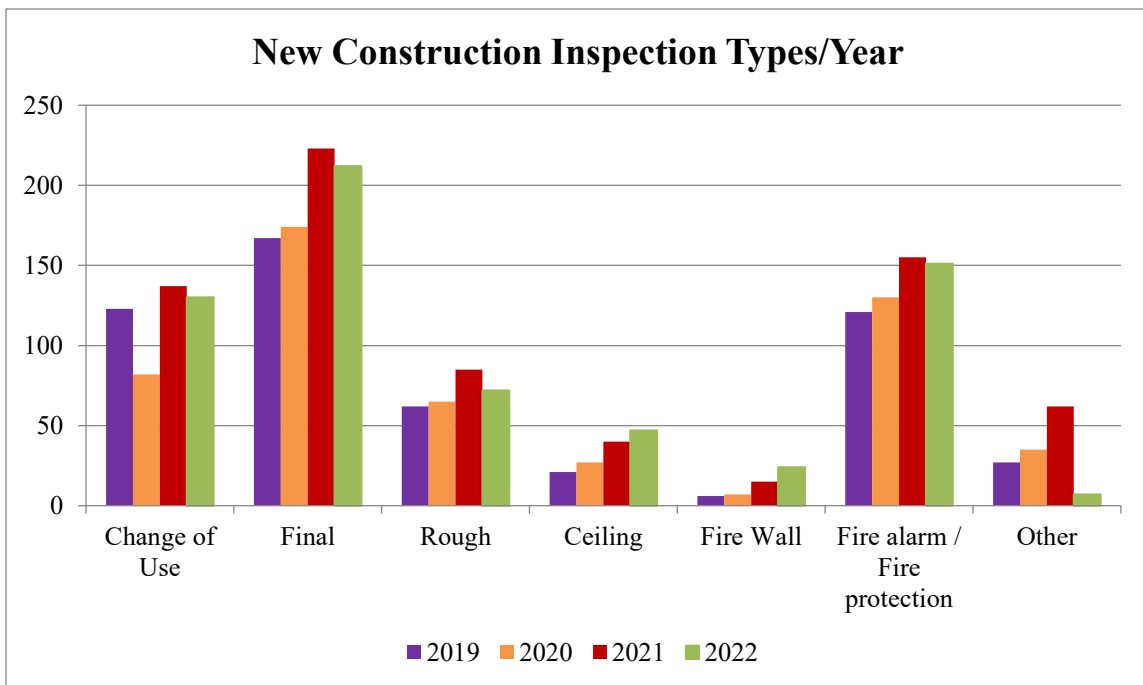
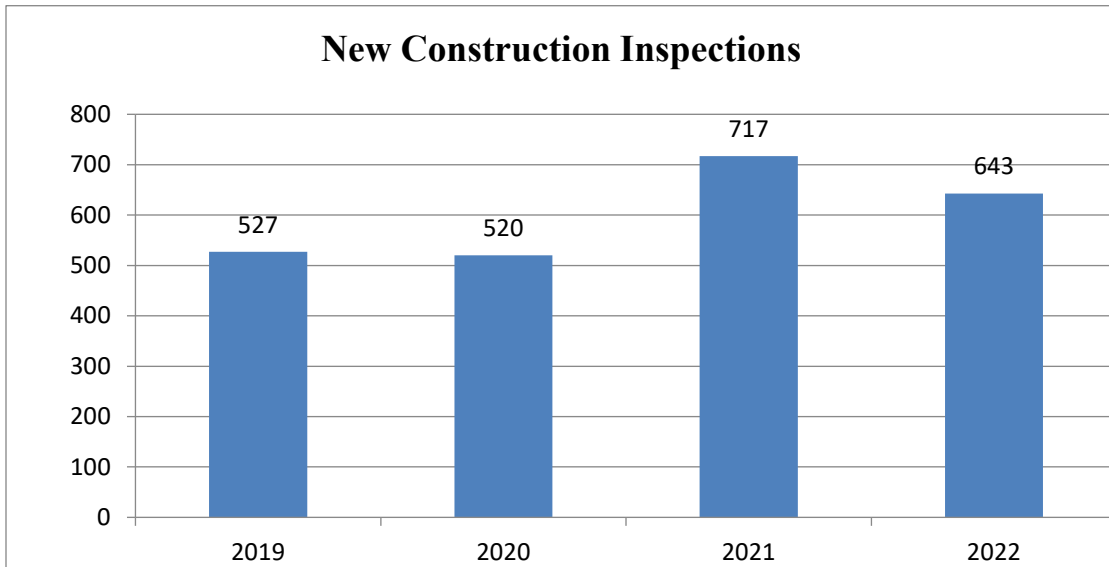
Plan Reviews Requiring Additional Information (1):

7905 159th Street- Application and plans had incorrect address.

NEW CONSTRUCTION INSPECTIONS

54 New Construction inspections completed in December.

65% of completed inspections did not generate any violations/corrective actions.



Monthly Accomplishment Report

Month: December Year: 2022

FIRE INSPECTIONS

# Special Inspections	2 (Event Inspections, temporary structures, vacant structures)
Internal Report Reviews	0
Field Evaluations	0
Post Inspection Evaluations	0
Correspondence Distribution	1 day
Correspondence >7 days	0

Customer evaluations received = 0

Average score = 0

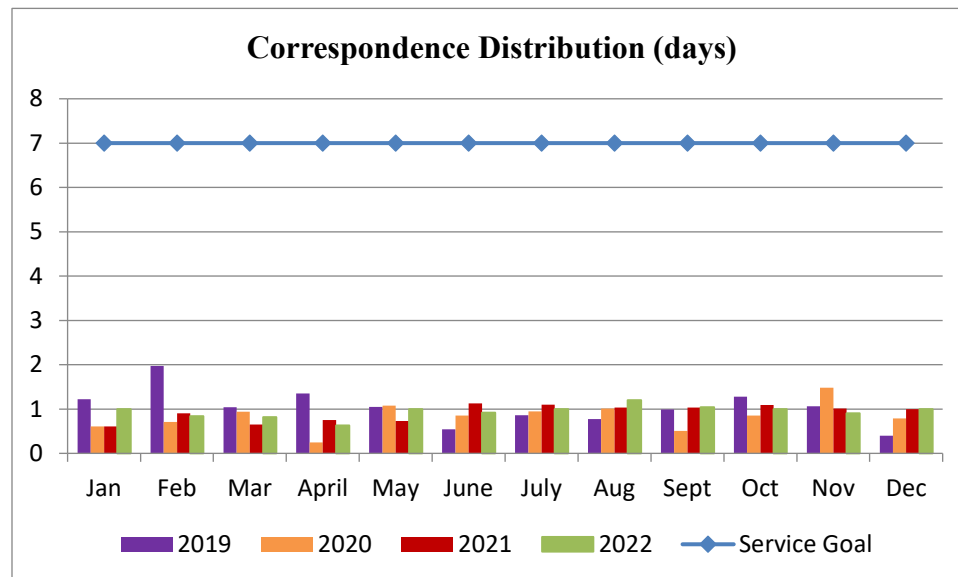
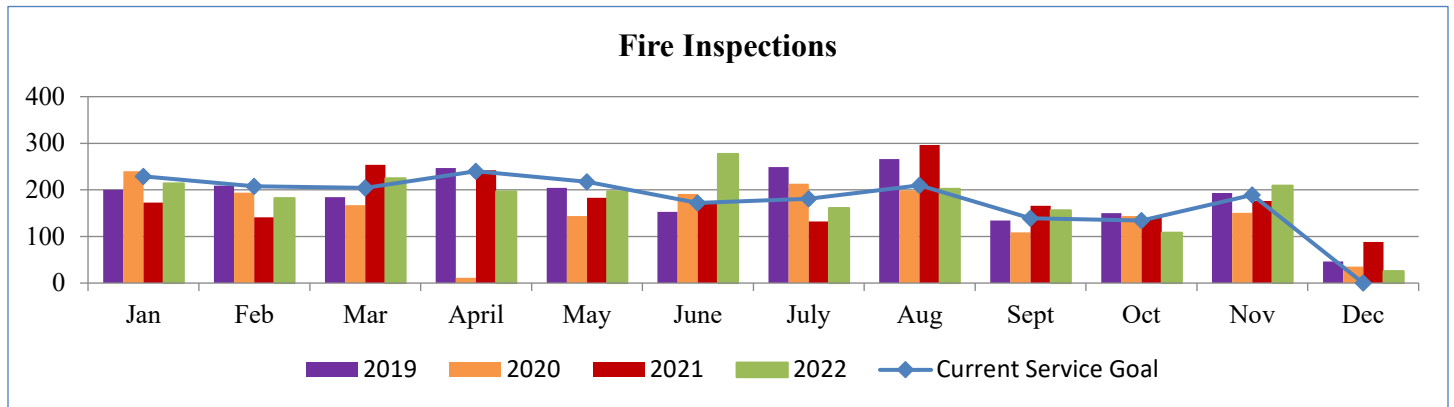
MAJOR Errors = 0

MINOR Errors = 0

Customer Evaluation Comments:

FIRE INSPECTIONS

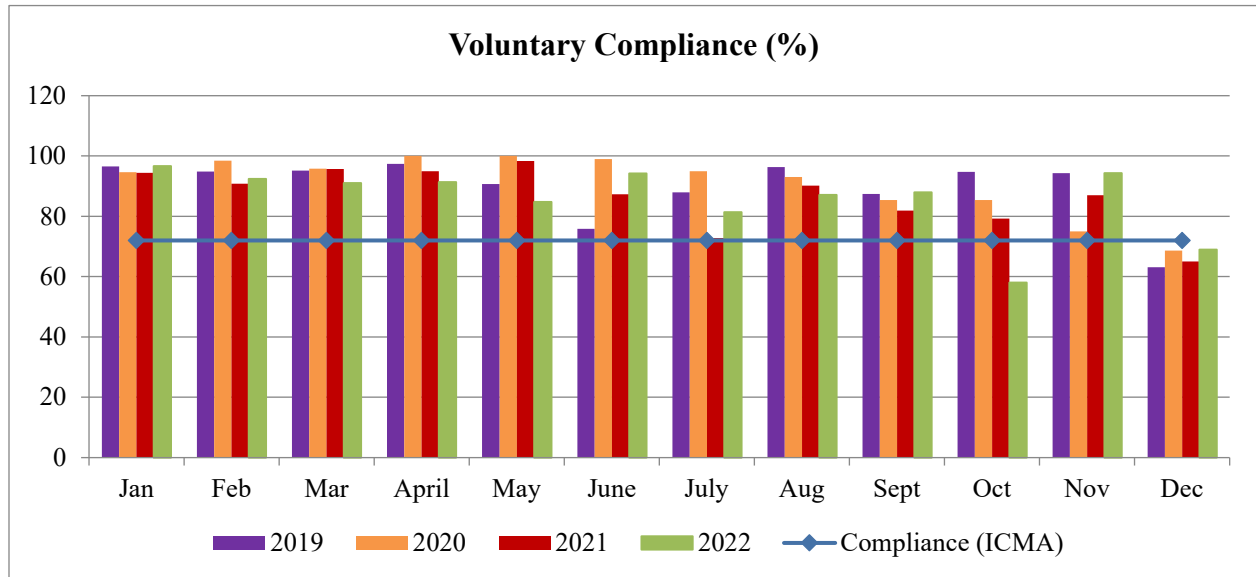
- *Expected inspections for the month of December, service goal = 0; actual = 26*
- *Year to date service goal = 2123; actual = 2154.*
- *Total square footage inspected through December 30, 2022, = 25,214,008.*



FIRE INSPECTION VIOLATION SUMMARY

92.3% of all December inspections generated a citation to appear in court.

30% of all December inspections did not generate any violations.



Fire Prevention is now tracking compliance of noted violations that are not scheduled for a court appearance. The Benchmark was established using ICMA's FY2011Data Report, Chapter Code Enforcement. The benchmark figure of 72.1% compliance was based on enforcement data gathered from community populations ranging from 25,000-100,000. Data excludes noted violations for upgrades to required fire protection systems as a result in property transactions/change of occupancy use.

PUBLIC EDUCATION

of Events **27**

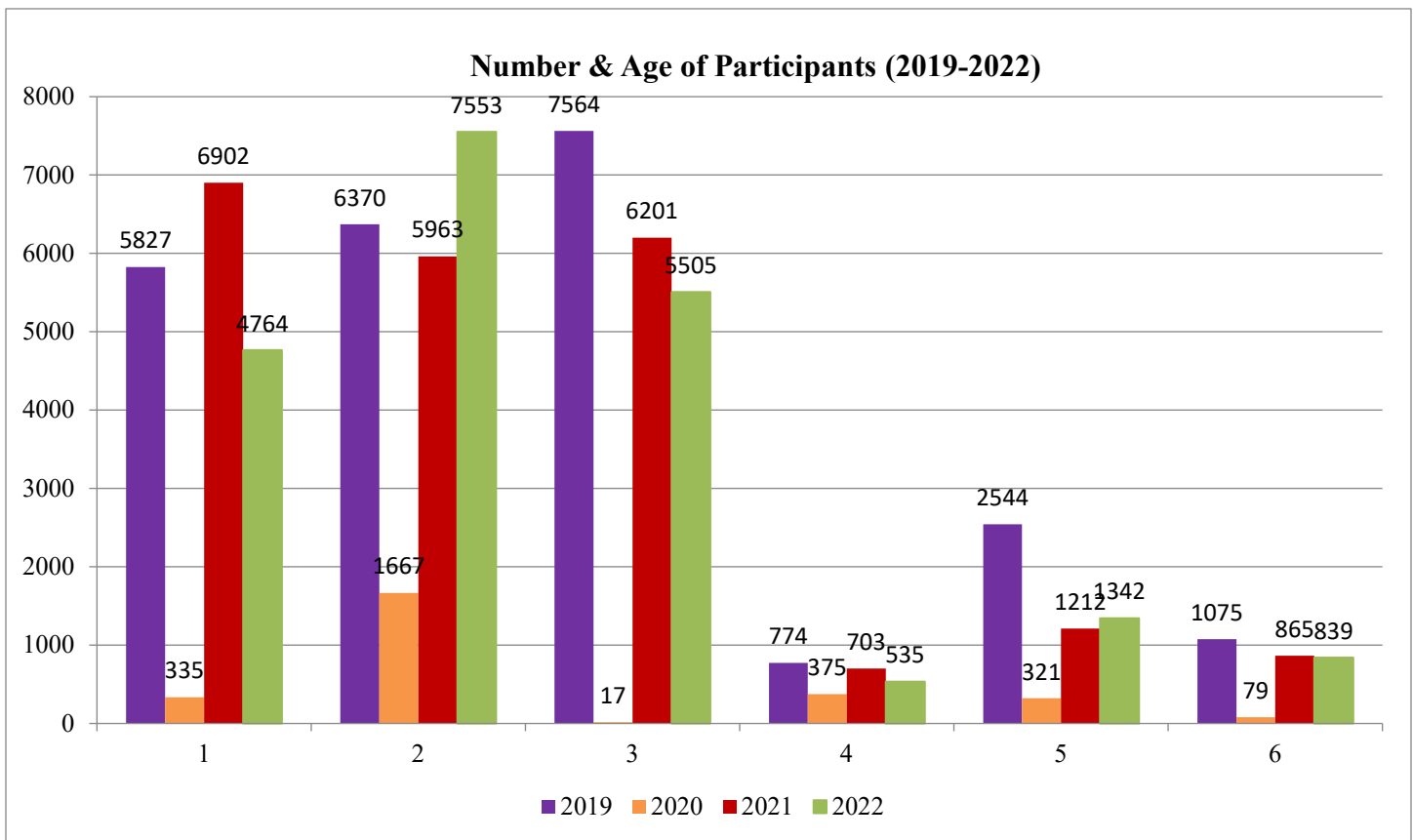
of Attendees **612**

Customer evaluations received = 0

Average score = 0.00

Outreach/Activity

- Evacuation Drill held at Versiti Blood Center
- Visit to Hanover Place
- 9 people certified in CPR
- 3rd Grade Program highlighted what to do in the event of a fire in your home and Exit Drills in the Home (E.D.I.T.H.) in December.



Monthly Accomplishment Report

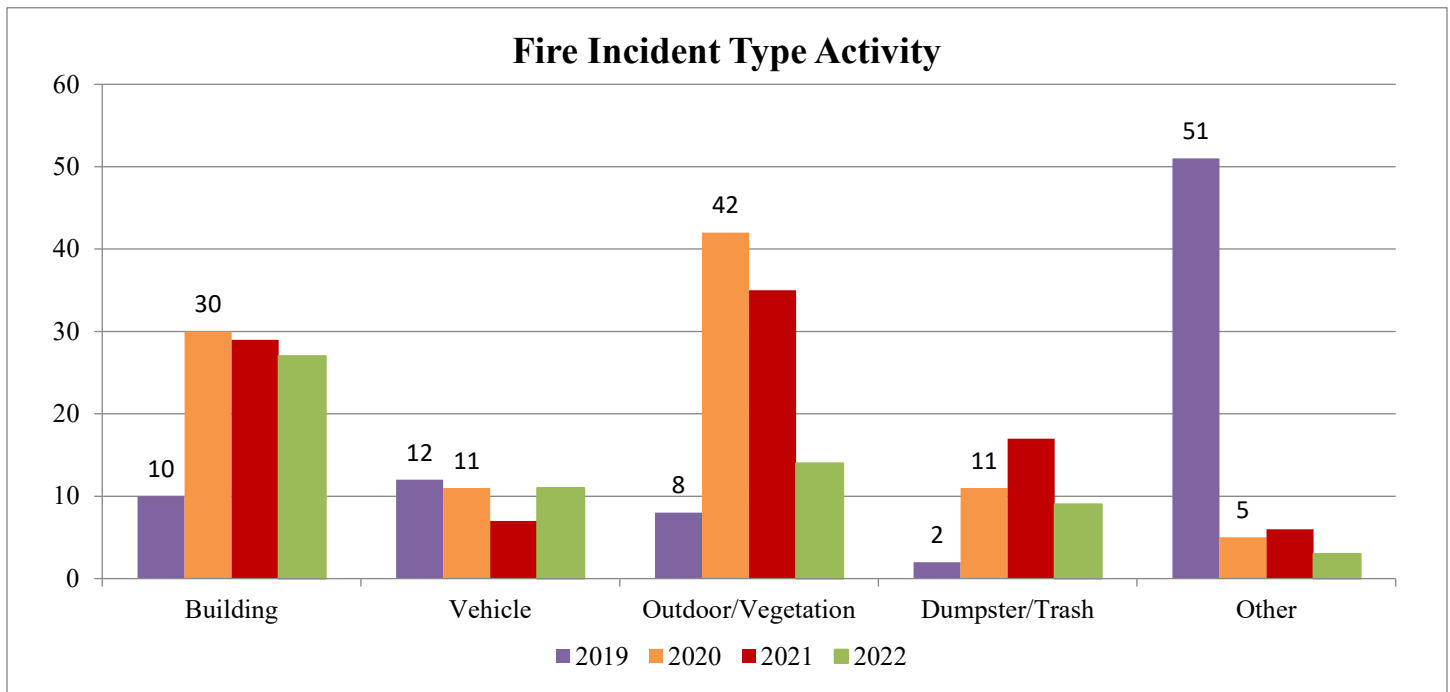
Month: December Year: 2022

2022 TRAINING SUMMARY - Training hours accumulated through November:

Fire Inspection – 22 Plan Reviews – 26.5 Public Education – 40 Fire Investigations – 67 Fire Marshal – 0

January	
28	NIFSB NFPA 13 Changes (virtual) 2.5 hours
February	
18	Cfitraner.net – Marianovich (3 hours)
18	Poison Control Seminar (1 hour) Calomino
March	
22-25	IFIA Combined Conference (45 hours) Lorendo & Calomino
April	
25-27	WCGFIT Fire Investigation Conference (64 Hours)
May	
20	NFPA 13D Major code changes (3 hours) Lorendo & Oftedahl
June	None
July	
21	High Piled Storage and NFPA 13 Requirements (12 hours) Lorendo & Oftedahl
August	
	None
September	
13	Fire Inspectors Meeting
October	
26 and 27	Calomino attended CRR Vision 2020 Conference (16 hours)
28	Lorendo/Oftedahl attend a 2018 Illinois Accessibility Act Seminar (3 hours)
November	
	None
December	
	None

FIRE INVESTIGATIONS



Comments:

December Fire Incidents (NFIRS Incident Codes 100 – 173):

- 2 Vehicle fires
- 1 Dumpster fire

December Fire Investigations:

None

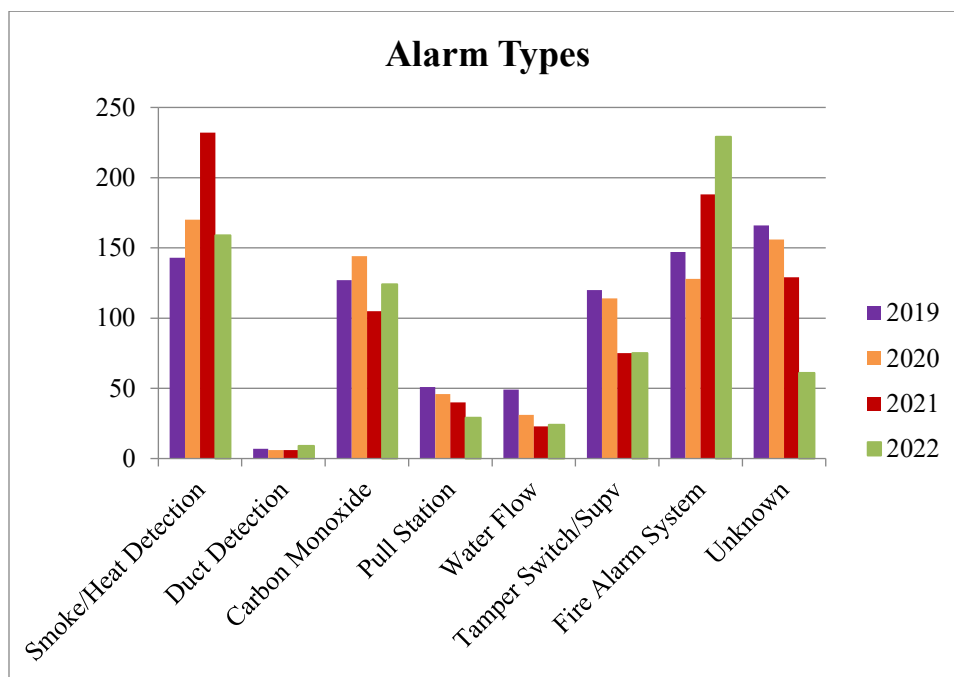
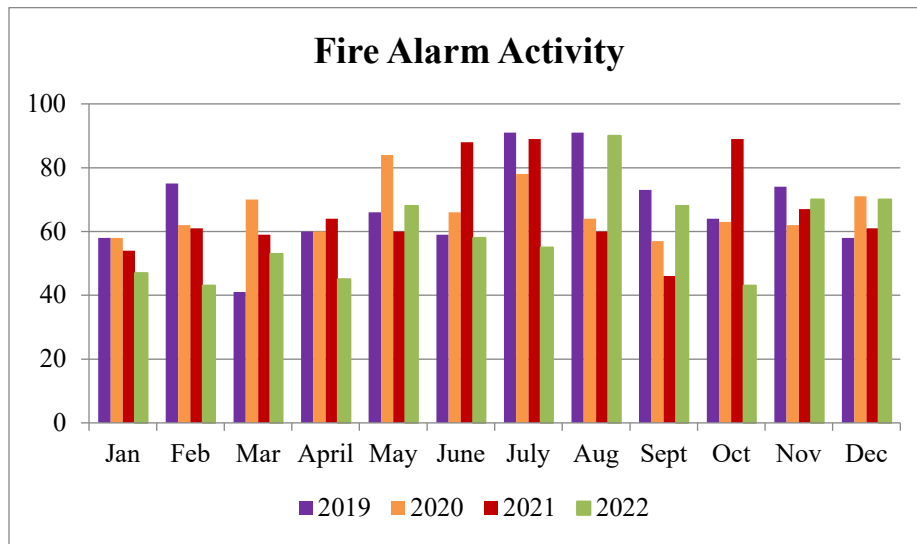
2022 Dollar Loss Estimates:

- \$506,761

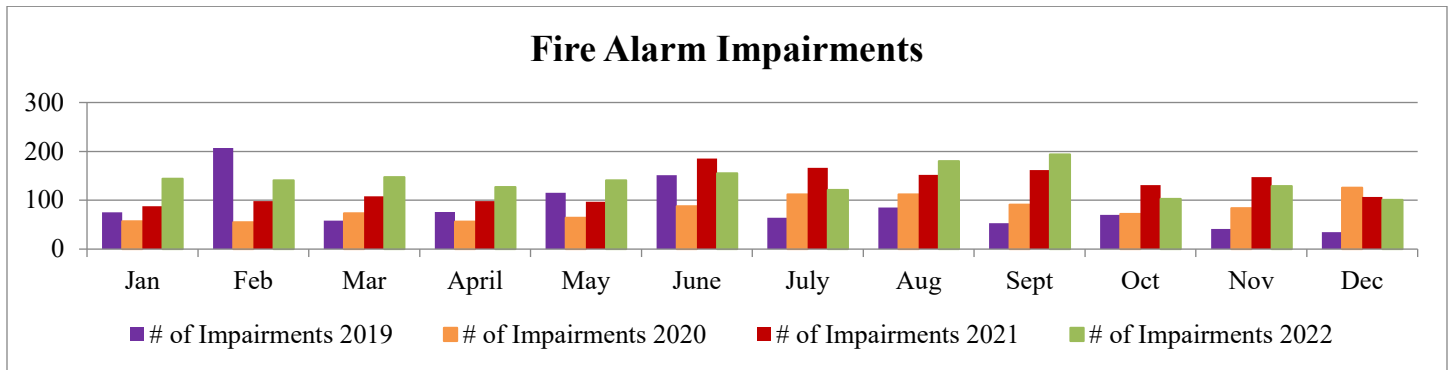
FIRE ALARM ACTIVITY

Number of Fire Department alarm responses in December:

- 70 Alarm responses.
- 11 carbon monoxide incidents.
- 29 Supervisory/Trouble alarms requiring an FD response.
- 101 fire alarm impairment visits.
- 5 Fox Valley work orders; 1 unplanned serviced batteries.



FIRE ALARM ACTIVATIONS; (cont.)



COMPLAINTS (0)

None