THE VILLAGE OF TINLEY PARK
Cook County, Illinois
Will County, Illinois

RESOLUTION
NO. 2023-R-107

A RESOLUTION APPROVING A CONTRACT BETWEEN THE VILLAGE OF TINLEY PARK AND P.T. FERRO CONSTRUCTION COMPANY FOR THE KIMBERLY HEIGHTS DRAINAGE IMPROVEMENTS – PHASE 1 & 2

MICHAEL W. GLOTZ, PRESIDENT
NANCY M. O'CONNOR, VILLAGE CLERK

WILLIAM P. BRADY
WILLIAM A. BRENNAN
DENNIS P. MAHONEY
MICHAEL G. MUELLER
KENNETH E. SHAW
COLLEEN M. SULLIVAN
Board of Trustees

Published in pamphlet form by authority of the President and Board of Trustees of the Village of Tinley Park

RESOLUTION NO. 2023-R-107

A RESOLUTION APPROVING A CONTRACT BETWEEN THE VILLAGE OF TINLEY PARK AND P.T. FERRO CONSTRUCTION COMPANY FOR THE KIMBERLY HEIGHTS DRAINAGE IMPROVEMENTS – PHASE 1 & 2

WHEREAS, the Village of Tinley Park, Cook and Will Counties, Illinois, is a Home Rule Unit pursuant to the Illinois Constitution of 1970; and

WHEREAS, the Corporate Authorities of the Village of Tinley Park, Cook and Will Counties, Illinois, have considered entering into a Contract with P.T. Ferro Construction Company, a true and correct copy of such Contract being attached hereto and made a part hereof as **EXHIBIT 1**; and

WHEREAS, the Corporate Authorities of the Village of Tinley Park, Cook and Will Counties, Illinois, have determined that it is in the best interests of said Village of Tinley Park that said Contract be entered into by the Village of Tinley Park;

NOW, THEREFORE, Be It Resolved by the President and Board of Trustees of the Village of Tinley Park, Cook and Will Counties, Illinois, as follows:

Section 1: The Preambles hereto are hereby made a part of, and operative provisions of, this Resolution as fully as if completely repeated at length herein.

Section 2: That this President and Board of Trustees of the Village of Tinley Park hereby find that it is in the best interests of the Village of Tinley Park and its residents that the aforesaid "Contract" be entered into and executed by said Village of Tinley Park, with said Contract to be substantially in the form attached hereto and made a part hereof as **EXHIBIT 1**.

Section 3: That the President and Clerk of the Village of Tinley Park, Cook and Will Counties, Illinois are hereby authorized to execute for and on behalf of said Village of Tinley Park the aforesaid Contract.

Section 4: That this Resolution shall take effect from and after its adoption and approval.

ADOPTED this 5th day of September, 2023, by the Corporate Authorities of the Village of Tinley Park on a roll call vote as follows:

AYES: Brady, Brennan, Mahoney, Mueller, Shaw

NAYS: None

ABSENT: Sullivan

APPROVED this 5th day of September, 2023, by the President of the Village of Tinley Park.

Village President

ATTEST:

Village Clerk

EXHIBIT 1

CONTRACT WITH P.T. FERRO CONSTRUCTION COMPANY FOR THE KIMBERLY HEIGHTS DRAINAGE IMPROVEMENTS – PHASE 1 & 2

Village of Tinley Park ILLINOIS

Formal Contract Proposal for

KIMBERLY HEIGHTS DRAINAGE IMPROVEMENTS – PHASE 1 & PHASE 2

Bid Opening Date:..... Wednesday, August 2nd, 2023, at 10:00am
Bid Deposit:..... 10% of the Amount of Bid
Performance Bond:..... 100% of the Amount of Bid
Bid Opening Location:..... Tinley Park Village Hall,
16250 S. Oak Park Ave.
Tinley Park IL 60477

Submit Bids to:

Village Clerk
Village of Tinley Park
16250 S. Oak Park Avenue
Tinley Park, IL 60477
(708) 444-5000

Note: This cover sheet is an integral part of the contract documents and is, as are all of the following documents, part of any contract executed between the Village of Tinley Park and any successful Bidder. Do not detach any portion of this document. Invalidation could result.

Proposal Submitted By:

Contractor's Name P.T. FERRO CONSTRUCTION CO.

Street P.O. BOX 156

City JOLIET *State* ILLINOIS *Zip Code* 60434-0156

TABLE OF CONTENTS

Cover Page

Section 1

Notice to Bidders

Contract Information & Instructions to Bidders

Section 2

Proposal Form

Schedule of Prices

Bidder Information

Certifications

Business Affidavit

Bidder Availability Affidavit

Bid Proposal Checklist

Service Contract

Section 3

General Requirements and Covenants

Technical Specifications

Special Provisions

Project Location Maps, Summary Tables, and Schedule Tables

IDOT Recurring Special Provisions

IDOT BDE Special Provisions

IEPA LPC-663

Section 4

IDOT and Village Standard Details

Prevailing Wage Rate for Cook County

Section 1

VILLAGE OF TINLEY PARK
COOK COUNTY, ILLINOIS
NOTICE TO BIDDERS

The Village of Tinley Park, Illinois, will receive sealed bids for the following improvements at the Clerk's Office, 16250 South Oak Park Avenue, Tinley Park, IL 60477, until **10:00 A.M. on Wednesday, August 2, 2023.**

KIMBERLY HEIGHTS DRAINAGE IMPROVEMENTS – PHASE 1 & PHASE 2

This project shall consist of earth excavation, storm sewer installation, driveway culvert removal, parkway grading, pavement removal, pavement patching, curb removal and replacement, driveway removal and replacement, and any other incidental work necessary to complete the project along Oak Park Avenue within the Village of Tinley Park. Location maps are included in the bid packet. The Work shall be substantially completed in accordance with the **Completion Schedule Special Provision**.

Bids will be publicly read aloud at **10:00 A.M. on Wednesday, August 2, 2023.** No bid shall be withdrawn after the opening of the bids without the consent of the Mayor and Board of Trustees for a period of forty-five days after the scheduled time of closing bids.

All bids shall be in a sealed envelope, addressed to the Village of Tinley Park, attention Clerk's Office. The name and address of the bidder and the name of the project shall also appear on the outside of the envelope.

The Bidding Documents can be viewed and downloaded from QuestCDN via the Village's website: https://qap.questcdn.com/qap/projects/prj_browse/ipp_browse_grid.html?projType=all&provider=6246123&group=6246123 or at www.questcdn.com under Login using **QuestCDN** 8599797 for a non-refundable charge of $22.00. A QuestCDN login will be required. Contact QuestCDN.com at 952-233-1632 or info@questcdn.com for assistance in membership registration and downloading this digital project information. Contractors must purchase bid documents and be shown on the Bidder's Planholder List in order to bid. Bids received from contractors who are not in the Bidder's Planholder List will be rejected.

A **bid bond, certified check/bank draft** on a solvent bank, payable without condition to the Village of Tinley Park in an amount not less than ten percent (10%) of the bid shall be submitted with each proposal, as a guarantee that, if the proposal is accepted, a contract will be entered into and the performance of the contract is properly secured.

The right is reserved to reject any or all bids, to waive technicalities, to postpone the bid opening, or to advertise for new proposals, if in the judgment of the Mayor and Board of Trustees their best interests will be promoted thereby.

This contract calls for the construction of a "public work," within the meaning of the Illinois Prevailing Wage Act, 820 ILCS 130/.01 et seq. ("the Act"). The Act requires contractors and subcontractors to pay laborers, workers and mechanics performing services on public works projects no less than the current "prevailing rate of wages" (hourly cash wages plus amount for fringe benefits) in the county where the work is performed. The Department publishes the prevailing wage rates on its website at http://www.state.il.us/agency/idol/rates/rates.HTM. The Department revises the prevailing wage rates and the contractor/subcontractor has an obligation to check the Department's web site for revisions to

prevailing wage rates. For information regarding current prevailing wage rates, please refer to the Illinois Department of Labor's website. All contractors and subcontractors rendering services under this contract must comply with all requirements of the Act, including but not limited to, all wage requirements and notice and record keeping duties.

The contractor shall also comply with all applicable Federal, State, and local regulations.

The Village of Tinley Park, Local Vendor Purchasing Policy provides local vendors with preferential treatment when competing for contracts with the Village. A local vendor is defined as a business that has an actual business location within the Village of Tinley Park and is licensed by the Village. As such when considering contracts, the Village of Tinley Park reserves the right to forego the lowest and responsible bid in favor of a local vendor under the following circumstances:

Contract Value	Range (up to a maximum of)
$0-$250,000	5%
$250,000-$500,000	4%
$500,000-$750,000	3%
$750,000-$1,000,000	2%
$1,000,000-$2,000,000	1%

Responsible bidders are determined pursuant to the criteria set forth pursuant to the criteria set forth in Title V, Chapter 54 of the Tinley Park Municipal Code entitled "Responsible Bidder Requirements on Public Work Projects.

Bidder qualifications and experience will also be included in the basis for determining the lowest responsible bidder.

A performance bond in a sum equal to one hundred percent (100% of the amount of the bid), with sureties to be approved by the Mayor and Board of Trustees for the faithful performance of the contract must be furnished by the successful bidder. All bids or proposals shall contain an offer to furnish bond upon acceptance of such bid or proposal.

Mayor and Board of Trustees
Village of Tinley Park

VILLAGE OF TINLEY PARK

16250 SOUTH OAK PARK AVENUE

TINLEY PARK, ILLINOIS 60477

CONTRACT INFORMATION FOR:

KIMBERLY HEIGHTS DRAINAGE IMPROVEMENTS – PHASE 1 & PHASE 2

User Department:	Village of Tinley Park Public Works Department
Date and Time of Bid Opening:	**10:00 A.M. on Wednesday, August 2, 2023**
Bid Security:	10%
Performance Security:	100%
Prequalification Necessary:	IDOT Prequalified - Drainage

Michael W. Glotz
Mayor

Patrick Carr
Village Manager

Colby Zemaitis, PE, CFM – Assistant Public Works Director
Contract Administrator

INSTRUCTION TO BIDDERS

PROJECT:

KIMBERLY HEIGHTS DRAINAGE IMPROVEMENTS – PHASE 1 & PHASE 2

NOTE: BY SUBMITTING A BID, THE BIDDER WARRANTS THAT HE HAS FAMILIARIZED HIMSELF WITH ALL REQUIREMENTS OF THE CONTRACT DOCUMENTS AS WELL AS THE VILLAGE OF TINLEY PARK PURCHASING ORDINANCE.

DEFINITIONS:

The following definitions shall apply wherever they appear in the contract documents.

VILLAGE: VILLAGE OF TINLEY PARK

OWNER: THE VILLAGE OF TINLEY PARK

BID: THE OFFER OF THE BIDDER

BIDDER: ANY INDIVIDUAL, CORPORATION, OR PARTNERSHIP WHO SUBMITS A BID

CONTRACT DOCUMENTS – Invitation to Bid Instructions, General Conditions, Special Provisions, Specifications, Drawings, Addendums, Proposals (in so far as it is not inconsistent with other contract documents) and Contract Form.

Other definitions shall be defined in Village of Tinley Park Ordinance 116.58 or in other Contract Documents.

1. BIDS – GENERAL

Bids shall be made in accordance with the instructions. Failure to execute proposals as required may, in the discretion of the Village, be cause for rejection of the bid.

2. FORMS

Bids shall be submitted on the forms provided by the Village of Tinley Park. Each bid must be submitted bound with all other contract documents.

3. BLANKS; CORRECTIONS

All blank spaces on any contract document shall be filled in with typewritten figures or ink. Any erasures or corrections shall be dated and initialed by the bidder.

4. SUBMISSION

Bids shall be submitted in opaque sealed envelopes to the Village of Tinley Park, 16250 South Oak Avenue, Tinley Park, Illinois 60477, prior to the time and date set forth for bid opening in the Notice to Bidders. Each bid shall be addressed to Village Clerk and shall bear

on the face of the envelope the name of the bidder and a statement that it is a sealed bid to be opened for the contract at the date and hour as set forth in the invitation to bid.

5. EXECUTION

Proposals shall be signed by the bidder. If the bidder is a corporation, the proposal shall bear the name of the corporation, signed by an officer authorized to bind the corporation, and sealed with the corporate seal.

6. WITHDRAWAL

Bids may be withdrawn previous to the time of the bid opening by written request. However, no bid shall be withdrawn within the one-hundred twenty (120) day period after the time set for the bid opening. Bidders withdrawing their bids prior to the time and date set for bid opening may still submit another bid if done in accordance with these instructions.

7. WORDS AND FIGURES

Where amounts are given in both words and figures, the words will govern.

8. UNIT PRICE

When unit prices are called for, bids shall include all unit cost items and alternatives shown on the proposal. When an error is made in extending total prices, the unit price will govern.

9. TAXES

All bids shall include all applicable taxes. The State of Illinois Sales Tax and Federal Excise Taxes are not applicable to sales made in the Village.

10. NET PRICE

Bid prices shall be net, including therein transportation and handling charges F.O.B. Village of Tinley Park, and shall further include all charges of whatsoever sort for labor and materials contained in the work or materials designated in the specifications and proposals.

11. BID SECURITY

Each bidder shall provide bid security in the amount of at least **Ten Percent (10%)** of its base bid. Bid security shall be in the form of a certified check, cashier's check or bid bond issued by a surety licensed to do business in the State of Illinois. Bid security shall be made payable to the order of the Village of Tinley Park. Bid security shall be held to ensure good faith on the part of the bidder and to be applied as liquidated damages should the successful bidder fail to execute all required contract documents or attempt to withdraw the bid prior to execution of the contract.

Personal checks and Company checks are not acceptable bid security and may result in the rejection of the bid as non-conforming.

12. BID SECURITY RETURN

All bid security, other than submitted by the successful bidder, will be returned to the respective bidders upon the successful execution of the contract.

13. INTERPRETATIONS

Interpretations of the meaning of any item in the Contract Documents shall be valid only if issued in writing by the Owner or the Owner's representative designated in the Contract Documents.

14. FAMILIARITY WITH CONTRACT DOCUMENTS AND SITE

Bidders shall examine all contract documents including General Conditions and Specifications, inspect and acquaint himself fully with site conditions (surface and subsurface), working conditions and restraints, if applicable, prior to the submission of his bid.

15. ALTERNATE EQUIPMENT OR MATERIALS

a. Bids shall be evaluated and considered on equipment and/or materials complying substantially with the contract specifications. If any bidder deviates from the contract specifications or provides a substitute for any required equipment and/or material listed in the contract specifications, that bidder shall list such deviations and/or substitutions, including technical data when applicable, in a letter attached to the bid or on a form that may be provided by the Village with the bid documents.

b. Brand names, which may be mentioned in the contract specifications, are used only as a reference to the type and quality of equipment and/or materials desired. However, any deviation from or substitution in a brand name stated in the contract specifications shall be listed as required under paragraph (a) of this section.

c. The Village reserves the right to determine whether any deviations and substitutions listed by the bidder are within the intent of the contract specifications and will reasonably meet the service requirements of the using department.

d. A bidder's failure to list any deviations from or substitutions in the contract specifications as required under paragraph (a) of this section may result in the rejection of the bid.

16. DESCRIPTIVE LITERATURE: EQUIPMENT OR MATERIALS

Each bidder bidding on contracts to furnish equipment or materials shall furnish with his proposal two (2) copies of descriptive literature on the supplies or equipment being bid and manufacturer's specifications shall be in sufficient detail to permit proper evaluation of the bid.

17. RESPONSIBILITY OF BIDDERS

No contract will be awarded to any person, firm, or corporation that is in arrears to the Village of Tinley Park, Illinois upon any debt or contract, or who has failed to execute in whole or in part, in a satisfactory manner, any contract with the Village of Tinley Park, or who is a defaulter as to surety or otherwise upon any obligation to the Village of Tinley Park, Illinois.

18. VILLAGE'S RIGHT TO ACCEPT OR REJECT

The Village of Tinley Park reserves the right to accept any bid which may be deemed to be in the best interest of the Village of Tinley Park. The Village of Tinley Park further reserves the right to reject any or all bids.

19. AWARDING OF CONTRACT

The Contract shall be awarded to the lowest responsible bidder based on criteria as set forth in the Village of Tinley Park Purchasing Ordinance.

20. ALTERNATE AND MULTIPLE BIDS

Unless otherwise indicated in these bid documents, the Contractor may not submit alternate or multiple bids as part of this bid package. The submission of more than one bid within a single bid package may be cause for rejection of any or all of the bids of that contractor.

21. AFFIDAVITS

The Affidavits included in these Contract Documents must be executed and submitted with the bid.

Section 2

VILLAGE OF TINLEY PARK
STATE OF ILLINOIS

PROPOSAL FORM

NOTE: ALL BLANKS ON EACH AND EVERY SHEET OF THIS PROPOSAL SHALL BE COMPLETED. FAILURE TO COMPLETE ALL BLANKS SHALL BE GROUNDS FOR REJECTION OF BIDS.

TO THE VILLAGE OF TINLEY PARK:

1. PROPOSAL OF P.T. FERRO CONSTRUCTION CO.
(Name and Address of Bidder) P.O. BOX 156
JOLIET, ILLINOIS 60434-0156

2. The specifications for the proposed work are those prepared by the Village Engineer dated **July, 2023.**

3. In submitting this proposal, the undersigned declares that the only persons or parties interested in the proposal as principals are those named herein; and that the proposal is made without collusion with any other person, firm, or corporation.

4. The undersigned further declares that he has carefully examined the proposal, plans, specifications, form of contract and contract bond, and special provisions, and that he has inspected in detail the site of the proposed work, and that he has familiarized himself with all of the local conditions affecting the contract and the detailed requirements of construction, and he understands that in making this proposal he waives all right to plead any misunderstanding regarding the same.

5. The undersigned further understands and agrees that if this proposal is accepted he is to furnish and provide all necessary machinery, tools, apparatus, and other means of construction, in the respective sections, and to do all of the work, and to furnish all of the materials specified in the contract.

6. The undersigned declares that he understands that the quantities mentioned are approximate only and that they are subject to increase or decrease; that he will take in full payment therefore the amount and the summation of the actual quantities, as finally determined multiplied by the unit price shown in the schedule of prices contained herein.

7. The undersigned further agrees that the unit prices submitted herewith are for the purpose of obtaining a gross sum, and for use in computing the value of extras and deduction; that if there is a discrepancy between the gross sum bid and that resulting from the summation of the quantities multiplied by their respective unit prices, the latter shall apply.

8. The undersigned further agrees that if the owner decides to increase or decrease the quantities, or otherwise alter it by extras or deductions, including the elimination of any of the pay items, he will perform the work as altered, increased or decreased at the provided contract unit price.

9. The undersigned further agrees to execute a contract for this work and present the same to the Village of Tinley Park within fifteen (15) days after the date of the notice of the award of the contract to him.

10. The undersigned further agrees that he and his surety will execute and present within fifteen (15) days after the date of the notice of the award of the contract, a contract bond satisfactory to and in the form prescribed by the Village of Tinley Park in the penal sum of one hundred percent (100%) of the full amount of the contract within the terms of the contract.

11. The undersigned further agrees to begin work not later than fifteen (15) days after the execution of the acceptance of the contract and contract bond, unless otherwise provided and to prosecute the work in such manner and with sufficient materials, equipment, and labor as will insure its completion within the time limit specified herein, it being understood and agreed that the completion within the time limit is an essential part of the contract. The undersigned agrees to complete the work **as specified in the Special Provisions section** and agreed to schedule by both parties, unless additional time shall be granted by the Village of Tinley Park in accordance with provisions of the specifications.

    In case of failure to complete the work in or before the time named herein or within such extra time as may have been allowed by extensions, the undersigned agrees that the Village of Tinley Park shall assess liquated damages in the amount of $1,000 per day until the work is completed and approved by the Village Engineer or Public Works Director.

13. Accompanying this proposal is a bid bond, bank draft, bank cashier's check, or a certified check, complying with the requirement of the specifications, made payable to the Village of Tinley Park.

    THE AMOUNT OF THE CHECK OR DRAFT IS ($ 10% Bid Bond)

    If this proposal is accepted and the undersigned shall fail to execute a contract and the contract bond as required within, it is hereby agreed that the amount of the check or bank draft shall become the property of the Village of Tinley Park and shall be considered as payment of damages due to the delay and other causes suffered by the Village of Tinley Park because of the failure to execute said contract and contract bond; otherwise said check or draft, shall be returned to the undersigned.

14. The undersigned submits herewith his schedule of prices covering the work to be performed under this contract; he understands that he must show in the schedule of unit prices for which he proposes each item of work, that the extensions must be made by him and that if not so done his proposal may be rejected as irregular.

15. All bidders must furnish current financial statement with the bid.

16. All bidders must furnish a list of equipment available for and to be used on this project with their bid.

17. The undersigned submits herewith his schedule of prices covering the work to be performed under this contract.

18. This set of contract documents shall remain intact and shall be submitted in its entirety with the proposal.

19. The undersigned understands that to be considered a responsible bidder they must comply with the provisions of Title V Chapter 54 of the Tinley Park Municipal Code.

VILLAGE OF TINLEY PARK
STATE OF ILLINOIS

(IF AN INDIVIDUAL)

SIGNATURE OF BIDDER_____ (SEAL)

BUSINESS ADDRESS_____

_____

(IF A CO-PARTNERSHIP)

FIRM NAME_____ (SEAL)

SIGNED BY _____ (SEAL)

BUSINESS ADDRESS_____

_____

Insert Names and _____

Addresses of All _____

Members of the firm _____

(IF A CORPORATION)

CORPORATE NAME P.T. FERRO CONSTRUCTION CO.

SIGNED BY Matt Marketti

BUSINESS ADDRESS P.O. BOX 156
JOLIET, ILLINOIS 60434-0156

P.T. FERRO CONSTRUCTION CO Corporate SEAL ILLINOIS

(CORPORATE SEAL)

PRESIDENT MATT MARKETTI

Insert Names of Officers

SECRETARY Dave Berkley

TREASURER Diane Abernathy

ATTEST: _____
Secretary

Village of Tinley Park ILLINOIS

SCHEDULE OF PRICES

Project: Kimberly Heights Drainage Improvements - Phase 1 & Phase 2

Item No.	*Item Description*	*Unit*	*Quantity*	*Unit Price*	*Total Price*
1	TREE REMOVAL, ACRES	ACRE	0.01	250,000.00	2,500.00
2	TREE ROOT PRUNING	EACH	37	100.00	3,700.00
3	TREE PRUNING (1 TO 10 INCH DIAMETER)	EACH	11	100.00	1,100.00
4	TREE PRUNING (OVER 10 INCH DIAMETER)	EACH	26	100.00	2,600.00
5	TRENCH BACKFILL	CU YD	1,275	25.00	31,975.00
6	GRADING AND SHAPING DITCHES	FOOT	4,100	10.00	41,000.00
7	SEEDING, CLASS 2A	ACRE	0.01	4,840.00	48.40
8	EROSION CONTROL BLANKET	SQ YD	30	10.00	300.00
9	TEMPORARY DITCH CHECKS	FOOT	260	15.00	3,900.00
10	INLET AND PIPE PROTECTION	EACH	5	150.00	750.00
11	INLET FILTERS	EACH	54	50.00	2,700.00
12	STONE RIPRAP, CLASS A3	SQ YD	25	80.00	2,000.00
13	PORTLAND CEMENT CONCRETE DRIVEWAY PAVEMENT, 7 INCH	SQ YD	190	105.00	19,950.00
14	DRIVEWAY PAVEMENT REMOVAL	SQ YD	1,480	20.00	29,600.00
15	COMBINATION CURB AND GUTTER REMOVAL	FOOT	10	50.00	500.00
16	CLASS B PATCHES, TYPE II, 8 INCH	SQ YD	10	250.00	2,500.00
17	PRECAST REINFORCED CONCRETE FLARED END SECTIONS - ELLIPTICAL, EQUIVALENT ROUND-SIZE 24"	EACH	1	2,500.00	2,500.00
18	STORM SEWERS, CLASS A, TYPE 1 12"	FOOT	399	65.00	25,935.00
19	STORM SEWERS, CLASS A, TYPE 1 15"	FOOT	162	75.00	12,150.00
20	STORM SEWERS, CLASS A, TYPE 1 18"	FOOT	138	85.00	11,730.00
21	STORM SEWERS, CLASS A, TYPE 1 24"	FOOT	140	110.00	15,400.00
22	STORM SEWERS, CLASS A, TYPE 2 12"	FOOT	379	78.00	29,562.00
23	STORM SEWERS, CLASS A, TYPE 2 15"	FOOT	1,317	88.00	115,896.00
24	STORM SEWERS, CLASS A, TYPE 2 18"	FOOT	89	97.00	8,633.00
25	STORM SEWERS, CLASS A, TYPE 2 24"	FOOT	250	130.00	32,500.00
26	STORM SEWERS, CLASS A, TYPE 1 EQUIVALENT ROUND-SIZE 18"	FOOT	122	160.00	19,520.00
27	STORM SEWERS, CLASS A, TYPE 1 EQUIVALENT ROUND-SIZE 24"	FOOT	49	200.00	9,800.00

28	STORM SEWER REMOVAL 8"	FOOT	21	10.00	210.00
29	STORM SEWER REMOVAL 10"	FOOT	263	10.00	2,630.00
30	STORM SEWER REMOVAL 12"	FOOT	827	10.00	8,270.00
31	STORM SEWER REMOVAL 15"	FOOT	516	10.00	5,160.00
32	STORM SEWER REMOVAL 18"	FOOT	24	10.00	240.00
33	ABANDON AND FILL EXISTING STORM SEWER	FOOT	31	125.00	3,875.00
34	ADJUSTING WATER MAIN 6"	FOOT	168	175.00	29,400.00
35	CATCH BASINS, TYPE A, 4'-DIAMETER, TYPE 1 FRAME, OPEN LID	EACH	1	3,100.00	3,100.00
36	CATCH BASINS, TYPE A, 4'-DIAMETER, TYPE 8 GRATE	EACH	12	3,100.00	37,200.00
37	CATCH BASINS, TYPE A, 5'-DIAMETER, TYPE 1 FRAME, CLOSED LID	EACH	1	4,675.00	4,675.00
38	CATCH BASINS, TYPE A, 5'-DIAMETER, TYPE 8 GRATE	EACH	1	3,900.00	3,900.00
39	MANHOLES, TYPE A, 4'-DIAMETER, TYPE 1 FRAME, CLOSED LID	EACH	1	3,700.00	3,700.00
40	MANHOLES, TYPE A, 4'-DIAMETER, TYPE 8 GRATE	EACH	5	3,000.00	15,000.00
41	MANHOLES, TYPE A, 5'-DIAMETER, TYPE 1 FRAME, CLOSED LID	EACH	6	4,800.00	28,800.00
42	MANHOLES, TYPE A, 5'-DIAMETER, TYPE 8 GRATE	EACH	7	4,050.00	28,350.00
43	MANHOLES, TYPE A, 6'-DIAMETER, TYPE 1 FRAME, CLOSED LID	EACH	4	6,500.00	26,000.00
44	MANHOLES, TYPE A, 6'-DIAMETER, TYPE 8 GRATE	EACH	2	5,800.00	11,600.00
45	MANHOLES, TYPE A, 7'-DIAMETER, TYPE 1 FRAME, CLOSED LID	EACH	1	7,100.00	7,100.00
46	INLETS, TYPE A, TYPE 8 GRATE	EACH	22	1,400.00	30,800.00
47	REMOVING CATCH BASINS	EACH	3	250.00	750.00
48	REMOVING INLETS	EACH	1	250.00	250.00
49	REMOVE EXISTING FLARED END SECTION	EACH	5	250.00	1,250.00
50	COMBINATION CONCRETE CURB AND GUTTER, TYPE B-6.12	FOOT	10	150.00	1,500.00
51	WATER MAIN SERVICE ADJUSTMENT	EACH	16	1,750.00	28,000.00
52	SANITARY SEWER SERVICE ADJUSTMENT	EACH	3	2,500.00	7,500.00
53	EXPLORATORY EXCAVATION	EACH	10	850.00	8,500.00
54	CLASS D PATCHES, 6 INCH	SQ YD	1,550	75.00	116,250.00
55	RETAINING WALL REMOVAL	FOOT	20	50.00	1,000.00
56	BRICK PAVER REMOVAL AND REPLACEMENT	SQ FT	80	35.00	2,800.00
57	TOPSOIL FURNISH AND PLACE, 4"	SQ YD	9,100	3.50	31,850.00
58	SODDING, SPECIAL	SQ YD	9,100	8.50	77,350.00
59	TEMPORARY EROSION CONTROL SEEDING	POUND	185	0.01	1.85
60	AGGREGATE SHOULDERS, TYPE B (SPECIAL)	TON	40	60.00	2,400.00

61	HOT-MIX ASPHALT DRIVEWAY PAVEMENT, 6"	SQ YD	1,290	70.00	90,300.00
62	STORM SEWERS, TYPE 1, WATER MAIN QUALITY PIPE, 12"	FOOT	567	65.00	36,855.00
63	STORM SEWERS, TYPE 1, WATER MAIN QUALITY PIPE, 15"	FOOT	32	70.00	2,240.00
64	STORM SEWERS, TYPE 2, WATER MAIN QUALITY PIPE, 12"	FOOT	281	70.00	19,670.00
65	RESTORATION, SPECIAL	EACH	1	5,000.00	5,000.00
66	STORM SEWER CONNECTION	EACH	5	500.00	2,500.00
				Bid Total:	$1,114,626.25

The following Addendums have been acknowledged: N/A

* The quantities specified above are estimates. The final payouts will be based on final quantities submitted by the Contractor and confirmed by the Village

Village of Tinley Park ILLINOIS

PROPOSAL BID SUMMARY

Bid Total	ONE MILLION ONE HUNDRED FOURTEEN THOUSAND SIX HUNDRED TWENTY SIX DOLLARS + 25/100	$1,114,626.25

P.T. FERRO CONSTRUCTION CO.
P.O. BOX 156
JOLIET, ILLINOIS 60434-0156

Contractor's Name

(815) 726-6284

Contractor's Phone

ESTIMATING @ PTFERRO.COM

Contractor's Contact Person

Village of Tinley Park ILLINOIS

Bidder Information

Date Submitted: 8/2/23

Company Name: P.T. FERRO CONSTRUCTION CO.
P.O. BOX 156
JOLIET, ILLINOIS 60434-0156

Address: _____

City, State Zip Code: _____

Phone Number: (815) 726-6294 **Fax Number:** (815) 726-5614

Company Email: ESTIMATING@PTFERRO.COM

Contact Person and Cell Number: MATT MARKETTI (815) 739-0928

CERTIFICATIONS BY CONTRACTOR

Affidavit of Compliance

Contractor and all subcontractors shall complete this Affidavit of Compliance ("Affidavit") and submit supporting documentation as required pursuant to *Responsible Bidder Requirements on Public Work Projects*. Contractor must submit this Affidavit and all related evidence with its bid. Contractor shall be responsible for providing this Affidavit to all subcontractors who will perform work on the project. All subcontractors' Affidavits and supporting documentation must be submitted no later than the date and time of the contract award. Failure to comply with all submission requirements may result in a determination that the Contractor is not a responsible bidder.

For the remainder of this Affidavit, "Contractor" refers to the general contractor and all subcontractors. Each item must be answered. If the question is not applicable, answer "NA." If the answer is none, answer "none."

The certifications set forth in this Affidavit and all documents attached hereto shall become a part of any contract awarded to the Contractor. Furthermore, Contractor shall comply with these certifications during the term and/or performance of the contract.

The undersigned MATT MARKETO, as PRESIDENT and on behalf
(Name) (Title)
of P.T. FERRO CONSTRUCTION CO. having been duly sworn under oath certifies that:
(Contractor)

Tax Liens Or Tax Delinquencies

The undersigned on behalf of the entity making the foregoing proposal certifies that neither the undersigned nor the entity is barred from contracting with the Village of Tinley Park because of any delinquency in the payment of any tax administered by the State of Illinois, Department of Revenue, unless the undersigned or the entity is contesting, in accordance with the procedures established by the appropriate revenue act, liability of the tax or the amount of tax.

The undersigned or the entity making the proposal or bid understands that making a false statement regarding delinquency in taxes is a Class A Misdemeanor and in addition, voids the contract and allows the municipality to recover all amounts paid to the individual or entity under the contract in a civil action.

Disclosure of any federal, state or local tax liens or tax delinquencies against the contractor of any officers of the contractor in the last five (5) years Yes [ ] No [X]

"No" means "not applicable." If "yes," describe lien/delinquencies and resolution:

N/A

Equal Opportunity Employer Compliance

The EQUAL EMPLOYMENT OPPORTUNITY CLAUSE is required by the Illinois Human Rights Act and the Rules and Regulations of the Illinois Department of Human Rights published at 44 Illinois Administrative Code Section 750, et seq.

In the event of the contractor's noncompliance with any provision of this Equal Employment Opportunity Clause, the Illinois Human Right Act, or the Rules and Regulations for Public Contracts of the Department of Human Rights (hereinafter referred to as the Department) the contractor may be declared nonresponsible and therefore ineligible for future contracts or subcontracts with the State of Illinois or any of its political subdivisions or municipal corporations, and the contract may be cancelled or avoided in whole or in part, and such other sanctions or penalties may be imposed or remedies involved as provided by statute or regulation.

During the performance of this contract, the contractor agrees:

(A) That it will not discriminate against any employee or applicant for employment because of race, color, religion, sex, national origin or ancestry; and further that it will examine all job classifications to determine if minority persons or women are underutilized and will take appropriate affirmative action to rectify any such underutilization.

(B) That, if it hires additional employees in order to perform this contract, or any portion hereof, it will determine the availability (in accordance with the Department's Rules and Regulation for Public Contracts) of minorities and women in the area(s) from which it may reasonably recruit and it will hire for each job classification for which employees are hired in such a way that minorities and women are not underutilized.

(C) That in all solicitations or advertisements for employees placed by it or on its behalf, it will state that all applicants will be afforded equal opportunity without discrimination because of race, color, religion, sex, marital status, national origin or ancestry, age, physical or mental handicap unrelated to ability, or an unfavorable discharge from military service.

(D) That it will send to each labor organization or representative of workers with which it has or is bound by a collective bargaining or other agreement or understanding, a notice advising such labor organization or representative of the contractor's obligations under the Illinois Human Rights Act and the Department's Rules and Regulations for Public Contract. If any such labor organization or representative fails or refuses to cooperate with the contractor in its efforts to comply with such Acts and Rules and Regulations, the contractor will promptly so notify the Department and the contracting agency will recruit employees from the

sources when necessary to fulfill its obligations thereunder.

(E) CONTRACTOR certified that it is presently in compliance with all of the terms, conditions and provisions of Section 5/2-105 of the Illinois Human Rights Act (775 ILCS 5/2-105), together with all rules and regulations promulgated and adopted pursuant thereto.

(F) That it will submit reports as required by the Department's Rules and Regulations for Public Contracts, furnish all relevant information as may from time to time be requested by the Department or the contracting agency, and in all respects comply with the Illinois Human Rights Act and the Department's Rules and Regulations for Public Contracts.

(G) That it will permit access to all relevant books, records, accounts and work sites by personnel of the contracting agency and the Department for purposes of investigation to ascertain compliance with the Illinois Human Rights Act and the Department's Rules and Regulations for Public Contracts.

(H) That it will include verbatim or by reference the provisions of this Equal Employment Opportunity Clause in every subcontract it awards under which any portion of the contract obligations are undertaken or assumed, so that such provisions will be binding upon such subcontractor. In the same manner as the other provisions of this contract, the contractor will be liable for compliance with applicable provisions of this clause by such subcontractors; and further it will promptly notify the contracting agency and the Department in the event of any subcontractor fails or refuses to comply therewith. In addition, the contractor will not utilize any subcontractor declared by the Illinois Human Rights Department to be ineligible for contracts or subcontracts with the State of Illinois or any of its political subdivisions or municipal corporations.

(1) "Subcontract" mean any agreement, arrangement or understanding, written or otherwise, between a public contractor and any person under which any portion of the public contractor's obligation under one or more public contracts is performed, undertaken or assumed; the term "subcontract," however, shall not include any agreement, arrangement or understanding in which the parties stand in the relationship of an employer and an employee, or between a bank or other financial institution and its customers.

It is expressly understood that the foregoing statements and representations and promises are made as a condition to the right of the bidder to receive payment under any award made under the terms and provisions of this bid.

Have written sexual harassment policies that shall include, at a minimum, the following information: (i) the illegality of sexual harassment; (ii) the definition of sexual harassment under State law; (iii) a description of sexual harassment, utilizing examples; (iv) the vendor's internal compliant process including penalties; (v) the legal recourse, investigative and complaint process available through the Department and the Commission; (vi) directions on how to contact the Department and Commission; (vi) directions on how to contact the Department and Commission; and (vii) protection against retaliation as provided by Section 6-101 of this Act. A copy of the policies shall be provided to the Department upon request.

In the event that this contract is subject to Executive Order 11246, Seller certifies that it (1) is in compliance with Section 202 thereof and the Rules and Regulations issued thereunder; (2) does not and will not provide or maintain at any of its establishments, or permit it's employees to perform their services at any location under its control where there are maintained, segregated facilities, and (3) agrees that a breach of this Certification violates the Equal Employment clause of Executive Order 11246. "Segregated Facilities," means facilities which are in fact segregated on a basis of race, color, creed, sec, religion or national origin, because of habit, local custom, or otherwise.

Contractor is in compliance with provisions of Section 2000e of Chapter 21, Title 42 of the United States Code and Federal Executive Order No. 11246 as amended by Executive Order No. 11375 (known as the Equal Opportunity Employer provisions). Yes [X] No [ ]

Felony

Contractor certifies that it has not been barred from being awarded a contract under Section 1400.5015 of the Treasurer's Procurement Rules (44 Ill. Adm. Code 1400.5015).

The Americans With Disabilities Act

As a condition of receiving this contract, the undersigned vendor certified that services, programs and activities provided under this contract are and will continue to be in compliance with the Tinley Park Accessibility Code.

Employee Classification

Contractor's employees who will perform work on the project are properly classified as an employee or independent contractor under all applicable state and federal laws and local ordinances (Form B). N/A [ ] Yes [X] No [ ]

Professional or Trade Licenses

Contractor will possess all applicable professional and trade licenses required for performing the Contract work: Yes [X] No [ ]

License	Number	Date Issued	Current Expiration	Holder of License
Local 150				
Local 75				
Local 179				
Local 11				

If any of the above license(s) have been revoked or suspended, state the date and reason for suspension/revocation: N/A

Subcontractor Information

Provide the name and address of subcontractors from whom Contractor has accepted a bid or intends to hire to perform work on any part of the project.

NOTE: All subcontractors shall complete and submit an Affidavit of Compliance no later than the date the subcontractor commences work on the project.

Subcontractors, if any, who will Perform Work on this Project (Attach additional if needed):

Name	Address	Work to be Performed
KD Landscape	2128 Gould Ct Rockford, IL 61126	Landscape

Worker Certification

Contractor certifies that any and all individuals who will perform work on the project on behalf of the Contractor, verifying that each individual is properly classified as an employee or independent contractor. Contractor also verifies that all Contractor's employees are covered under a current workers' compensation policy, properly classified under the workers' compensation policy, and covered by a health and welfare and retirement plan.

Awarded low bidder acknowledges they can provide the following:

X Certificate of Good Standing
(or other evidence of compliance with laws pre-requisite to doing business in the state)

X Illinois Department of Revenue registration

X Illinois Department of Employment Security registration

X Standards of Apprenticeship/Apprentice Agreements

X Substance Abuse Prevention program (or applicable provision from CBA in effect)

X Written Safety Policy Statement signed by company representative

X OSHA cards evidencing 10-hour or greater safety program completed

X

____ Workers' Compensation Coverage

X Professional or Trade Licenses

Eligibility to Contract

The undersigned hereby certifies that the Contractor is not barred from bidding on or entering into this contractor as a result of a violation of either the bid-rigging or bid-rotating provisions of Article 33E of the Criminal Code of 1961, as amended.

(A) The bid is not made in the interest of or on behalf of any undisclosed person, partnership, company, association, organization or corporation;

(B) The bidder has not in any manner directly or indirectly sought by consultation, communication or agreement with anyone to fix the bid price of said bidder or any other bidder or to fix any overhead profit or cost element of such bid price of that of any other bidder or to secure any advantage against the public body awarding the contract or anyone interested in the proper contract.

(C) The bid genuine and not collusive or sham;

(D) The prices or breakdowns thereof and any and all contents which had been quoted in the bid have not been knowingly disclosed by the bidder and will not be knowingly disclosed by the bidder directly or indirectly to any other bidder or any competitor prior to opening;

(E) All statements contained in such bid are true;

(F) No attempt has been made or will be made by the bidder to induce any other person or firm to submit a false or sham bid;

(G) No attempt has been made or will be made by the bidder to induce any other person or firm to submit or not to submit a bid for the purpose of restricting competition;

(H) No officer or employee of the Village of Tinley Park has a direct or indirect pecuniary interest in this bid.

(I) No officer or employee of the village of Tinley Park has disclosed to the bidder any information related to the terms of a sealed bid.

(J) No officer or employee of the Village of Tinley Park has informed the bidder that the bid will be accepted only if the specified persons are included as subcontractors.

(K) Only the bidder will be entitled to the proceeds of the contract if this bid is accepted by the Village of Tinley Park.

(L) This bid is made without the benefit of information obtained in violation of law.

(M) The undersigned certified that the bidder has never been convicted for a violation of State laws prohibiting bid rigging or bid rotating.

P.T. FERRO CONSTRUCTION CO.

Name of Contractor (please print)

Submitted by (signature)

PRESIDENT

Title

Certificate of Compliance with Illinois Human Rights Act

The undersigned hereby certifies that the Contractor is in compliance with Title 7 of the 1964 Civil Rights Act as amended and the Illinois Human Rights Act as amended.

P.T. FERRO CONSTRUCTION CO.

Name of Contractor (please print)

Submitted by (signature)

PRESIDENT

Title

Certificate of Compliance with Illinois Drug-Free Workplace Act

The undersigned, **having 25 or more employees**, does hereby certify pursuant to section 3 of the Illinois Drug Free Workplace Act (30 ILCS 580/3) that it shall provide a drug-free workplace for all employees engaged in the performance of the work under the contract by complying with the requirements of the Illinois Drug-Free Workplace Act and, further certifies, that it is not ineligible for award of this contract by reason of debarment for a violation of the Illinois Drug-Free Workplace Act.

(A) Notifying employees that the unlawful manufacture, distribution, dispensation, possession, or use of a controlled substance is prohibited in the aforementioned company's workplace.

(B) Specifying the actions that will be taken against employees for violations of this prohibition;

(C) Notifying the employees that, as a condition of their employment to do work under the contract with the Village of Tinley Park, the employees will:
  (1) Abide by the terms of the statement; and
  (2) Notify the aforementioned company of any criminal drug statue conviction for a violation occurring in the workplace not later than five (5) days after such a conviction.

(D) Establishing a drug free awareness program to inform the aforementioned company's employees about:
  (1) The dangers of drug abuse in the workplace;
  (2) The aforementioned company's policy of maintain a drug free workplace;
  (3) Any available drug counseling, rehabilitation, and employee assistance programs; and
  (4) The penalties that may be imposed upon employees for drug violations.

(E) Making it a requirement to give a copy of the statement required by Section 5 to each employee engaged in the performance of the contract with the Village of Tinley Park and to post the statement in a prominent place in the workplace;

(F) Notifying the Village of Tinley Park within ten (10) days after receiving notice under Section 5.C.2. from an employee or otherwise receiving actual notice of such a conviction;

(G) Imposing a sanction on, or requiring the satisfactory participation in a drug abuse assistance or rehabilitation program by, any employee who is so convicted, as required by Section 6., below;

(H) Training personnel to effectively assist employees in selecting a proper course of action in the event drug counseling, treatment, and rehabilitations required and indicating that an effectively trained counseling and referral team is in place;

(I) Making a good faith effort to continue to maintain a drug free workplace through implementing these requirements.

(J) Making a good faith effort to continue to maintain a drug free workplace through implementation of this policy.

The undersigned further affirms that within thirty (30) days after receiving notice from an employee of a conviction of a violation of the criminal drug statute occurring in the aforementioned company's workplace he shall:

/ (A) Take appropriate personnel action against such employee up to and including termination; or

/ (B) Require the employee to satisfactorily participate in drug abuse assistance or rehabilitation program approved for such purposes by a federal, state, or local health, law enforcement, or other appropriate agency.

P.T. FERRO CONSTRUCTION CO.

Name of Contractor (please print)

Submitted by (signature)

PRESIDENT

Title

Certificate Regarding Sexual Harassment Policy

The undersigned does hereby certify pursuant to section 2-105 of the Illinois Human Rights Act (775 ILCS 5/2-105) that it has a written sexual harassment policy that includes, at a minimum, the following information: (i) the illegality of sexual harassment; (ii) the definition of sexual harassment under State law; (iii) a description of sexual harassment, utilizing examples; (iv) an internal complaint process including penalties; (v) the legal recourse, investigative and complaint process available through the Department of Human Rights and Human Rights Commission; (vi) direction on how to contact the Department of Human Rights and Human Rights Commission; and (vii) protection against retaliation.

P.T. FERRO CONSTRUCTION CO
Name of Contractor (please print)

Submitted by (signature)

PRESIDENT
Title

Certificate of Compliance with Substance Abuse Prevention on Public Works Projects Act

The undersigned hereby certifies that:

(A) There is in place a written program which meets or exceeds the program requirements of the Substance Abuse Prevention on Public Works Projects Act (P.A. 95-0635), and has provided a written copy thereof to the Village of Tinley Park.

(B) There is in place a collective bargaining agreement which deals with the subject matter of the Substance Abuse Prevention on Public Works Projects Act (P.A. 95-0635)

(Cross out either A or B depending upon which certification is correct)

P.T. FERRO CONSTRUCTION CO.
Name of Contractor (please print)

Submitted by (signature)

PRESIDENT
Title

Certificate of Compliance with Prevailing Wage Requirements

The undersigned hereby certifies that:

This contract calls for the construction of a "public work," within the meaning of the Illinois Prevailing Wage Act, 820 ILCS 130/.01 et seq. ("the Act"). The Act requires contractors and subcontractors to pay laborers, workers and mechanics performing services on public works projects no less than the current "prevailing rate of wages" (hourly cash wages plus amount for fringe benefits) in the county where the work is performed. The Department publishes the prevailing wage rates on its website at http://www.state.il.us/agency/idol/rates/rates.HTM. The Department revises the prevailing wage rates and the contractor/subcontractor has an obligation to

check the Department's web site for revisions to prevailing wage rates. For information regarding current prevailing wage rates, please refer to the Illinois Department of Labor's website. All contractors and subcontractors rendering services under this contract must comply with all requirements of the Act, including but not limited to, all wage requirements and notice and record keeping duties.

P.T. FERRO CONSTRUCTION CO.
Name of Contractor (please print)

Submitted by (signature)

PRESIDENT
Title

Certificate of Compliance with the Village of Tinley Park Responsible Bidder Ordinance

The undersigned or the entity making the proposal or bid has reviewed and is in compliance with Title V Chapter 54 of the Tinley Park Municipal Code ("Responsible Bidder Requirements Code").

Before award of the project, bidder must submit the required documents including evidence of participation in apprenticeship training programs applicable to the work to be performed on the project, which are approved by and registered with the United States Department of Labor's Office of Apprenticeship, or its successor organization, and apprentice graduation information as required under the Responsible Bidder Requirements Code.

P.T. FERRO CONSTRUCTION CO.
Name of Contractor (please print)

Submitted by (signature)

PRESIDENT
Title

(NOTE: These affidavits must be completed by an authorized representative of the bidder)

AFFIDAVIT - Business Status of Bidder

BIDDER/APPLICANT:

P.T. FERRO CONSTRUCTION CO.
Name
P.O. BOX 156
JOLIET, ILLINOIS 60434-0156
Principal place of business

Address

City, State, Zip Code

The Bidder is a:

_____ Corporate
_____ Partnership
_____ Limited Liability Company
_____ Sole Proprietorship
_____ Other (please explain :_____)

Corporation

The state of incorporation is: IL

The registered agent of the corporation in Illinois is:
Name P.T. FERRO CONSTRUCTION CO.
Address P.T. FERRO CONSTRUCTION CO.
P.O. BOX 156
City, State, Zip JOLIET, ILLINOIS 60434-0156

P.T. FERRO CONSTRUCTION CO Corporate SEAL ILLINOIS

The Officers of the corporation are:

MATT MARKETTI
President

DALE BERRY
Secretary

VINCE FERRO / DALE BERRY
Vice President

DALE BERRY
Treasurer

The Corporation is authorized to do business in the State of Illinois.

Limited Liability Company

The state of registration is: _____

The registered agent of the Limited Liability Company in Illinois is:

Name _____

Address _____

City, State, Zip _____

The registered office of the Limited Liability Company in Illinois is:

Address _____

City, State, Zip _____

The managers and members of the Limited Liability Company are:

_____	_____
Name	Name
_____	_____
Address	Address
_____	_____
City, State	City, State

The LLC is authorized to do business in the State of Illinois

Sole Proprietorship

The address of the sole proprietor is:

_____

Address

_____

City, State

The sole proprietor transacts business in Illinois under the following assumed names:

_____	_____

*NOTE: THIS AFFIDAVIT MUST BE COMPLETED BY THE CHIEF OFFICER OF THE BIDDER

AFFIDAVIT - Bidder Availability

The undersigned, _____, being first duly sworn on Oath and being duly authorized to make this Affidavit, hereby declares that the following is a true and correct statement relating to All uncompleted contracts of the undersigned for Federal, State, County, City and private work, including All subcontract work; and all pending low bids not yet awarded or rejected; and equipment available.

PART I. WORK UNDER CONTRACT

List below all work you have under contract as either a prime contractor or a subcontractor, including all pending low bids not yet awarded or rejected.

	1	2	3	4	5	Awards Pending	Total
County and Section No.							
Contract With							
Estimated Completion Date							
Total Contract Price							
Uncompleted Dollar Value							

PART II. UNCOMPLETED WORK TO BE DONE WITH YOUR OWN FORCES.

List below the uncompleted dollar value of work for each contract to be completed with your own forces. All work subcontract to others will be listed on the reverse of this form. In a joint venture list only that portion of the work to be done by your company.

Description							TOTALS

_____

(SIGNATURE)

_____

(PRINT NAME)

_____

(TITLE)

Subscribed and Sworn to before me the
_____day of _____, AD, 2023

_____

NOTARY PUBLIC

Bid Proposal Checklist

CHECK THE FOLLOWING LIST TO MAKE SURE THAT YOUR BID CONTAINS ALL OF THE REQURIED DOCUMENTS.

✓ 1. BID SECURTIY

✓ 2. BID PROPOSAL, DULY SIGNED & NOT NOTARIZED

✓ 3. SCHEDULE OF PRICES (ACKNOWLEDGE ADDENDUMS IF APPLICABLE)

✓ 4. BIDDER INFORMATION

✓ 5. CERTIFICATIONS

A. Affidavit of Compliance
B. Tax Liens or Tax Delinquencies
C. Equal Opportunity Employer Compliance
D. Employee Classification
E. Professional or Trade Licenses
F. Subcontractor Information
G. Worker Certification
H. Eligibility to Contract
I. Certificate of Compliance with Illinois Human Rights Act
J. Certificate of Compliance with Illinois Drug-Free Workplace Act
K. Certificate Regarding Sexual Harassment Policy
L. Certificate of Compliance with Substance Abuse Prevention on Public Works Projects Act
M. Certificate of Compliance with Prevailing Wage Requirements
N. Certificate of Compliance with the Village of Tinley Park Responsible Bidder Ordinance (apprentice programs evidence will be required before award)

✓ 6. AFFIDAVIT - BUSINESS STATUS OF BIDDER

✓ 7. AFFIDAVIT - BIDDER AVAILABILITY

FAILURE TO INCLUDE ANY ONE OR ALL OF THE ABOVE MAY CONSTITUTE SUITABLE GROUNDS FOR REJECTION OF YOUR BID.

Illinois Department of Transportation

Affidavit of Availability

For the Letting of 8/2/2023
(Letting date)

Instructions: Complete this form by either typing or using black ink. "Authorization to Bid" will not be issued unless both sides of this form are completed in detail. Use additional forms as needed to list all work.

Bureau of Construction
2300 South Dirksen Parkway Room 322
Springfield, Illinois 62764

Part I. Work Under Contract

List below all work you have under contract as either a prime contractor or a subcontractor. It is required to include all pending low bids not yet awarded or rejected. In a joint venture, list only that portion of the work which is the responsibility of your company. The uncompleted dollar value is to be based upon the most recent engineer's or owners estimate, and must include work subcontracted to others. If no work is contracted, show **NONE.**

	1	2	3	4	Awards Pending	
Contract Number	I80 EB STRUCTURES (GARDNER/ROWELL) #60W34	LARAWAY & CEDAR RD #61B89	GARNSEY BRIDGE #61G53	CICERO AVE SIGNAL & LIGHTING #62F87	KIMBER & HAINES WATERMAIN	
Contract With	IDOT	IDOT	IDOT	IDOT	VILLAGE OF NEW LENOX	
Estimated Completion Date	6/1/2023	7/1/2022	8/1/2022	7/1/2022	11/30/2023	
Total Contract Price	5,512,026.08	7,905,135.77	2,324,587.54	1,073,907.82	1,356,771.00	Accumulated Totals
Uncompleted Dollar Value if Firm is the Prime Contractor	10,000.00	929,559.10	1,267,392.04	902,760.82	1,356,771.00	4,466,482.96
Uncompleted Dollar Value if Firm is the Subcontractor						0.00
				Total Value of All Work		4,466,482.96

Part II. Awards Pending and Uncompleted Work to be done with your own forces.

List below the uncompleted dollar value of work for each contract and awards pending to be completed with your own forces. All work subcontracted to others will be listed on the reverse of this form. In a joint venture, list only that portion of the work to be done by your company. If no work is contracted, show **NONE**.

						Accumulated Totals
Earthwork		5,000.00	10,000.00	57,163.00		72,163.00
Portland Cement Concrete Paving						0.00
HMA Plant Mix			22,814.44	164,934.86	136,510.00	324,259.30
HMA Paving						0.00
Clean & Seal Cracks/Joints						0.00
Aggregate Bases & Surfaces				32,323.00		32,323.00
Highway,R.R. and Waterway Structures			753,901.40			753,901.40
Drainage			250,000.00	39,362.00	1,006,527.50	1,295,889.50
Electrical						0.00
Cover and Seal Coats						0.00
Concrete Construction			80,000.00	35,324.80	98,427.50	213,752.30
Landscaping						0.00
Fencing						0.00
Guardrail						0.00
Painting						0.00
Signing						0.00
Cold Milling, Planning & Rotomilling	10,000.00			27,288.54		37,288.54
Demolition						0.00
Pavement Markings (Paint)						0.00
						0.00
						0.00
Totals	10,000.00	5,000.00	1,116,715.84	356,396.20	1,241,465.00	2,729,577.04

Disclosure of this information is **REQUIRED** to accomplish the statutory purpose as outlined in the "Illinois Procurement Code".

Failure to comply will result in non-issuance of an "Authorization To Bid." This form has been approved by the State Forms Management Center.

Part III. Work Subcontracted to Others

For each contract described in Part I, list all the work you have subcontracted to others.

	1	2	3	4	Awards Pending
Subcontractor	BULLS EYE BORIN	TRI-TECH	TOUGH CUTS	VAN MACK	SEASONS LANDSCAPE
Type of Work	BORING	ELECTRIC	DECK GROOVING	ELECTRIC	LANDSCAPE
Subcontract Price	407,790.00	763,663.75	3,465.00	419,369.31	39420.00
Amount Uncompleted		600,000.00	3,465.00	419,369.31	39420.00
Subcontractor		MIDWEST FENCE	ARTEAGA		SUPERIOR STRIPING
Type of Work		GUARDRAIL	LANDSCAPE	LANDSCAPE	STRIPING
Subcontract Price		10,128.00	15,138.00	16,200.70	5326.00
Amount Uncompleted			15,138.00	16,200.70	5326.00
Subcontractor		C3	C3		HOMER TREE
Type of Work		LAYOUT	LAYOUT	TRAFFIC	TREE
Subcontract Price		46,000.00	19,000.00	71,769.61	5975.00
Amount Uncompleted		10,000.00	19,000.00	68,332.61	5975.00
Subcontractor			MA STEAL	HOMER TREE	CAMCO
Type of Work		STRIPING	ERECTION	TREE	
Subcontract Price		39,559.10	100,038.20	7,500.00	64585.00
Amount Uncompleted		39,559.10	100,038.20	7,500.00	64585.00
Subcontractor		AFFIC CONTROL C	ORK ZONE SAFET		
Type of Work		TRAFFIC	TRAFFIC	GUARDRAIL	
Subcontract Price		180,381.00	9,975.00	52,107.50	
Amount Uncompleted		75,000.00	9,975.00	17,607.50	
Subcontractor		ARTEAGA	HOMER TREE		
Type of Work		LANDSCAPE	TREE REM	ENVIRONMENTAL	
Subcontract Price		277,601.05	3,060.00	12,720.00	
Amount Uncompleted		200,000.00	3,060.00	12,720.00	
Subcontractor					
Type of Work				STRIPING	
Subcontract Price				7,414.30	
Amount Uncompleted				4,634.50	
Total Uncompleted	0.00	924,559.10	150,676.20	546,364.62	115,306.00

I, being duly sworn, do hereby declare this affidavit is a true and correct statement relating to ALL uncompleted contracts of the undersigned for Federal, State, County, City and private work, including ALL subcontract work, ALL pending low bids not yet awarded or rejected and ALL estimated completion dates.

Subscribed and sworn to before me

this _____ day of _____, 2023.

Type or Print Name Matt Marketti — President

Officer or Director — Title

_____

Notary Public

Signed _____

My commission expires: _____

Company P.T. Ferro Construction Co.

(Notary Seal)

Address P.O. Box 156

Joliet, IL 60434-0156

Illinois Department of Transportation

Affidavit of Availability

For the Letting of 8/2/2023

(Letting date)

Instructions: Complete this form by either typing or using black ink. "Authorization to Bid" will not be issued unless both sides of this form are completed in detail. Use additional forms as needed to list all work.

Bureau of Construction
2300 South Dirksen Parkway Room 322
Springfield, Illinois 62764

Part I. Work Under Contract

List below all work you have under contract as either a prime contractor or a subcontractor. It is required to include all pending low bids not yet awarded or rejected. In a joint venture, list only that portion of the work which is the responsibility of your company. The uncompleted dollar value is to be based upon the most recent engineer's or owners estimate, and must include work subcontracted to others. If no work is contracted, show **NONE.**

	5	6	7	8	Awards Pending	
Contract Number	HOUBOLT ROAD	CHARITY / HELEN ROADWAY IMPROVEMENTS 21-00537-00-FP	ESSINGTON COMED CROSSING	IL 53 & EMERALD		
Contract With	D CONSTRUCTION	CITY OF JOLIET	CITY OF JOLIET	CITY OF JOLIET		
Estimated Completion Date	6/30/2023	8/1/2022	12/31/2022	11/1/2022		
Total Contract Price	7,035,423.66	358,916.83	1,195,807.34	2,318,134.78		Accumulated Totals
Uncompleted Dollar Value if Firm is the Prime Contractor		5,000.00	87,563.30	2,318,134.78		6,877,181.04
Uncompleted Dollar Value if Firm is the Subcontractor	600,000.00					600,000.00
				Total Value of All Work		7,477,181.04

Part II. Awards Pending and Uncompleted Work to be done with your own forces.

List below the uncompleted dollar value of work for each contract and awards pending to be completed with your own forces. All work subcontracted to others will be listed on the reverse of this form. In a joint venture, list only that portion of the work to be done by your company. If no work is contracted, show **NONE.**

						Accumulated Totals
Earthwork			10,000.00	285,276.01		367,439.01
Portland Cement Concrete Paving						0.00
HMA Plant Mix	100,000.00	2,500.00		622,007.03		1,048,766.33
HMA Paving						0.00
Clean & Seal Cracks/Joints						0.00
Aggregate Bases & Surfaces				116,579.00		148,902.00
Highway,R.R. and Waterway Structures						753,901.40
Drainage	400,000.00			331,860.92		2,027,750.42
Electrical						0.00
Cover and Seal Coats						0.00
Concrete Construction				68,484.50		282,236.80
Landscaping						0.00
Fencing						0.00
Guardrail						0.00
Painting						0.00
Signing						0.00
Cold Milling, Planning & Rotomilling	100,000.00			68,675.05		205,963.59
Demolition						0.00
Pavement Markings (Paint)						0.00
						0.00
						0.00
Totals	600,000.00	2,500.00	10,000.00	1,492,882.51	0.00	4,834,959.55

Disclosure of this information is **REQUIRED** to accomplish the statutory purpose as outlined in the "Illinois Procurement Code".

Failure to comply will result in non-issuance of an "Authorization To Bid." This form has been approved by the State Forms Management Center.

Part III. Work Subcontracted to Others

For each contract described in Part I, list all the work you have subcontracted to others.

	5	6	7	8	Awards Pending
Subcontractor	CAMCO				
Type of Work	BORING	LANDSCAPE	TRAFFIC	CRACK CONT	
Subcontract Price	57,817.00	36,420.00	12,400.00	2,550.00	
Amount Uncompleted		2,500.00	12,400.00	2,550.00	
Subcontractor	BULLS EYE BORING		CAMCO		
Type of Work	AUGER		BORING	ELECTRIC	
Subcontract Price	875,000.00		35,020.00	417,999.45	
Amount Uncompleted			35,020.00	417,999.45	
Subcontractor					
Type of Work			STRIPING	ENVIRONMENTAL	
Subcontract Price			1,023.30	201,687.50	
Amount Uncompleted			1,023.30	201,687.50	
Subcontractor					
Type of Work			LANDSCAPE	LANDSCAPE	
Subcontract Price			14,100.00	55,886.55	
Amount Uncompleted			14,100.00	55,886.55	
Subcontractor					
Type of Work			PLUMBING	STRIPING	
Subcontract Price			15,020.00	25,427.30	
Amount Uncompleted			15,020.00		
Subcontractor					
Type of Work				TRAFFIC CONTROL	
Subcontract Price				144,878.77	
Amount Uncompleted				144,878.77	
Subcontractor					
Type of Work				TREE	
Subcontract Price				2,250.00	
Amount Uncompleted				2,250.00	
Total Uncompleted		2,500.00	77,563.30	825,252.27	

I, being duly sworn, do hereby declare this affidavit is a true and correct statement relating to ALL uncompleted contracts of the undersigned for Federal, State, County, City and private work, including ALL subcontract work, ALL pending low bids not yet awarded or rejected and ALL estimated completion dates.

Subscribed and sworn to before me

this _____ day of _____, 2023.

Type or Print Name Matt Marketti — President

Officer or Director — Title

_____

Notary Public

Signed _____

My commission expires: _____

Company P.T. Ferro Construction Co.

(Notary Seal)

Address P.O. Box 156

Joliet, IL 60434-0156

Illinois Department of Transportation

Affidavit of Availability

For the Letting of 8/2/2023

(Letting date)

Instructions: Complete this form by either typing or using black ink. "Authorization to Bid" will not be issued unless both sides of this form are completed in detail. Use additional forms as needed to list all work.

Bureau of Construction
2300 South Dirksen Parkway Room 322
Springfield, Illinois 62764

Part I. Work Under Contract

List below all work you have under contract as either a prime contractor or a subcontractor. It is required to include all pending low bids not yet awarded or rejected. In a joint venture, list only that portion of the work which is the responsibility of your company. The uncompleted dollar value is to be based upon the most recent engineer's or owners estimate, and must include work subcontracted to others. If no work is contracted, show **NONE.**

	9	10	11	12	Awards Pending	
Contract Number	2022 NEIGHBORHOOD	WOLF RD @ I-57, MOKENA #62N20	IL 102 (WILL CO - US 45/52) #66L88	US 30, NEW LENOX #62N47		
Contract With	VILLAGE OF ORLAND PARK	IDOT	IDOT	IDOT		
Estimated Completion Date	11/15/2022	8/25/2023	12/1/2022	8/1/2022		
Total Contract Price	5,297,343.91	4,699,499.75	8,398,082.36	1,638,840.11		Accumulated Totals
Uncompleted Dollar Value if Firm is the Prime Contractor	126,430.00	2,301,579.70	5,425,800.91	353,518.50		15,084,510.15
Uncompleted Dollar Value if Firm is the Subcontractor						600,000.00
				Total Value of All Work		15,684,510.15

Part II. Awards Pending and Uncompleted Work to be done with your own forces.

List below the uncompleted dollar value of work for each contract and awards pending to be completed with your own forces. All work subcontracted to others will be listed on the reverse of this form. In a joint venture, list only that portion of the work to be done by your company. If no work is contracted, show **NONE.**

						Accumulated Totals
Earthwork			50,000.00			417,439.01
Portland Cement Concrete Paving						0.00
HMA Plant Mix	50,000.00	326,421.77	2,960,000.00	5,000.00		4,390,188.10
HMA Paving						0.00
Clean & Seal Cracks/Joints						0.00
Aggregate Bases & Surfaces		8,757.95				157,659.95
Highway,R.R. and Waterway Structures		500,000.00				1,253,901.40
Drainage		60,000.00				2,087,750.42
Electrical						0.00
Cover and Seal Coats						0.00
Concrete Construction		150,000.00				432,236.80
Landscaping						0.00
Fencing						0.00
Guardrail						0.00
Painting						0.00
Signing						0.00
Cold Milling, Planning & Rotomilling		41,964.00	100,000.00			347,927.59
Demolition						0.00
Pavement Markings (Paint)						0.00
						0.00
						0.00
Totals	50,000.00	1,087,143.72	3,110,000.00	5,000.00		9,087,103.27

Disclosure of this information is **REQUIRED** to accomplish the statutory purpose as outlined in the "Illinois Procurement Code".

Failure to comply will result in non-issuance of an "Authorization To Bid." This form has been approved by the State Forms Management Center.

Part III. Work Subcontracted to Others

For each contract described in Part I, list all the work you have subcontracted to others.

	9	10	11	12	Awards Pending
Subcontractor	AFFORDABLE CONCRETE RAISING	CLAUSSEN/M.A. STEEL	PROTACK	VAN MACK	
Type of Work	CONCRETE REPAIRS	ERECTION	LJS	ELECTRIC	
Subcontract Price	47,700.00	388,009.50	138,048.68	132,937.00	
Amount Uncompleted	47,700.00	388,009.50	138,048.68	132,937.00	
Subcontractor	TRAFFIC CONTROL CO	MIDEWEST FENCE	VAN MACK		
Type of Work	TRAFFIC	RAILS	ELECTRIC	LANDSCAPE	
Subcontract Price	16,000.00	224,622.00	1,360,455.40	15,685.00	
Amount Uncompleted	16,000.00	224,622.00	1,360,455.40	15,685.00	
Subcontractor	TRAFFIC CONTROL CO	ATLANTIC	EARTHWORKS BY LAVICKA		
Type of Work	STRIPING	PAINTING	LANDSCAPE	LJS	
Subcontract Price	12,730.00	97,200.00	18,420.00	57,514.00	
Amount Uncompleted	12,730.00	97,200.00	18,420.00	57,514.00	
Subcontractor		ELECTRIC CONDUIT	QUALITY SAW & SEAL		
Type of Work		ELECTRIC	RUMBLE	SEWER CLEAN	
Subcontract Price		160,306.65	13,117.86	35,780.00	
Amount Uncompleted		160,306.65	13,117.86	35,780.00	
Subcontractor		TRAFFIC CONT PROTECTION	M&J UNDERGROUND	D2K	
Type of Work		TCP	SEWER	STRIPING/TRAFFIC	
Subcontract Price		274,924.35	229,095.00	106,602.50	
Amount Uncompleted		261,724.35	229,095.00	106,602.50	
Subcontractor		TRAFFIC CONT CORP	PRECISION		
Type of Work		STRIPING	STRIPING		
Subcontract Price		82,573.48	408,094.22		
Amount Uncompleted		82,573.48	408,094.22		
Subcontractor			WORK ZONE SAFETY		
Type of Work			TRAFFIC		
Subcontract Price			148,569.75		
Amount Uncompleted			148,569.75		
Total Uncompleted	76,430.00	1,214,435.98	2,315,800.91	348,518.50	0.00

I, being duly sworn, do hereby declare this affidavit is a true and correct statement relating to ALL uncompleted contracts of the undersigned for Federal, State, County, City and private work, including ALL subcontract work, ALL pending low bids not yet awarded or rejected and ALL estimated completion dates.

Subscribed and sworn to before me

this _____ day of _____, 2023.

Type or Print Name Matt Marketti — Officer or Director

President — Title

_____
Notary Public

Signed _____

My commission expires: _____

Company P.T. Ferro Construction Co.

(Notary Seal)

Address P.O. Box 156

Joliet, IL 60434-0156

Illinois Department of Transportation

Affidavit of Availability

For the Letting of 8/2/2023
(Letting date)

Instructions: Complete this form by either typing or using black ink. "Authorization to Bid" will not be issued unless both sides of this form are completed in detail. Use additional forms as needed to list all work.

Bureau of Construction
2300 South Dirksen Parkway Room 322
Springfield, Illinois 62764

Part I. Work Under Contract

List below all work you have under contract as either a prime contractor or a subcontractor. It is required to include all pending low bids not yet awarded or rejected. In a joint venture, list only that portion of the work which is the responsibility of your company. The uncompleted dollar value is to be based upon the most recent engineer's or owners estimate, and must include work subcontracted to others. If no work is contracted, show **NONE.**

	13	14	15	16	Awards Pending	
Contract Number	I-80 WB STRUCTURES #60W35	2022 ARTERIAL RESURFACING	FERNWAY 7-9	HELEN AVE ROADWAY IMPROVEMENTS		
Contract With	IDOT	CITY OF JOLIET	VILLAGE OF ORLAND PARK	CITY OF JOLIET		
Estimated Completion Date	8/1/2024	10/31/2022	11/25/2022	12/1/2022		
Total Contract Price	2,554,067.00	2,340,535.07	3,883,549.18	261,523.96		Accumulated Totals
Uncompleted Dollar Value if Firm is the Prime Contractor	2,554,067.00	210,000.00	3,683,549.00	30,640.00		21,562,766.15
Uncompleted Dollar Value if Firm is the Subcontractor						600,000.00
						22,162,766.15

Part II. Awards Pending and Uncompleted Work to be done with your own forces.

List below the uncompleted dollar value of work for each contract and awards pending to be completed with your own forces. All work subcontracted to others will be listed on the reverse of this form. In a joint venture, list only that portion of the work to be done by your company. If no work is contracted, show **NONE.**

						Accumulated Totals
Earthwork	1,665,345.00		607,535.00			2,690,319.01
Portland Cement Concrete Paving						0.00
HMA Plant Mix		35,000.00	755,000.00	5,000.00		5,185,188.10
HMA Paving						0.00
Clean & Seal Cracks/Joints						0.00
Aggregate Bases & Surfaces			555,000.00			712,659.95
Highway,R.R. and Waterway Structures						1,253,901.40
Drainage	888,722.00		465,000.00			3,441,472.42
Electrical						0.00
Cover and Seal Coats						0.00
Concrete Construction			600,000.00			1,032,236.80
Landscaping						0.00
Fencing						0.00
Guardrail						0.00
Painting						0.00
Signing						0.00
Cold Milling, Planning & Rotomilling			245,000.00			592,927.59
Demolition						0.00
Pavement Markings (Paint)						0.00
						0.00
						0.00
Totals	2,554,067.00	35,000.00	3,227,535.00	5,000.00	0.00	14,908,705.27

Disclosure of this information is **REQUIRED** to accomplish the statutory purpose as outlined in the "Illinois Procurement Code".

Failure to comply will result in non-issuance of an "Authorization To Bid." This form has been approved by the State Forms Management Center

Part III. Work Subcontracted to Others

For each contract described in Part I, list all the work you have subcontracted to others.

	13	14	15	16	Awards Pending
Subcontractor			TRAFFIC CTRL CO		
Type of Work		LANDSCAPING	STRIPING	LANDSCAPE	
Subcontract Price		15,430.00	3,450.00	25,640.00	
Amount Uncompleted			3,450.00	25,640.00	
Subcontractor		TRAFFIC CONTROL CO.	SEASONS LANDSCAPE		
Type of Work		TRAFFIC / STRIPING	LANDSCAPE		
Subcontract Price		102,375.00	419,180.00		
Amount Uncompleted		75,000.00	419,180.00		
Subcontractor			NAFISCO		
Type of Work		ELECTRIC	TRAFFIC		
Subcontract Price		144,960.00	15,520.00		
Amount Uncompleted		100,000.00	15,520.00		
Subcontractor			CLEAN CUT TREE SERVICE		
Type of Work			TREE REM		
Subcontract Price			17,864.00		
Amount Uncompleted			17,864.00		
Subcontractor					
Type of Work					
Subcontract Price					
Amount Uncompleted					
Subcontractor					
Type of Work					
Subcontract Price					
Amount Uncompleted					
Subcontractor					
Type of Work					
Subcontract Price					
Amount Uncompleted					
Total Uncompleted	0.00	175,000.00	456,014.00	25,640.00	0.00

I, being duly sworn, do hereby declare this affidavit is a true and correct statement relating to ALL uncompleted contracts of the undersigned for Federal, State, County, City and private work, including ALL subcontract work, ALL pending low bids not yet awarded or rejected and ALL estimated completion dates.

Subscribed and sworn to before me

this _____ day of _____, 2023.

Type or Print Name Matt Marketti President
Officer or Director Title

_____
Notary Public

Signed _____

My commission expires: _____

Company P.T. Ferro Construction Co.

(Notary Seal)

Address P.O. Box 156
Joliet, IL 60434-0156

Illinois Department of Transportation

Affidavit of Availability

For the Letting of 8/2/2023

(Letting date)

Instructions: Complete this form by either typing or using black ink. "Authorization to Bid" will not be issued unless both sides of this form are completed in detail. Use additional forms as needed to list all work.

Bureau of Construction
2300 South Dirksen Parkway Room 322
Springfield, Illinois 62764

Part I. Work Under Contract

List below all work you have under contract as either a prime contractor or a subcontractor. It is required to include all pending low bids not yet awarded or rejected. In a joint venture, list only that portion of the work which is the responsibility of your company. The uncompleted dollar value is to be based upon the most recent engineer's or owners estimate, and must include work subcontracted to others. If no work is contracted, show **NONE.**

	17	18	19	20	Awards Pending	
Contract Number	2022 MFT ROAD PROGRAM 22-00030-00-RS	PARKS AVE ROADWAY PROJECT	2022-01 ROAD IMPROVEMENT PROJECT	RIDGE ROAD (CATON / THEODORE) 19-00149-00-PW		
Contract With	VILLAGE OF CHANNAHON	CITY OF JOLIET	JOLIET TOWNSHIP	KENDALL CO HWY DEPT		
Estimated Completion Date	11/18/2022	6/1/2023	12/1/2022	10/28/2023		
Total Contract Price	1,999,698.11	622,221.48	268,308.91	3,451,580.25		Accumulated Totals
Uncompleted Dollar Value if Firm is the Prime Contractor	136,924.00	600,336.46	5,000.00	2,120,415.10		24,425,441.71
Uncompleted Dollar Value if Firm is the Subcontractor						600,000.00
				Total Value of All Work		25,025,441.71

Part II. Awards Pending and Uncompleted Work to be done with your own forces.

List below the uncompleted dollar value of work for each contract and awards pending to be completed with your own forces. All work subcontracted to others will be listed on the reverse of this form. In a joint venture, list only that portion of the work to be done by your company. If no work is contracted, show **NONE.**

						Accumulated Totals
Earthwork		64,300.20		250,000.00		3,004,619.21
Portland Cement Concrete Paving						0.00
HMA Plant Mix	25,000.00	16,934.20	5,000.00	750,000.00		5,982,122.30
HMA Paving						0.00
Clean & Seal Cracks/Joints						0.00
Aggregate Bases & Surfaces		33,082.15		150,000.00		895,742.10
Highway,R.R. and Waterway Structures						1,253,901.40
Drainage		344,110.00				3,785,582.42
Electrical						0.00
Cover and Seal Coats						0.00
Concrete Construction		138,199.91		285,899.80		1,456,336.51
Landscaping						0.00
Fencing						0.00
Guardrail						0.00
Painting						0.00
Signing						0.00
Cold Milling, Planning & Rotomilling				48,008.25		640,935.84
Demolition						0.00
Pavement Markings (Paint)						0.00
						0.00
						0.00
Totals	25,000.00	596,626.46	5,000.00	1,483,908.05	0.00	17,019,239.78

Disclosure of this information is **REQUIRED** to accomplish the statutory purpose as outlined in the "Illinois Procurement Code".

Failure to comply will result in non-issuance of an "Authorization To Bid." This form has been approved by the State Forms Management Center.

Part III. Work Subcontracted to Others

For each contract described in Part I, list all the work you have subcontracted to others.

	17	18	19	20	Awards Pending
Subcontractor	TRAFFIC CTRL CO			H&H ELECTRIC	
Type of Work	STRIPING/TRAFFIC	LANDSCAPE		ELECTRIC	
Subcontract Price	12,400.00	21,885.00		481,641.43	
Amount Uncompleted				481,641.43	
Subcontractor	SEASONS LANDSCAPE			SEASONS LANDSCAPE	
Type of Work	LANDSCAPE	PLUMBING		LANDSCAPE	
Subcontract Price	77,260.00	3,710.00		120,713.50	
Amount Uncompleted	77,260.00	3,710.00		120,713.50	
Subcontractor				PROTACK	
Type of Work	GUARDRAIL			LJS	
Subcontract Price	7,064.00			34,152.12	
Amount Uncompleted	7,064.00			34,152.12	
Subcontractor				TRAFFIC CONTROL CORP	
Type of Work	ENVIRONMENTAL			TRAFFIC / STRIPING	
Subcontract Price	27,600.00			102,552.23	
Amount Uncompleted	27,600.00				
Subcontractor					
Type of Work					
Subcontract Price					
Amount Uncompleted					
Subcontractor					
Type of Work					
Subcontract Price					
Amount Uncompleted					
Subcontractor					
Type of Work					
Subcontract Price					
Amount Uncompleted					
Total Uncompleted	111,924.00	3,710.00	0.00	636,507.05	0.00

I, being duly sworn, do hereby declare this affidavit is a true and correct statement relating to ALL uncompleted contracts of the undersigned for Federal, State, County, City and private work, including ALL subcontract work, ALL pending low bids not yet awarded or rejected and ALL estimated completion dates.

Subscribed and sworn to before me

this _____ day of _____, 2023.

Type or Print Name Matt Marketti — President

Officer or Director — Title

_____

Notary Public

Signed _____

My commission expires: _____

Company P.T. Ferro Construction Co.

(Notary Seal)

Address P.O. Box 156

Joliet, IL 60434-0156

Illinois Department of Transportation

Affidavit of Availability

For the Letting of 8/2/2023
(Letting date)

Instructions: Complete this form by either typing or using black ink. "Authorization to Bid" will not be issued unless both sides of this form are completed in detail. Use additional forms as needed to list all work.

Bureau of Construction
2300 South Dirksen Parkway Room 322
Springfield, Illinois 62764

Part I. Work Under Contract

List below all work you have under contract as either a prime contractor or a subcontractor. It is required to include all pending low bids not yet awarded or rejected. In a joint venture, list only that portion of the work which is the responsibility of your company. The uncompleted dollar value is to be based upon the most recent engineer's or owners estimate, and must include work subcontracted to others. If no work is contracted, show **NONE**.

	21	22	23	24	Awards Pending	
Contract Number	2022 MFT CONTRACT E - 22-00553-00-RS	JOLIET ROAD #62M43	2023 MFT RESURFACING	2023 MFT RESURFACING		
Contract With	CITY OF JOLIET	IDOT	FRANKFORT TWP HIGHWAY	VILLAGE OF SHOREWOOD		
Estimated Completion Date	7/1/2023	9/1/2023	7/1/2023	10/1/2023	1/0/1900	
Total Contract Price	1,602,999.81	2,288,051.19	737,505.55	3,113,975.08		Accumulated Totals
Uncompleted Dollar Value if Firm is the Prime Contractor	72,155.10	1,199,099.04	610,980.00	419,544.00		26,727,219.85
Uncompleted Dollar Value if Firm is the Subcontractor						600,000.00
				Total Value of All Work		27,327,219.85

Part II. Awards Pending and Uncompleted Work to be done with your own forces.

List below the uncompleted dollar value of work for each contract and awards pending to be completed with your own forces. All work subcontracted to others will be listed on the reverse of this form. In a joint venture, list only that portion of the work to be done by your company. If no work is contracted, show **NONE**.

						Accumulated Totals
Earthwork		50,000.00	5,000.00			3,059,619.21
Portland Cement Concrete Paving						0.00
HMA Plant Mix	10,000.00	600,000.00	490,205.00	300,000.00		7,382,327.30
HMA Paving						0.00
Clean & Seal Cracks/Joints						0.00
Aggregate Bases & Surfaces		10,000.00	1,200.00			906,942.10
Highway,R.R. and Waterway Structures						1,253,901.40
Drainage		10,000.00		25,000.00		3,820,582.42
Electrical						0.00
Cover and Seal Coats						0.00
Concrete Construction		50,000.00				1,506,336.51
Landscaping						0.00
Fencing						0.00
Guardrail						0.00
Painting						0.00
Signing						0.00
Cold Milling, Planning & Rotomilling		25,000.00	111,900.00	50,000.00		827,835.84
Demolition						0.00
Pavement Markings (Paint)						0.00
						0.00
						0.00
Totals	10,000.00	745,000.00	608,305.00	375,000.00	0.00	18,757,544.78

Disclosure of this information is **REQUIRED** to accomplish the statutory purpose as outlined in the "Illinois Procurement Code".

Failure to comply will result in non-issuance of an "Authorization To Bid." This form has been approved by the State Forms Management Center.

Part III. Work Subcontracted to Others

For each contract described in Part I, list all the work you have subcontracted to others.

	21	22	23	24	Awards Pending
Subcontractor	SEASONS LANDSCAPE	WORK ZONE SAFETY	PAVEMENT SOLUTIONS	TRAFFIC CONTROL CO	
Type of Work	LANDSCAPE	TRAFFIC	STRIPING	STRIPING/TCP	
Subcontract Price	23,163.00	105,952.50	2,675.00	11.00	
Amount Uncompleted	23,163.00	105,952.50	2,675.00	44,544.00	
Subcontractor	H&H ELECTRIC	HAWK ENTERPRISES			
Type of Work	ELECTRIC	ELECTRIC			
Subcontract Price	4,387.50	51,441.00			
Amount Uncompleted	4,387.50	51,441.00			
Subcontractor	SUPERIOR	BRYAN ENVIRONMENTAL			
Type of Work	STRIPING	ENVIRONMENTAL			
Subcontract Price	23,004.60	21,435.00			
Amount Uncompleted	23,004.60	21,435.00			
Subcontractor	WORK ZONE SAFETY	TRAFFIC CONTROL COMPANY			
Type of Work	TRAFFIC	STRIPING			
Subcontract Price	11,600.00	85,074.91			
Amount Uncompleted	11,600.00	85,074.91			
Subcontractor		DENLER, INC			
Type of Work		CRACK SEAL			
Subcontract Price		34,959.58			
Amount Uncompleted		34,959.58			
Subcontractor		QUALITY SAW & SEAL			
Type of Work		GROOVING			
Subcontract Price		51,545.62			
Amount Uncompleted		51,545.62			
Subcontractor		MISC			
Type of Work		MISC			
Subcontract Price		103,690.43			
Amount Uncompleted		103,690.43			
Total Uncompleted	62,155.10	454,099.04	2,675.00	44,544.00	0.00

I, being duly sworn, do hereby declare this affidavit is a true and correct statement relating to ALL uncompleted contracts of the undersigned for Federal, State, County, City and private work, including ALL subcontract work, ALL pending low bids not yet awarded or rejected and ALL estimated completion dates.

Subscribed and sworn to before me

this _____ day of _____, 2023.

Type or Print Name Matt Marketti — President

Officer or Director — Title

_____

Notary Public

Signed _____

My commission expires: _____

Company P.T. Ferro Construction Co.

(Notary Seal)

Address P.O. Box 156

Joliet, IL 60434-0156

Illinois Department of Transportation

Affidavit of Availability

For the Letting of 8/2/2023

(Letting date)

Instructions: Complete this form by either typing or using black ink. "Authorization to Bid" will not be issued unless both sides of this form are completed in detail. Use additional forms as needed to list all work.

Bureau of Construction
2300 South Dirksen Parkway Room 322
Springfield, Illinois 62764

Part I. Work Under Contract

List below all work you have under contract as either a prime contractor or a subcontractor. It is required to include all pending low bids not yet awarded or rejected. In a joint venture, list only that portion of the work which is the responsibility of your company. The uncompleted dollar value is to be based upon the most recent engineer's or owners estimate, and must include work subcontracted to others. If no work is contracted, show **NONE.**

	25	26	27	28	Awards Pending	
Contract Number	DOCTORS MARSH TRAIL	ARSENAL RD #62R68	ROCK RUN GREENWAY	2023 MFT RESURFACING 23-00073-00-RS		
Contract With	VILLAGE OF ORLAND PARK	IDOT	FPDWC	VILLAGE OF PLAINFIELD		
Estimated Completion Date	6/1/2023	12/1/2023	9/1/2023	11/15/2023		
Total Contract Price	46,688.13	258,286.80	241,530.50	2,280,789.87		Accumulated Totals
Uncompleted Dollar Value if Firm is the Prime Contractor	46,688.00	149,963.80	241,530.50	2,050,789.87		29,216,192.02
Uncompleted Dollar Value if Firm is the Subcontractor						600,000.00
				Total Value of All Work		29,816,192.02

Part II. Awards Pending and Uncompleted Work to be done with your own forces.

List below the uncompleted dollar value of work for each contract and awards pending to be completed with your own forces. All work subcontracted to others will be listed on the reverse of this form. In a joint venture, list only that portion of the work to be done by your company. If no work is contracted, show **NONE.**

						Accumulated Totals
Earthwork			43,500.00	25,000.00		3,128,119.21
Portland Cement Concrete Paving						0.00
HMA Plant Mix	23,344.00		33,552.00	1,314,864.00		8,754,087.30
HMA Paving						0.00
Clean & Seal Cracks/Joints						0.00
Aggregate Bases & Surfaces			49,785.00	5,000.00		961,727.10
Highway,R.R. and Waterway Structures	23,344.00	40,000.00				1,317,245.40
Drainage			76,151.50	10,000.00		3,906,733.92
Electrical						0.00
Cover and Seal Coats						0.00
Concrete Construction			4,530.00	100,000.00		1,610,866.51
Landscaping						0.00
Fencing						0.00
Guardrail						0.00
Painting						0.00
Signing						0.00
Cold Milling, Planning & Rotomilling			13,400.00	259,749.81		1,100,985.65
Demolition		45,000.00				45,000.00
Pavement Markings (Paint)						0.00
						0.00
						0.00
Totals	46,688.00	85,000.00	220,918.50	1,714,613.81	0.00	20,824,765.09

Disclosure of this information is **REQUIRED** to accomplish the statutory purpose as outlined in the "Illinois Procurement Code".

Failure to comply will result in non-issuance of an "Authorization To Bid." This form has been approved by the State Forms Management Center.

Part III. Work Subcontracted to Others

For each contract described in Part I, list all the work you have subcontracted to others.

	25	26	27	28	Awards Pending
Subcontractor		NORTHERN	HOMER TREE		
Type of Work		IMP ATTN	TREE	LJS	
Subcontract Price		12,942.00	6,500.00	47,371.10	
Amount Uncompleted		12,942.00	6,500.00	47,371.10	
Subcontractor		D2K		H&H ELECTRIC	
Type of Work		STRIPING	STRIPING	ELECTRIC	
Subcontract Price		8,050.00	3,003.00	4,990.26	
Amount Uncompleted		8,050.00	3,003.00	4,990.26	
Subcontractor		WORK ZONE	SEASONS LANDSCAPE	K&D ENTERPRISE	
Type of Work		TRAFFIC	LANDSCAPE	LANDSCAPE	
Subcontract Price		43,971.80	11,109.00	21,695.00	
Amount Uncompleted		43,971.80	11,109.00	21,695.00	
Subcontractor				SUPERIOR ROAD STRIPING	
Type of Work				STRIPING	
Subcontract Price				148,841.05	
Amount Uncompleted				148,841.05	
Subcontractor				WORK ZONE SAFETY	
Type of Work				TRAFFIC	
Subcontract Price				113,278.65	
Amount Uncompleted				113,278.65	
Subcontractor					
Type of Work					
Subcontract Price					
Amount Uncompleted					
Subcontractor					
Type of Work					
Subcontract Price					
Amount Uncompleted					
Total Uncompleted	0.00	64,963.80	20,612.00	336,176.06	0.00

I, being duly sworn, do hereby declare this affidavit is a true and correct statement relating to ALL uncompleted contracts of the undersigned for Federal, State, County, City and private work, including ALL subcontract work, ALL pending low bids not yet awarded or rejected and ALL estimated completion dates.

Subscribed and sworn to before me

this _____ day of _____, 2023.

Type or Print Name Matt Marketti — President

Officer or Director — Title

_____

Notary Public

Signed _____

My commission expires: _____

Company P.T. Ferro Construction Co.

(Notary Seal)

Address P.O. Box 156

Joliet, IL 60434-0156

Illinois Department of Transportation

2300 South Dirksen Parkway Room 322
Springfield, Illinois 62764

Affidavit of Availability

For the Letting of 8/2/2023
(Letting date)

Instructions: Complete this form by either typing or using black ink. "Authorization to Bid" will not be issued unless both sides of this form are completed in detail. Use additional forms as needed to list all work.

Part I. Work Under Contract

List below all work you have under contract as either a prime contractor or a subcontractor. It is required to include all pending low bids not yet awarded or rejected. In a joint venture, list only that portion of the work which is the responsibility of your company. The uncompleted dollar value is to be based upon the most recent engineer's or owners estimate, and must include work subcontracted to others. If no work is contracted, show **NONE.**

	29	30	31	32	Awards Pending	
Contract Number	FIRE STATION 2 PCC PAVEMENT	IL 17 & IL 23 BRIDGE DECK #66M75	EASTERN AVE EXTENSION	MANHATTAN ROAD DIST. 23-12000-01-GM		
Contract With	VILLAGE OF ROMEOVILLE	IDOT	VILLAGE OF MANHATTAN	WCDOT		
Estimated Completion Date	9/1/2023	12/15/2023	11/30/2023	6/30/2023	1/0/1900	
Total Contract Price	162,769.17	959,278.17	1,239,175.40	196,864.10		Accumulated Totals
Uncompleted Dollar Value if Firm is the Prime Contractor	162,769.17	954,843.19	1,239,175.40	196,864.10		31,769,843.88
Uncompleted Dollar Value if Firm is the Subcontractor						600,000.00
				Total Value of All Work		32,369,843.88

Part II. Awards Pending and Uncompleted Work to be done with your own forces.

List below the uncompleted dollar value of work for each contract and awards pending to be completed with your own forces. All work subcontracted to others will be listed on the reverse of this form. In a joint venture, list only that portion of the work to be done by your company. If no work is contracted, show **NONE.**

						Accumulated Totals
Earthwork		5,520.00	175,750.00			3,309,389.21
Portland Cement Concrete Paving						0.00
HMA Plant Mix		63,556.67	514,725.45	167,966.00		9,500,335.42
HMA Paving						0.00
Clean & Seal Cracks/Joints						0.00
Aggregate Bases & Surfaces			231,111.00			1,192,838.10
Highway,R.R. and Waterway Structures		629,444.50				1,946,689.90
Drainage			51,482.50			3,958,216.42
Electrical						0.00
Cover and Seal Coats						0.00
Concrete Construction	162,769.17		44,770.00			1,818,405.68
Landscaping						0.00
Fencing						0.00
Guardrail						0.00
Painting						0.00
Signing						0.00
Cold Milling, Planning & Rotomilling			3,499.40	28,898.10		1,133,383.15
Demolition		154,214.00				199,214.00
Pavement Markings (Paint)						0.00
						0.00
						0.00
Totals	162,769.17	852,735.17	1,021,338.35	196,864.10	0.00	23,058,471.88

Disclosure of this information is **REQUIRED** to accomplish the statutory purpose as outlined in the "Illinois Procurement Code".

Failure to comply will result in non-issuance of an "Authorization To Bid." This form has been approved by the State Forms Management Center.

Part III. Work Subcontracted to Others

For each contract described in Part I, list all the work you have subcontracted to others.

	29	30	31	32	Awards Pending
Subcontractor		DIAMOND CO			
Type of Work		GROOVING	LANDSCAPE		
Subcontract Price		9,505.00	91,073.30		
Amount Uncompleted		9,505.00	91,073.30		
Subcontractor		KUJO INC.	SUPERIOR		
Type of Work		GUARDRAIL	STRIPING		
Subcontract Price		13,850.02	17,086.00		
Amount Uncompleted		13,850.02	17,086.00		
Subcontractor		TCC	WORK ZONE SAFETY		
Type of Work		STRIPING	TRAFFIC		
Subcontract Price		5,900.00	10,605.00		
Amount Uncompleted		5,900.00	10,605.00		
Subcontractor		WORK ZONE SAFETY	HOMER TREE		
Type of Work		TRAFFIC	TREE		
Subcontract Price		72,853.00	6,856.00		
Amount Uncompleted		72,853.00	6,856.00		
Subcontractor			UTILITY DYNAMICS		
Type of Work			ELECTRIC		
Subcontract Price			74,018.00		
Amount Uncompleted			74,018.00		
Subcontractor			PROTACK		
Type of Work			LJS		
Subcontract Price			18,198.75		
Amount Uncompleted			18,198.75		
Subcontractor					
Type of Work					
Subcontract Price					
Amount Uncompleted					
Total Uncompleted	0.00	102,108.02	217,837.05	0.00	0.00

I, being duly sworn, do hereby declare this affidavit is a true and correct statement relating to ALL uncompleted contracts of the undersigned for Federal, State, County, City and private work, including ALL subcontract work, ALL pending low bids not yet awarded or rejected and ALL estimated completion dates.

Subscribed and sworn to before me
this _____ day of _____, 2023.

_____
Notary Public

My commission expires: _____

(Notary Seal)

Type or Print Name Matt Marketti — President
Officer or Director — Title

Signed _____

Company P.T. Ferro Construction Co.

Address P.O. Box 156
Joliet, IL 60434-0156

Illinois Department of Transportation

2300 South Dirksen Parkway Room 322
Springfield, Illinois 62764

Affidavit of Availability

For the Letting of 8/2/2023
(Letting date)

Instructions: Complete this form by either typing or using black ink. "Authorization to Bid" will not be issued unless both sides of this form are completed in detail. Use additional forms as needed to list all work.

Part I. Work Under Contract

List below all work you have under contract as either a prime contractor or a subcontractor. It is required to include all pending low bids not yet awarded or rejected. In a joint venture, list only that portion of the work which is the responsibility of your company. The uncompleted dollar value is to be based upon the most recent engineer's or owners estimate, and must include work subcontracted to others. If no work is contracted, show **NONE.**

	33	34	35	36	Awards Pending	
Contract Number	AIRPORT ROAD RESURFACING	2023 MFT RESURFACING 23-00057-00-RS	2023 RMP	OLD TOWN PHASE 2 UTILITIES		
Contract With	VILLAGE OF ROMEOVILLE	VILLAGE OF LEMONT	VILLAGE OF FRANKFORT	VILLAGE OF PLAINFIELD		
Estimated Completion Date	10/1/2023	10/1/2023	11/1/2023	3/29/2024	1/0/1900	
Total Contract Price	736,699.00	947,009.42	5,971,359.00	5,477,323.00		**Accumulated Totals**
Uncompleted Dollar Value if Firm is the Prime Contractor	736,699.00	947,009.42	5,971,359.00	5,477,323.00		44,902,234.30
Uncompleted Dollar Value if Firm is the Subcontractor						600,000.00
				Total Value of All Work		45,502,234.30

Part II. Awards Pending and Uncompleted Work to be done with your own forces.

List below the uncompleted dollar value of work for each contract and awards pending to be completed with your own forces. All work subcontracted to others will be listed on the reverse of this form. In a joint venture, list only that portion of the work to be done by your company. If no work is contracted, show **NONE.**

						Accumulated Totals
Earthwork	455,958.00	85,685.00	75,000.00	759,719.00		4,685,751.21
Portland Cement Concrete Paving						0.00
HMA Plant Mix		394,728.42	3,326,971.80	235,000.00		13,457,035.64
HMA Paving						0.00
Clean & Seal Cracks/Joints						0.00
Aggregate Bases & Surfaces		13,750.00	15,000.00	5,000.00		1,226,588.10
Highway,R.R. and Waterway Structures						1,946,689.90
Drainage	26,750.00	24,900.00	200,240.00	3,815,000.00		8,025,106.42
Electrical						0.00
Cover and Seal Coats						0.00
Concrete Construction	108,176.00	278,665.00	1,553,000.00			3,758,246.68
Landscaping						0.00
Fencing						0.00
Guardrail						0.00
Painting						0.00
Signing						0.00
Cold Milling, Planning & Rotomilling	94,000.00	86,205.00	435,620.00			1,749,208.15
Demolition						199,214.00
Pavement Markings (Paint)						0.00
						0.00
						0.00
Totals	684,884.00	883,933.42	5,605,831.80	4,814,719.00	0.00	35,047,840.10

Disclosure of this information is **REQUIRED** to accomplish the statutory purpose as outlined in the "Illinois Procurement Code".

Failure to comply will result in non-issuance of an "Authorization To Bid." This form has been approved by the State Forms Management Center.

Part III. Work Subcontracted to Others

For each contract described in Part I, list all the work you have subcontracted to others.

	33	34	35	36	Awards Pending
Subcontractor	WORK ZONE SAFETY	K&D LANDSCAPE	TCC		
Type of Work	TRAFFIC	LANDSCAPE	STRIPING	AUGER	
Subcontract Price	6,825.00	46,535.00	103,059.00	132,715.00	
Amount Uncompleted	6,825.00	46,535.00	103,059.00	132,715.00	
Subcontractor	TCC	TCC	DENLER		
Type of Work	STRIPING	TRAFFIC /STRIPING	CRACK SEALING	BORING	
Subcontract Price	37,290.00	16,541.00	99,643.20	105,242.00	
Amount Uncompleted	37,290.00	16,541.00	99,643.20	105,242.00	
Subcontractor	SEASONS		K&D LANDSCAPE		
Type of Work	LANDSCAPING		LANDSCAPE	LANDSCAPE	
Subcontract Price	7,700.00		162,825.00	198,166.00	
Amount Uncompleted	7,700.00		162,825.00	198,166.00	
Subcontractor					
Type of Work				SEWER	
Subcontract Price				201,481.00	
Amount Uncompleted				201,481.00	
Subcontractor					
Type of Work				TRAFFIC	
Subcontract Price				25,000.00	
Amount Uncompleted				25,000.00	
Subcontractor					
Type of Work					
Subcontract Price					
Amount Uncompleted					
Subcontractor					
Type of Work					
Subcontract Price					
Amount Uncompleted					
Total Uncompleted	51,815.00	63,076.00	365,527.20	662,604.00	0.00

I, being duly sworn, do hereby declare this affidavit is a true and correct statement relating to ALL uncompleted contracts of the undersigned for Federal, State, County, City and private work, including ALL subcontract work, ALL pending low bids not yet awarded or rejected and ALL estimated completion dates.

Subscribed and sworn to before me
this _____ day of _____, 2023.

_____
Notary Public

My commission expires: _____

(Notary Seal)

Type or Print Name Matt Marketti — President
Officer or Director — Title

Signed _____

Company P.T. Ferro Construction Co.
Address P.O. Box 156
Joliet, IL 60434-0156

Illinois Department of Transportation

2300 South Dirksen Parkway Room 322
Springfield, Illinois 62764

Affidavit of Availability

For the Letting of 8/2/2023
(Letting date)

Instructions: Complete this form by either typing or using black ink. "Authorization to Bid" will not be issued unless both sides of this form are completed in detail. Use additional forms as needed to list all work.

Part I. Work Under Contract

List below all work you have under contract as either a prime contractor or a subcontractor. It is required to include all pending low bids not yet awarded or rejected. In a joint venture, list only that portion of the work which is the responsibility of your company. The uncompleted dollar value is to be based upon the most recent engineer's or owners estimate, and must include work subcontracted to others. If no work is contracted, show **NONE.**

	37	38	39	40	Awards Pending	
Contract Number	WALLACE STREET	2023 MFT CONTRACT A - VARIOUS	JOLIET - MIDLAND AVE EAST WM	PLAINFIELD-NAPERVILLE ROAD		
Contract With	CITY OF JOLIET	CITY OF JOLIET	BENCHMARK CONSTRUCTION	WCDOT		
Estimated Completion Date	12/1/2023	10/1/2023	11/1/2023	9/30/2023	1/0/1900	
Total Contract Price	355,266.54	199,884.58	463,450.00	1,699,969.10		Accumulated Totals
Uncompleted Dollar Value if Firm is the Prime Contractor	345,291.54	199,884.58		1,699,969.00		47,147,379.42
Uncompleted Dollar Value if Firm is the Subcontractor			463,450.00			1,063,450.00
				Total Value of All Work		48,210,829.42

Part II. Awards Pending and Uncompleted Work to be done with your own forces.

List below the uncompleted dollar value of work for each contract and awards pending to be completed with your own forces. All work subcontracted to others will be listed on the reverse of this form. In a joint venture, list only that portion of the work to be done by your company. If no work is contracted, show **NONE**.

						Accumulated Totals
Earthwork	27,528.20			70,000.00		4,783,279.41
Portland Cement Concrete Paving						0.00
HMA Plant Mix	5,495.00	187,884.58	406,088.00	903,515.00		14,960,018.22
HMA Paving						0.00
Clean & Seal Cracks/Joints						0.00
Aggregate Bases & Surfaces	32,173.30			20,000.00		1,278,761.40
Highway,R.R. and Waterway Structures						1,946,689.90
Drainage	132,150.00	12,000.00		15,000.00		8,184,256.42
Electrical						0.00
Cover and Seal Coats						0.00
Concrete Construction	66,655.00			190,000.00		4,014,901.68
Landscaping						0.00
Fencing						0.00
Guardrail						0.00
Painting						0.00
Signing						0.00
Cold Milling, Planning & Rotomilling			57,362.00	250,000.00		2,056,570.15
Demolition						199,214.00
Pavement Markings (Paint)						0.00
						0.00
						0.00
Totals	264,001.50	199,884.58	463,450.00	1,448,515.00	0.00	37,423,691.18

Disclosure of this information is **REQUIRED** to accomplish the statutory purpose as outlined in the "Illinois Procurement Code"

Failure to comply will result in non-issuance of an "Authorization To Bid." This form has been approved by the State Forms Management Center.

Part III. Work Subcontracted to Others

For each contract described in Part I, list all the work you have subcontracted to others.

	37	38	39	40	Awards Pending
Subcontractor	TRAFFIC CTRL CO			H&H	
Type of Work	STRIPING/ TRAFFIC			ELECTRIC	
Subcontract Price	68,300.00			4,850.00	
Amount Uncompleted	68,300.00			4,850.00	
Subcontractor	SEASONS			SESAONS	
Type of Work	LANDSCAPE			LANDSCAPE	
Subcontract Price	12,990.04			25,300.00	
Amount Uncompleted	12,990.04			25,300.00	
Subcontractor				SUPERIOR	
Type of Work				STRIPING	
Subcontract Price				186,504.00	
Amount Uncompleted				186,504.00	
Subcontractor				WORK ZONE SAFETY	
Type of Work				TRAFFIC	
Subcontract Price				34,800.00	
Amount Uncompleted				34,800.00	
Subcontractor					
Type of Work					
Subcontract Price					
Amount Uncompleted					
Subcontractor					
Type of Work					
Subcontract Price					
Amount Uncompleted					
Subcontractor					
Type of Work					
Subcontract Price					
Amount Uncompleted					
Total Uncompleted	81,290.04	0.00	0.00	251,454.00	0.00

I, being duly sworn, do hereby declare this affidavit is a true and correct statement relating to ALL uncompleted contracts of the undersigned for Federal, State, County, City and private work, including ALL subcontract work, ALL pending low bids not yet awarded or rejected and ALL estimated completion dates

Subscribed and sworn to before me
this 2nd day of Aug, 2023.

Consuelo Ceja
Notary Public

My commission expires: 10/08/2023

(Notary Seal)

OFFICIAL SEAL
Consuelo Ceja
NOTARY PUBLIC, STATE OF ILLINOIS
My Commission Expires Oct. 8, 2023

Type or Print Name Matt Marketti President
Officer or Director Title

Signed

Company P.T. Ferro Construction Co.
Address P.O. Box 156
Joliet, IL 60434-0156

VILLAGE OF TINLEY PARK

Service Contract – KIMBERLY HEIGHTS DRAINAGE IMPROVEMENTS – PHASE 1 & PHASE 2

This contract is by and between the **Village of Tinley Park**, an Illinois home-rule municipal corporation (the "Village"), and P.T. FERRO Const. Co. (the "Contractor"), for the project or work described, attached hereto and made a part hereof.

1. In consideration of the compensation stated in paragraph 2, the Contractor shall provide all the services described in the project documents or Scope of Services attached hereto and incorporated herein by reference. The express terms of this Contract shall take precedence and control over any term or provision of the Scope of Services that in any way conflicts with, differs from, or attempts to alter the terms of this Contract.

2. Except in the event of a duly authorized change order approved by the Village as provided in this Contract, and in consideration of the Contractor's final completion of all work in conformity with this Contract, the Village shall pay the Contractor an amount not to exceed ONE MILLION ONE HUNDRED FOURTEEN THOUSAND SIX HUNDRED TWENTY DOLLARS AND 25 Cents ($1,114,620.25). Within thirty (30) calendar days of completion of the work, the Contractor shall submit his application for payment to the Village, and the Village shall pay Contractor for the work performed no later than **thirty (30)** calendar days from the date of the Village's receipt and the Village's approval of the work and the application for payment. No payment shall be made by the Village until the Contractor has submitted to the Village (i) a Contractor's Affidavit listing all subcontractors and material suppliers utilized on the project and (ii) final waivers of lien from the Contractor, all subcontractors and all material suppliers.

3. No changes shall be made, nor will invoices for changes, alterations, modifications, deviations, or extra work or services be recognized or paid except upon the prior written order from authorized personnel of the Village. The Contractor shall not execute change orders on behalf of the Village or otherwise alter the financial scope of the Project.

4. Written change orders may be approved by the Village Manager or his designee provided that the change order does not increase the amount set forth in paragraph 2 of this Contract to more than $10,000.00. Changes in excess of this amount must be approved by the Village Board prior to commencement of the services or work. **If a requested change causes an increase or decrease in the cost of or time required for the performance of the contract, Contractor will agree to an equitable adjustment in the contract price or performance schedule, or both. Neither party is obligated to comply with requested changes unless and until both parties execute a written change order.**

5. **Time is of the essence on this Contract.** The Contractor shall complete all work under this Contract on or before the dates specified in the contract, unless otherwise agreed upon by the Village Engineer.

6. No "Notice to Proceed" may be given nor any work commenced until this Contract is fully executed and all exhibits and other attachments are completely filled out and attached hereto.

7. It is understood and agreed by the parties that the Contractor is an independent contractor retained for the above-mentioned purpose. The Village shall not control the manner nor

the means of the Contractor's performance, but shall be entitled to a work product as described herein. The term "subcontractor" shall mean and include only those hired by and having a direct contract with Contractor for performance of work on the Project. The Village shall have no responsibility to any subcontractor employed by a Contractor for performance of work on the Project, and all subcontractors and material suppliers shall look exclusively to the Contractor for any payments due. The Village will **not** be responsible for reporting or paying employment taxes or other similar levies that may be required by the United States Internal Revenue Service or other State or Federal agencies. Every subcontractor shall be bound by the terms and provisions of this Contract as far as applicable to their work. The Contractor shall be fully responsible to the Village for the acts and omissions of its subcontractors, and shall ensure that any subcontractors perform in accordance with the requirements of this Contract. Nothing contained herein shall create any contractual or employment relations between any subcontractor and the Village. The Contractor is solely responsible for the safety procedures, programs and methods of its employees and agents and shall hold the Village harmless for any and all damages resulting from violations thereof. The Contractor shall comply with all applicable federal, State and local safety laws and regulations.

8. **It is further agreed that the Contractor shall indemnify, hold harmless, and defend the Village, its officers, agents, and employees from and against any and all claims, losses, damages, causes of action, suits, and liability of every kind, including all expenses of litigation, court costs, and attorneys' fees, for injury to or death of any person or for damage to any property arising out of or in connection with the Contractor's negligence under this Contract.**

9. **The Contractor assumes full responsibility for the work to be performed hereunder and hereby releases, relinquishes, and discharges the Village, its officers, agents, and employees from all claims, demands, and causes of action of every kind and character, including the cost of defense thereof, for any injury to or death of any person and any loss of or damage to any property that is caused by, alleged to be caused by, arising out of, or in connection with the Contractor's negligence in its work to be performed hereunder. The Contractor shall maintain insurance coverage in an amount and from a carrier suitable to the Village, and the Village shall be named as an additional insured where required. Certificates of Insurance are attached hereto.**

10. The Village is exempt from payment of state and local sales and use of taxes on labor and materials incorporated into the project. If necessary, it is the Contractor's responsibility to obtain a sales tax permit, resale certificate, and exemption certificate that shall enable the Contractor to buy any materials to be incorporated into the project and then resale the aforementioned materials to the Village without paying the tax on the materials at the time of purchase. In no event will the Village be liable for or pay any sales or use taxes incurred by the Contractor in performing the services under this contract.

11. The Contractor shall comply with all applicable federal, state, and local statutes, regulations, ordinances, and other laws, including but not limited to the Immigration Reform and Control Act (IRCA). The Contractor may not knowingly obtain the labor or services of an unauthorized alien. The Contractor, not the Village, must verify eligibility for employment as required by IRCA.

12. At any time, the Village may terminate this Contract for convenience, upon written notice to the Contractor. The Contractor shall cease work immediately upon receipt of such notice. The Contractor shall be compensated for services performed and accepted by the Village up to the date of termination.

13. No waiver or deferral by either party of any term or condition of this Contract shall be deemed or construed to be a waiver or deferral of any other term or condition or subsequent wavier or deferral of the same term or condition.

14. This Contract may only be amended by written instrument approved and executed by the parties.

15. This Contract and the rights and obligations contained herein may not be assigned by the Contractor without the prior written approval of Village.

16. The parties hereby state that they have read and understand the terms of this Contract and hereby agree to the conditions contained herein.

17. This Contract has been made under and shall be governed by the laws of the State of Illinois. The parties agree that performance and all matters related thereto shall be in Cook County, Illinois.

18. Contractor, its employees, associates or subcontractors shall perform all the work hereunder. Contractor agrees that all of its associates, employees, or subcontractors who work on this Project shall be fully qualified and competent to do the work described hereunder. Contractor shall undertake the work and complete it in a timely manner.

19. If any provision of this Contract shall be held to be invalid or unenforceable for any reason, the remaining provisions shall continue to be valid and enforceable. If a court of competent jurisdiction finds that any provision of this Contract is invalid or unenforceable, but that by limiting such provision it may become valid and enforceable, then such provision shall be deemed to be written, construed, and enforced as so limited.

20. This Contract represents the entire and integrated agreement between the Village and Contractor and supersedes all prior negotiations, representations, or agreements, either written or oral.

21. This Contract will be effective when signed by the last party whose signing makes the Contract fully executed.

22. The Contractor agrees to comply with the Illinois Prevailing Wage Act, if the work to be performed under this Contract is covered by said Act.

23. The Contractor agrees to comply with the Illinois Substance Abuse Prevention on Public Works Projects Act.

CONTRACTOR NAME - P.T. FERRO CONSTRUCTION CO.

BY: Matt Marketti 8/2/23
Date

Printed Name: MATT MARKETTI

Title: PRESIDENT

VILLAGE OF TINLEY PARK

BY: Michael W. Glotz 9/5/2023
Michael W. Glotz, Village President Date
(required if Contract is $20,000 or more)

ATTEST:

Nancy M O'Connor 9/5/2023
Village Clerk Date
(required if Contract is $20,000 or more)

VILLAGE OF TINLEY PARK

BY: _____ _____
Village Manager Date

Bond No. 107887148

Document A312™ – 2010

Conforms with The American Institute of Architects AIA Document 312

Payment Bond

CONTRACTOR:
(Name, legal status and address)

P.T. Ferro Construction Co.
700 South Rowell Avenue
Joliet, IL 60434

SURETY:
(Name, legal status and principal place of business)
Travelers Casualty and Surety Company of America
One Tower Square
Hartford, CT 06183
Mailing Address for Notices

1411 Opus Place Suite 450
Downers Grove, IL 60515

This document has important legal consequences. Consultation with an attorney is encouraged with respect to its completion or modification.

Any singular reference to Contractor, Surety, Owner or other party shall be considered plural where applicable.

OWNER:
(Name, legal status and address)

Village of Tinley Park
16250 South Oak Park Avenue
Tinley Park, IL 60477

CONSTRUCTION CONTRACT
Date: September 5, 2023

Amount: $ 1,114,626.25 One Million One Hundred Fourteen Thousand Six Hundred Twenty Six Dollars and 25/100

Description:
(Name and location)
Kimberly Heights Drainage Improvements - Phase 1 & Phase 2

BOND
Date: September 14, 2023
(Not earlier than Construction Contract Date)

Amount: $ 1,114,626.25 One Million One Hundred Fourteen Thousand Six Hundred Twenty Six Dollars and 25/100

Modifications to this Bond: [X] None [ ] See Section 18

CONTRACTOR AS PRINCIPAL
Company: *(Corporate Seal)*

P.T. Ferro Construction Co.

Signature:

Name and Title: Matthew Marketti, President

SURETY
Company: *(Corporate Seal)*

Travelers Casualty and Surety Company of America

Signature:

Name and Title: James I. Moore, Attorney-in-Fact

(Any additional signatures appear on the last page of this Payment Bond.)

(FOR INFORMATION ONLY — Name, address and telephone)

AGENT or BROKER:
HUB International Midwest Limited
1411 Opus Place, Ste. 450
Downers Grove, IL 60515
630-468-5600

OWNER'S REPRESENTATIVE:
(Architect, Engineer or other party:)

§ 1 The Contractor and Surety, jointly and severally, bind themselves, their heirs, executors, administrators, successors and assigns to the Owner to pay for labor, materials and equipment furnished for use in the performance of the Construction Contract, which is incorporated herein by reference, subject to the following terms.

§ 2 If the Contractor promptly makes payment of all sums due to Claimants, and defends, indemnifies and holds harmless the Owner from claims, demands, liens or suits by any person or entity seeking payment for labor, materials or equipment furnished for use in the performance of the Construction Contract, then the Surety and the Contractor shall have no obligation under this Bond.

§ 3 If there is no Owner Default under the Construction Contract, the Surety's obligation to the Owner under this Bond shall arise after the Owner has promptly notified the Contractor and the Surety (at the address described in Section 13) of claims, demands, liens or suits against the Owner or the Owner's property by any person or entity seeking payment for labor, materials or equipment furnished for use in the performance of the Construction Contract and tendered defense of such claims, demands, liens or suits to the Contractor and the Surety.

§ 4 When the Owner has satisfied the conditions in Section 3, the Surety shall promptly and at the Surety's expense defend, indemnify and hold harmless the Owner against a duly tendered claim, demand, lien or suit.

§ 5 The Surety's obligations to a Claimant under this Bond shall arise after the following:

§ 5.1 Claimants, who do not have a direct contract with the Contractor,

.1 have furnished a written notice of non-payment to the Contractor, stating with substantial accuracy the amount claimed and the name of the party to whom the materials were, or equipment was, furnished or supplied or for whom the labor was done or performed, within ninety (90) days after having last performed labor or last furnished materials or equipment included in the Claim; and

.2 have sent a Claim to the Surety (at the address described in Section 13).

§ 5.2 Claimants, who are employed by or have a direct contract with the Contractor, have sent a Claim to the Surety (at the address described in Section 13).

§ 6 If a notice of non-payment required by Section 5.1.1 is given by the Owner to the Contractor, that is sufficient to satisfy a Claimant's obligation to furnish a written notice of non-payment under Section 5.1.1.

§ 7 When a Claimant has satisfied the conditions of Sections 5.1 or 5.2, whichever is applicable, the Surety shall promptly and at the Surety's expense take the following actions:

§ 7.1 Send an answer to the Claimant, with a copy to the Owner, within sixty (60) days after receipt of the Claim, stating the amounts that are undisputed and the basis for challenging any amounts that are disputed; and

§ 7.2 Pay or arrange for payment of any undisputed amounts.

§ 7.3 The Surety's failure to discharge its obligations under Section 7.1 or Section 7.2 shall not be deemed to constitute a waiver of defenses the Surety or Contractor may have or acquire as to a Claim, except as to undisputed amounts for which the Surety and Claimant have reached agreement. If, however, the Surety fails to discharge its obligations under Section 7.1 or Section 7.2, the Surety shall indemnify the Claimant for the reasonable attorney's fees the Claimant incurs thereafter to recover any sums found to be due and owing to the Claimant.

§ 8 The Surety's total obligation shall not exceed the amount of this Bond, plus the amount of reasonable attorney's fees provided under Section 7.3, and the amount of this Bond shall be credited for any payments made in good faith by the Surety.

§ 9 Amounts owed by the Owner to the Contractor under the Construction Contract shall be used for the performance of the Construction Contract and to satisfy claims, if any, under any construction performance bond. By the Contractor furnishing and the Owner accepting this Bond, they agree that all funds earned by the Contractor in the performance of the Construction Contract are dedicated to satisfy obligations of the Contractor and Surety under this Bond, subject to the Owner's priority to use the funds for the completion of the work.

§ 10 The Surety shall not be liable to the Owner, Claimants or others for obligations of the Contractor that are unrelated to the Construction Contract. The Owner shall not be liable for the payment of any costs or expenses of any Claimant under this Bond, and shall have under this Bond no obligation to make payments to, or give notice on behalf of, Claimants or otherwise have any obligations to Claimants under this Bond.

§ 11 The Surety hereby waives notice of any change, including changes of time, to the Construction Contract or to related subcontracts, purchase orders and other obligations.

§ 12 No suit or action shall be commenced by a Claimant under this Bond other than in a court of competent jurisdiction in the state in which the project that is the subject of the Construction Contract is located or after the expiration of one year from the date (1) on which the Claimant sent a Claim to the Surety pursuant to Section 5.1.2 or 5.2, or (2) on which the last labor or service was performed by anyone or the last materials or equipment were furnished by anyone under the Construction Contract, whichever of (1) or (2) first occurs. If the provisions of this Paragraph are void or prohibited by law, the minimum period of limitation available to sureties as a defense in the jurisdiction of the suit shall be applicable.

§ 13 Notice and Claims to the Surety, the Owner or the Contractor shall be mailed or delivered to the address shown on the page on which their signature appears. Actual receipt of notice or Claims, however accomplished, shall be sufficient compliance as of the date received.

§ 14 When this Bond has been furnished to comply with a statutory or other legal requirement in the location where the construction was to be performed, any provision in this Bond conflicting with said statutory or legal requirement shall be deemed deleted herefrom and provisions conforming to such statutory or other legal requirement shall be deemed incorporated herein. When so furnished, the intent is that this Bond shall be construed as a statutory bond and not as a common law bond.

§ 15 Upon request by any person or entity appearing to be a potential beneficiary of this Bond, the Contractor and Owner shall promptly furnish a copy of this Bond or shall permit a copy to be made.

§ 16 Definitions

§ 16.1 Claim. A written statement by the Claimant including at a minimum:

- .1 the name of the Claimant;
- .2 the name of the person for whom the labor was done, or materials or equipment furnished;
- .3 a copy of the agreement or purchase order pursuant to which labor, materials or equipment was furnished for use in the performance of the Construction Contract;
- .4 a brief description of the labor, materials or equipment furnished;
- .5 the date on which the Claimant last performed labor or last furnished materials or equipment for use in the performance of the Construction Contract;
- .6 the total amount earned by the Claimant for labor, materials or equipment furnished as of the date of the Claim;
- .7 the total amount of previous payments received by the Claimant; and
- .8 the total amount due and unpaid to the Claimant for labor, materials or equipment furnished as of the date of the Claim.

§ 16.2 Claimant. An individual or entity having a direct contract with the Contractor or with a subcontractor of the Contractor to furnish labor, materials or equipment for use in the performance of the Construction Contract. The term Claimant also includes any individual or entity that has rightfully asserted a claim under an applicable mechanic's lien or similar statute against the real property upon which the Project is located. The intent of this Bond shall be to include without limitation in the terms "labor, materials or equipment" that part of water, gas, power, light, heat, oil, gasoline, telephone service or rental equipment used in the Construction Contract, architectural and engineering services required for performance of the work of the Contractor and the Contractor's subcontractors, and all other items for which a mechanic's lien may be asserted in the jurisdiction where the labor, materials or equipment were furnished.

§ 16.3 Construction Contract. The agreement between the Owner and Contractor identified on the cover page, including all Contract Documents and all changes made to the agreement and the Contract Documents.

§ 16.4 Owner Default. Failure of the Owner, which has not been remedied or waived, to pay the Contractor as required under the Construction Contract or to perform and complete or comply with the other material terms of the Construction Contract.

§ 16.5 Contract Documents. All the documents that comprise the agreement between the Owner and Contractor.

§ 17 If this Bond is issued for an agreement between a Contractor and subcontractor, the term Contractor in this Bond shall be deemed to be Subcontractor and the term Owner shall be deemed to be Contractor.

§ 18 Modifications to this bond are as follows:

(Space is provided below for additional signatures of added parties, other than those appearing on the cover page.)

CONTRACTOR AS PRINCIPAL		**SURETY**	
Company:	*(Corporate Seal)*	Company:	*(Corporate Seal)*
Signature: _____		Signature: _____	
Name and Title:		Name and Title:	
Address		Address	

State of Illinois

County of DuPage

SURETY ACKNOWLEDGEMENT (ATTORNEY-IN-FACT)

I, Sherry Bacskai Notary Public of DuPage County, in the State of Illinois , do hereby certify that James I. Moore Attorney-in-Fact, of the Travelers Casualty and Surety Company of America who is personally known to me to be the same person whose name is subscribed to the foregoing instrument, appeared before me this day in person, and acknowledged that he signed, sealed and delivered said instrument, for and on behalf of the Travelers Casualty and Surety Company of America for the uses and purposes therein set forth.

Given under my hand and notarial seal at my office in the City of Downers Grove in said County, this 14th day of September , 2023 .

SHERRY BACSKAI
OFFICIAL SEAL
Notary Public, State of Illinois
My Commission Expires
October 22, 2023

Notary Public Sherry Bacskai

My Commission expires: October 22, 2023

TRAVELERS	**Travelers Casualty and Surety Company of America** **Travelers Casualty and Surety Company** **St. Paul Fire and Marine Insurance Company** **Farmington Casualty Company**

POWER OF ATTORNEY

KNOW ALL MEN BY THESE PRESENTS: That Travelers Casualty and Surety Company of America, Travelers Casualty and Surety Company, St. Paul Fire and Marine Insurance Company, and Farmington Casualty Company are corporations duly organized under the laws of the State of Connecticut (herein collectively called the "Companies"), and that the Companies do hereby make, constitute and appoint James I. Moore of Downers Grove , IL , their true and lawful Attorney(s)-in-Fact to sign, execute, seal and acknowledge the following bond:

Surety Bond No.: 107887148 **Principal:** P.T. Ferro Construction Co.
OR **Obligee:** Village of Tinley Park
Project Description: Kimberly Heights Drainage Improvements - Phase 1 & Phase 2

IN WITNESS WHEREOF, the Companies have caused this instrument to be signed, and their corporate seals to be hereto affixed, this **21st** day of **April, 2021.**

State of Connecticut

By: _____
Robert L. Raney, Senior Vice President

City of Hartford ss.

On this the **21st** day of **April, 2021**, before me personally appeared **Robert L. Raney**, who acknowledged himself to be the Senior Vice President of each of the Companies, and that he, as such, being authorized so to do, executed the foregoing instrument for the purposes therein contained by signing on behalf of said Companies by himself as a duly authorized officer.

IN WITNESS WHEREOF, I hereunto set my hand and official seal.

My Commission expires the **30th** day of **June, 2026**

_____
Anna P. Nowik, Notary Public

This Power of Attorney is granted under and by the authority of the following resolutions adopted by the Boards of Directors of each of the Companies, which resolutions are now in full force and effect, reading as follows:

RESOLVED, that the Chairman, the President, any Vice Chairman, any Executive Vice President, any Senior Vice President, any Vice President, any Second Vice President, the Treasurer, any Assistant Treasurer, the Corporate Secretary or any Assistant Secretary may appoint Attorneys-in-Fact and Agents to act for and on behalf of the Company and may give such appointee such authority as his or her certificate of authority may prescribe to sign with the Company's name and seal with the Company's seal bonds, recognizances, contracts of indemnity, and other writings obligatory in the nature of a bond, recognizance, or conditional undertaking, and any of said officers or the Board of Directors at any time may remove any such appointee and revoke the power given him or her; and it is

FURTHER RESOLVED, that the Chairman, the President, any Vice Chairman, any Executive Vice President, any Senior Vice President or any Vice President may delegate all or any part of the foregoing authority to one or more officers or employees of this Company, provided that each such delegation is in writing and a copy thereof is filed in the office of the Secretary; and it is

FURTHER RESOLVED, that any bond, recognizance, contract of indemnity, or writing obligatory in the nature of a bond, recognizance, or conditional undertaking shall be valid and binding upon the Company when (a) signed by the President, any Vice Chairman, any Executive Vice President, any Senior Vice President or any Vice President, any Second Vice President, the Treasurer, any Assistant Treasurer, the Corporate Secretary or any Assistant Secretary and duly attested and sealed with the Company's seal by a Secretary or Assistant Secretary; or (b) duly executed (under seal, if required) by one or more Attorneys-in-Fact and Agents pursuant to the power prescribed in his or her certificate or their certificates of authority or by one or more Company officers pursuant to a written delegation of authority; and it is

FURTHER RESOLVED, that the signature of each of the following officers: President, any Executive Vice President, any Senior Vice President, any Vice President, any Assistant Vice President, any Secretary, any Assistant Secretary, and the seal of the Company may be affixed by facsimile to any Power of Attorney or to any certificate relating thereto appointing Resident Vice Presidents, Resident Assistant Secretaries or Attorneys-in-Fact for purposes only of executing and attesting bonds and undertakings and other writings obligatory in the nature thereof, and any such Power of Attorney or certificate bearing such facsimile signature or facsimile seal shall be valid and binding upon the Company and any such power so executed and certified by such facsimile signature and facsimile seal shall be valid and binding on the Company in the future with respect to any bond or understanding to which it is attached.

I, **Kevin E. Hughes**, the undersigned, Assistant Secretary of each of the Companies, do hereby certify that the above and foregoing is a true and correct copy of the Power of Attorney executed by said Companies, which remains in full force and effect.

Dated this 14th day of September , 2023 .

_____
Kevin E. Hughes, Assistant Secretary

To verify the authenticity of this Power of Attorney, please call us at 1-800-421-3880.
Please refer to the above-named Attorney(s)-in-Fact and the details of the bond to which this Power of Attorney is attached.

THE VILLAGE OF TINLEY PARK
Cook County, Illinois
Will County, Illinois

RESOLUTION
NO. 2023-R-107

A RESOLUTION APPROVING A CONTRACT BETWEEN THE VILLAGE OF TINLEY PARK AND P.T. FERRO CONSTRUCTION COMPANY FOR THE KIMBERLY HEIGHTS DRAINAGE IMPROVEMENTS – PHASE 1 & 2

MICHAEL W. GLOTZ, PRESIDENT
NANCY M. O'CONNOR, VILLAGE CLERK

WILLIAM P. BRADY
WILLIAM A. BRENNAN
DENNIS P. MAHONEY
MICHAEL G. MUELLER
KENNETH E. SHAW
COLLEEN M. SULLIVAN
Board of Trustees

Published in pamphlet form by authority of the President and Board of Trustees of the Village of Tinley Park

RESOLUTION NO. 2023-R-107

A RESOLUTION APPROVING A CONTRACT BETWEEN THE VILLAGE OF TINLEY PARK AND P.T. FERRO CONSTRUCTION COMPANY FOR THE KIMBERLY HEIGHTS DRAINAGE IMPROVEMENTS – PHASE 1 & 2

WHEREAS, the Village of Tinley Park, Cook and Will Counties, Illinois, is a Home Rule Unit pursuant to the Illinois Constitution of 1970; and

WHEREAS, the Corporate Authorities of the Village of Tinley Park, Cook and Will Counties, Illinois, have considered entering into a Contract with P.T. Ferro Construction Company, a true and correct copy of such Contract being attached hereto and made a part hereof as **EXHIBIT 1**; and

WHEREAS, the Corporate Authorities of the Village of Tinley Park, Cook and Will Counties, Illinois, have determined that it is in the best interests of said Village of Tinley Park that said Contract be entered into by the Village of Tinley Park;

NOW, THEREFORE, Be It Resolved by the President and Board of Trustees of the Village of Tinley Park, Cook and Will Counties, Illinois, as follows:

Section 1: The Preambles hereto are hereby made a part of, and operative provisions of, this Resolution as fully as if completely repeated at length herein.

Section 2: That this President and Board of Trustees of the Village of Tinley Park hereby find that it is in the best interests of the Village of Tinley Park and its residents that the aforesaid "Contract" be entered into and executed by said Village of Tinley Park, with said Contract to be substantially in the form attached hereto and made a part hereof as **EXHIBIT 1**.

Section 3: That the President and Clerk of the Village of Tinley Park, Cook and Will Counties, Illinois are hereby authorized to execute for and on behalf of said Village of Tinley Park the aforesaid Contract.

Section 4: That this Resolution shall take effect from and after its adoption and approval.

ADOPTED this 5th day of September, 2023, by the Corporate Authorities of the Village of Tinley Park on a roll call vote as follows:

AYES: Brady, Brennan, Mahoney, Mueller, Shaw

NAYS: None

ABSENT: Sullivan

APPROVED this 5th day of September, 2023, by the President of the Village of Tinley Park.

Village President

ATTEST:

Village Clerk

EXHIBIT 1

CONTRACT WITH P.T. FERRO CONSTRUCTION COMPANY FOR THE KIMBERLY HEIGHTS DRAINAGE IMPROVEMENTS – PHASE 1 & 2

STATE OF ILLINOIS)
COUNTY OF COOK) SS
COUNTY OF WILL)

CERTIFICATE

I, NANCY M. O'CONNOR, Village Clerk of the Village of Tinley Park, Counties of Cook and Will and State of Illinois, DO HEREBY CERTIFY that the foregoing is a true and correct copy of Resolution No. 2023-R-107, "**A RESOLUTION APPROVING A CONTRACT BETWEEN THE VILLAGE OF TINLEY PARK AND P.T. FERRO CONSTRUCTION COMPANY FOR THE KIMBERLY HEIGHTS DRAINAGE IMPROVEMENTS – PHASE 1 & 2**," which was adopted by the President and Board of Trustees of the Village of Tinley Park on September 5th, 2023.

IN WITNESS WHEREOF, I have hereunto set my hand and affixed the corporate seal of the Village of Tinley Park this 5th day of September, 2023.

Nancy M. O'Connor
VILLAGE CLERK

CERTIFICATE OF LIABILITY INSURANCE

DATE (MM/DD/YYYY): 9/27/2023

THIS CERTIFICATE IS ISSUED AS A MATTER OF INFORMATION ONLY AND CONFERS NO RIGHTS UPON THE CERTIFICATE HOLDER. THIS CERTIFICATE DOES NOT AFFIRMATIVELY OR NEGATIVELY AMEND, EXTEND OR ALTER THE COVERAGE AFFORDED BY THE POLICIES BELOW. THIS CERTIFICATE OF INSURANCE DOES NOT CONSTITUTE A CONTRACT BETWEEN THE ISSUING INSURER(S), AUTHORIZED REPRESENTATIVE OR PRODUCER, AND THE CERTIFICATE HOLDER.

IMPORTANT: If the certificate holder is an ADDITIONAL INSURED, the policy(ies) must have ADDITIONAL INSURED provisions or be endorsed. If SUBROGATION IS WAIVED, subject to the terms and conditions of the policy, certain policies may require an endorsement. A statement on this certificate does not confer rights to the certificate holder in lieu of such endorsement(s).

PRODUCER	CONTACT NAME: CSU Construction
HUB International Midwest West 1411 Opus Place, Suite 450 Downers Grove IL 60515	PHONE (A/C, No, Ext): 630-468-5600 FAX (A/C, No): 630-468-5696 E-MAIL ADDRESS: CSUConstruction@hubinternational.com

INSURER(S) AFFORDING COVERAGE	NAIC #
INSURER A : Cincinnati Insurance Company	10677
INSURER B : Great American Insurance Company	16691
INSURER C : Nautilus Insurance Company	17370
INSURER D : Hanover American Insurance	36064
INSURER E :	
INSURER F :	

INSURED	PTFERRO-01
P.T. Ferro Construction Co Inc 700 Rowell Ave PO Box 156 Joliet IL 60434	

COVERAGES **CERTIFICATE NUMBER:** 1109833971 **REVISION NUMBER:**

THIS IS TO CERTIFY THAT THE POLICIES OF INSURANCE LISTED BELOW HAVE BEEN ISSUED TO THE INSURED NAMED ABOVE FOR THE POLICY PERIOD INDICATED. NOTWITHSTANDING ANY REQUIREMENT, TERM OR CONDITION OF ANY CONTRACT OR OTHER DOCUMENT WITH RESPECT TO WHICH THIS CERTIFICATE MAY BE ISSUED OR MAY PERTAIN, THE INSURANCE AFFORDED BY THE POLICIES DESCRIBED HEREIN IS SUBJECT TO ALL THE TERMS, EXCLUSIONS AND CONDITIONS OF SUCH POLICIES. LIMITS SHOWN MAY HAVE BEEN REDUCED BY PAID CLAIMS.

INSR LTR	TYPE OF INSURANCE	ADDL INSD	SUBR WVD	POLICY NUMBER	POLICY EFF (MM/DD/YYYY)	POLICY EXP (MM/DD/YYYY)	LIMITS	
A	X COMMERCIAL GENERAL LIABILITY [ ] CLAIMS-MADE [X] OCCUR X XCU Cov Incl X Contractual Liab GEN'L AGGREGATE LIMIT APPLIES PER: [ ] POLICY [X] PRO-JECT [ ] LOC [ ] OTHER:	Y	Y	EPP0599355	12/31/2022	12/31/2023	EACH OCCURRENCE DAMAGE TO RENTED PREMISES (Ea occurrence) MED EXP (Any one person) PERSONAL & ADV INJURY GENERAL AGGREGATE PRODUCTS - COMP/OP AGG $	$ 1,000,000 $ 500,000 $ 10,000 $ 1,000,000 $ 3,000,000 $ 3,000,000 $
A	**AUTOMOBILE LIABILITY** X ANY AUTO [ ] OWNED AUTOS ONLY [ ] SCHEDULED AUTOS X HIRED AUTOS ONLY [X] NON-OWNED AUTOS ONLY	Y	Y	EBA0599355	12/31/2022	12/31/2023	COMBINED SINGLE LIMIT (Ea accident) BODILY INJURY (Per person) BODILY INJURY (Per accident) PROPERTY DAMAGE (Per accident) $	$ 1,000,000 $ $ $ $
A B	X **UMBRELLA LIAB** [X] OCCUR X **EXCESS LIAB** [ ] CLAIMS-MADE [ ] DED [X] RETENTION $ 10,000			EPP0599355 TUE001659913	12/31/2022 12/31/2022	12/31/2023 12/31/2023	EACH OCCURRENCE AGGREGATE EACH OCC/AGGR (10X5)	$ 5,000,000 $ 5,000,000 $ 10MM/$10MM
A	**WORKERS COMPENSATION AND EMPLOYERS' LIABILITY** Y / N ANYPROPRIETOR/PARTNER/EXECUTIVE OFFICER/MEMBEREXCLUDED? [N] **(Mandatory in NH)** If yes, describe under DESCRIPTION OF OPERATIONS below	N / A	Y	EWC0599350	12/31/2022	12/31/2023	X PER STATUTE [ ] OTH-ER E.L. EACH ACCIDENT E.L. DISEASE - EA EMPLOYEE E.L. DISEASE - POLICY LIMIT	 $ 1,000,000 $ 1,000,000 $ 1,000,000
C D D	POLLUTION LIABILITY Leased/Rented Equipment Installation Floater			CPL2033720 RHC H131783 RHC H131783	12/31/2022 12/31/2022 12/31/2022	12/31/2023 12/31/2023 12/31/2023	Occurrence/Aggregate Limit: Limit/Deductible:	$2,000,000 $650,000 $2,000,000/$1,000

DESCRIPTION OF OPERATIONS / LOCATIONS / VEHICLES (ACORD 101, Additional Remarks Schedule, may be attached if more space is required)

RE: 21-R0545.01 - Village of Tinley Park - Kimberly Heights Drainage Improvements Ph 1&2

Village of Tinley Park, Robinson Engineering Ltd, any consultants of Robinson Engineering, the respective officers and employees are included as additional insureds under General Liability & Auto Liability, on a primary and non-contributory basis, when agreed in a written contract, subject to policy terms, conditions and exclusions. Waiver of Subrogation in favor of the additional insured applies under General Liability, Auto Liability & Workers Compensation when agreed in a written contract, subject to policy terms, conditions and exclusions. Umbrella follows form. 30 Day Notice of Cancellation applies in accordance to policy terms and conditions.

CERTIFICATE HOLDER

Village of Tinley Park
16250 Oak Park Ave
Tinley Park IL 60477

CANCELLATION

SHOULD ANY OF THE ABOVE DESCRIBED POLICIES BE CANCELLED BEFORE THE EXPIRATION DATE THEREOF, NOTICE WILL BE DELIVERED IN ACCORDANCE WITH THE POLICY PROVISIONS.

AUTHORIZED REPRESENTATIVE

Neil R. Hughes

© 1988-2015 ACORD CORPORATION. All rights reserved.

THIS ENDORSEMENT CHANGES THE POLICY. PLEASE READ IT CAREFULLY.

ADDITIONAL INSURED BY CONTRACT

This endorsement modifies insurance provided under the following:

BUSINESS AUTO COVERAGE FORM
GARAGE COVERAGE FORM

This endorsement changes the policy effective on the inception date of the policy unless another date is indicated below.

Endorsement Effective:	Policy Number: EPP0599355
Named Insured: P.T. Ferro Construction Co Inc	
Countersigned by: Neil R. Hughes	

(Authorized Representative)

With respect to coverage provided by this endorsement, the provisions of the Coverage Form apply unless modified by the endorsement.

SECTION II - LIABILITY COVERAGE, A. Coverage, I. Who is an Insured is amended to include as an insured any person or organization with which you have agreed in a valid written contract to provide insurance as is afforded by this policy.

This provision is limited to the scope of the valid written contract.

This provision does not apply unless the valid written contract has been executed prior to the "bodily injury" or "property damage".

THIS ENDORSEMENT CHANGES THE POLICY. PLEASE READ IT CAREFULLY.

BLANKET WAIVER OF SUBROGATION - AUTO

This endorsement modifies insurance provided under the following:

BUSINESS AUTO COVERAGE FORM

This endorsement changes the policy effective on the inception date of the policy unless another date is indicated below.

Endorsement Effective:	Policy Number: EPP0599355
Named Insured: P.T. Ferro Construction Co Inc	
Countersigned by: Neil R. Hughes	

(Authorized Representative)

With respect to coverage provided by this endorsement, the provisions of the Coverage Form apply unless modified by the endorsement.

1. Blanket Waiver of Subrogation

SECTION IV - BUSINESS AUTO CONDITIONS, A. Loss Conditions, 5. Transfer of Rights of Recovery Against Others to Us is amended by the addition of the following:

We waive any right of recovery we may have against any person or organization because of payments we make for "bodily injury" or "property damage" arising out of the operation of a covered "auto" when you have assumed liability for such "bodily injury" or "property damage" under an "insured contract", provided the "bodily injury" or "property damage" occurs subsequent to the execution of the "insured contract".

THIS ENDORSEMENT CHANGES THE POLICY. PLEASE READ IT CAREFULLY.

PRIMARY AND NONCONTRIBUTORY INSURANCE

This endorsement modifies insurance provided under the following:

BUSINESS AUTO COVERAGE FORM

This endorsement changes the policy effective on the inception date of the policy unless another date is indicated below.

Endorsement Effective:	Policy Number: EPP0599355
Named Insured: P.T. Ferro Construction Co Inc	
Countersigned by: Neil R. Hughes	

(Authorized Representative)

With respect to coverage provided by this endorsement, the provisions of the Coverage Form apply unless modified by the endorsement.

1. **Noncontributory Insurance**

   SECTION IV - BUSINESS AUTO CONDITIONS, B. General Conditions, 5. Other Insurance is replaced by the following:

   c. Regardless of the provisions of Paragraph **a.** above, this Coverage Form's Liability Coverage is primary and we will not seek contribution from any other insurance for any liability assumed under an "insured contract" that requires liability to be assumed on a primary noncontributory basis.

THIS ENDORSEMENT CHANGES THE POLICY. PLEASE READ IT CAREFULLY.

CONTRACTORS ADDITIONAL INSURED - AUTOMATIC STATUS WHEN REQUIRED IN WRITTEN CONTRACT, AGREEMENT, PERMIT OR AUTHORIZATION - ILLINOIS

This endorsement modifies insurance provided under the following:

COMMERCIAL GENERAL LIABILITY COVERAGE PART

A. Additional Insured - Owners, Lessees Or Contractors - Automatic Status For Other Parties When Required In Written Contract Or Agreement With You

1. **Section II - Who Is An Insured** is amended to include as an additional insured any person or organization you have agreed in writing in a contract or agreement to add as an additional insured on this Coverage Part. Such person(s) or organization(s) is an additional insured only with respect to liability for:

   a. "Bodily injury", "property damage" or "personal and advertising injury" *caused, in whole or in part, by* the performance of your ongoing operations by you or on your behalf, under that written contract or written agreement. Ongoing operations does not apply to "bodily injury" or "property damage" occurring after:

      (1) All work, including materials, parts or equipment furnished in connection with such work, on the project (other than service, maintenance or repairs) to be performed by or on behalf of the additional insured(s) at the location of the covered operations has been completed; or

      (2) That portion of "your work" out of which the injury or damage arises has been put to its intended use by any person or organization other than another contractor or subcontractor engaged in performing operations for a principal as a part of the same project; and

   b. "Bodily injury" or "property damage" *caused, in whole or in part, by* "your work" performed under that written contract or written agreement and included in the "products-completed operations hazard", but only if:

      (1) The Coverage Part to which this endorsement is attached provides coverage for "bodily injury" or "property damage" included within the "products-completed operations hazard"; and

      (2) The written contract or written agreement requires you to provide additional insured coverage included within the "products-completed operations hazard" for that person or organization.

      If the written contract or written agreement requires you to provide additional insured coverage included within the "products-completed operations hazard" for a specified length of time for that person or organization, the "bodily injury" or "property damage" must occur prior to the expiration of that period of time in order for this insurance to apply.

      If the written contract or written agreement requires you to provide additional insured coverage for a person or organization per ISO additional insured endorsement form number CG 20 10, without specifying an edition date, this Paragraph **b.** does not apply to that person or organization.

2. If the written contract or written agreement described in Paragraph **1.** above specifically requires you to provide additional insured coverage to that person or organization:

   a. *Arising out of* your ongoing operations or *arising out of* "your work"; or

   b. By way of an edition of an ISO additional insured endorsement that includes *arising out of* your ongoing operations or *arising out of* "your work";

Includes copyrighted material of Insurance Services Office, Inc., with its permission.

then the phrase *caused, in whole or in part, by* in Paragraph **A.1.a.** and/or Paragraph **A.1.b.** above, whichever applies, is replaced by the phrase *arising out of*.

3. With respect to the insurance afforded to the additional insureds described in Paragraph **A.1.**, the following additional exclusion applies:

   This insurance does not apply to "bodily injury", "property damage" or "personal and advertising injury" arising out of the rendering of, or the failure to render, any professional architectural, engineering or surveying services, including:

   a. The preparing, approving or failing to prepare or approve, maps, shop drawings, opinions, reports, surveys, field orders, change orders or drawings and specifications; or

   b. Supervisory, inspection, architectural or engineering activities.

   This exclusion applies even if the claims against any insured allege negligence or other wrongdoing in the supervision, hiring, employment, training or monitoring of others by that insured, if the "occurrence" which caused the "bodily injury" or "property damage", or the offense which caused the "personal and advertising injury", involved the rendering of, or the failure to render, any professional architectural, engineering or surveying services.

4. This Paragraph **A.** does not apply to additional insureds described in Paragraph **B.**

B. Additional Insured - State Or Governmental Agency Or Subdivision Or Political Subdivision - Automatic Status When Required In Written Permits Or Authorizations

1. **Section II - Who Is An Insured** is amended to include as an additional insured any state or governmental agency or subdivision or political subdivision you have agreed in writing in a contract, agreement, permit or authorization to add as an additional insured on this Coverage Part. Such state or governmental agency or subdivision or political subdivision is an additional insured only with respect to operations performed by you or on your behalf for which the state or governmental agency or subdivision or political subdivision issued, in writing, a contract, agreement, permit or authorization.

2. With respect to the insurance afforded to the additional insureds described in Paragraph **B.1.**, the following additional exclusions apply:

   This insurance does not apply to:

   a. "Bodily injury", "property damage" or "personal and advertising injury" arising out of operations performed for the federal government, state or municipality; or

   b. "Bodily injury" or "property damage" included within the "products-completed operations hazard."

C. The insurance afforded to additional insureds described in Paragraphs **A.** and **B.**:

1. Only applies to the extent permitted by law; and

2. Will not be broader than that which you are required by the written contract, written agreement, written permit or written authorization to provide for such additional insured;

3. Does not apply to any person, organization, state, governmental agency or subdivision or political subdivision specifically named as an additional insured for the same project in the schedule of an endorsement added to this Coverage Part; and

4. Does not apply to the City of Chicago, its officers, employees and agents with respect to liability caused by or arising from:

   a. The building or disassembly of scaffolding by or for you; or

   b. The use of such scaffolding.

D. With respect to the insurance afforded to the additional insureds described in Paragraphs **A.** and **B.**, the following is added to **Section III - Limits Of Insurance**:

The most we will pay on behalf of the additional insured is the amount of insurance:

1. Required by the written contract, written agreement, written permit or written authorization described in Paragraphs **A.** and **B.**; or

2. Available under the applicable Limits of Insurance shown in the Declarations;

whichever is less.

This endorsement shall not increase the applicable Limits of Insurance shown in the Declarations.

E. Section IV - Commercial General Liability Conditions is amended to add the following:

Automatic Additional Insured Provision

This insurance applies only if the "bodily injury" or "property damage" occurs, or the "per-

Includes copyrighted material of Insurance Services Office, Inc., with its permission.

sonal and advertising injury" offense is committed:

1. During the policy period; and

2. Subsequent to your execution of the written contract or written agreement, or the issuance of a written permit or written authorization, described in Paragraphs **A.** and **B.**

F. Except when **G.** below applies, the following is added to **Section IV - Commercial General Liability Conditions, 5. Other Insurance,** and supersedes any provision to the contrary:

When Other Additional Insured Coverage Applies On An Excess Basis

This insurance is primary to other insurance available to the additional insured described in Paragraphs **A.** and **B.** except:

1. As otherwise provided in **Section IV - Commercial General Liability Conditions, 5. Other Insurance, b. Excess Insurance**; or

2. For any other valid and collectible insurance available to the additional insured as an additional insured by attachment of an endorsement to another insurance policy that is written on an excess basis. In such case, this insurance is also excess.

G. The following is added to **Section IV - Commercial General Liability Conditions, 5. Other Insurance,** and supersedes any provision to the contrary:

Primary Insurance When Required By Written Contract, Agreement, Permit Or Authorization

Except when wrap-up insurance applies to the claim or "suit" on behalf of the additional insured, this insurance is primary to any other insurance available to the additional insured described in Paragraphs **A.** and **B.** provided that:

1. The additional insured is a Named Insured under such other insurance; and

2. You have agreed in writing in a contract, agreement, permit or authorization described in Paragraph **A.** or **B.** that this insurance would be primary to any other insurance available to the additional insured.

As used in this endorsement, wrap-up insurance means any insurance provided by a consolidated (wrap-up) insurance program.

Primary And Noncontributory Insurance When Required By Written Contract, Agreement, Permit Or Authorization

Except when wrap-up insurance applies to the claim or "suit" on behalf of the additional insured, this insurance is primary to and will not seek contribution from any other insurance available to the additional insured described in Paragraphs **A.** and **B.** provided that:

1. The additional insured is a Named Insured under such other insurance; and

2. You have agreed in writing in a contract, agreement, permit or authorization described in Paragraph **A.** or **B.** that this insurance would be primary and would not seek contribution from any other insurance available to the additional insured.

As used in this endorsement, wrap-up insurance means any insurance provided by a consolidated (wrap-up) insurance program.

Includes copyrighted material of Insurance Services Office, Inc., with its permission.

THIS ENDORSEMENT CHANGES THE POLICY. PLEASE READ IT CAREFULLY.

CONTRACTORS' COMMERCIAL GENERAL LIABILITY BROADENED ENDORSEMENT

This endorsement modifies insurance provided under the following:

COMMERCIAL GENERAL LIABILITY COVERAGE PART

A. Endorsement - Table of Contents:

Coverage:	Begins on Page:
1. Employee Benefit Liability Coverage	3
2. Unintentional Failure To Disclose Hazards	9
3. Damage To Premises Rented To You	9
4. Supplementary Payments	10
5. Medical Payments	10
6. 180 Day Coverage For Newly Formed Or Acquired Organizations	10
7. Waiver Of Subrogation	11
8. Automatic Additional Insured - Specified Relationships:	11
• Managers Or Lessors Of Premises;	
• Lessor Of Leased Equipment;	
• Vendors;	
• State Or Governmental Agency Or Subdivision Or Political Subdivision - Permits Or Authorizations Relating To Premises; and	
• Mortgagee, Assignee Or Receiver	
9. Property Damage To Borrowed Equipment	14
10. Employees As Insureds - Specified Health Care Services And Good Samaritan Services	15
11. Broadened Notice Of Occurrence	15
12. Nonowned Aircraft	15
13. Bodily Injury Redefined	15
14. Expected Or Intended Injury Redefined	15
15. Former Employees As Insureds	15
16. Voluntary Property Damage Coverage And Care, Custody Or Control Liability Coverage	16
17. Broadened Contractual Liability - Work Within 50' Of Railroad Property	17
18. Alienated Premises	17

B. Limits Of Insurance:

The Commercial General Liability Limits of Insurance apply to the insurance provided by this endorsement, except as provided below:

1. Employee Benefit Liability Coverage

Each Employee Limit: $1,000,000
Aggregate Limit: $3,000,000
Deductible Amount: $ 1,000

3. Damage To Premises Rented To You

The lesser of:

a. The Each Occurrence Limit shown in the Declarations; or

b. $500,000 unless otherwise stated $ _____

4. Supplementary Payments

a. Bail Bonds: $2,500

Includes copyrighted material of Insurance Services Office, Inc., with its permission.

b. Loss Of Earnings: $ 500

5. Medical Payments

Medical Expense Limit: $ 10,000

9. Property Damage To Borrowed Equipment

Each Occurrence Limit: $10,000
Deductible Amount: $ 250

16. Voluntary Property Damage Coverage (Coverage **a.**) **And Care, Custody Or Control Liability Coverage** (Coverage **b.**)

Limits Of Insurance
Coverage **a.**
$1,000 Each Occurrence
$5,000 Aggregate
Coverage **b.** $5,000 Each Occurrence unless otherwise stated $ _____

Deductible Amount (Each Occurrence)
Coverage **a.** $250
Coverage **b.** $250 unless otherwise stated $ _____

COVERAGE	PREMIUM BASIS **(a)** Area **(b)** Payroll **(c)** Gross Sales **(d)** Units **(e)** Other	RATE (For Limits in Excess of $5,000)	ADVANCE PREMIUM (For Limits in Excess of $5,000)
b. Care, Custody Or Control			**$**
TOTAL ANNUAL PREMIUM			**$**

Includes copyrighted material of Insurance Services Office, Inc., with its permission.

C. Coverages

1. Employee Benefit Liability Coverage

a. The following is added to **Section I - Coverages:**

Employee Benefit Liability Coverage

(1) Insuring Agreement

(a) We will pay those sums that the insured becomes legally obligated to pay as damages caused by any act, error or omission of the insured, or of any other person for whose acts the insured is legally liable, to which this insurance applies. We will have the right and duty to defend the insured against any "suit" seeking those damages. However, we will have no duty to defend against any "suit" seeking damages to which this insurance does not apply. We may, at our discretion, investigate any report of an act, error or omission and settle any claim or "suit" that may result. But:

1) The amount we will pay for damages is limited as described in **Section III - Limits Of Insurance**; and

2) Our right and duty to defend ends when we have used up the applicable limit of insurance in the payment of judgments or settlements.

No other obligation or liability to pay sums or perform acts or services is covered unless explicitly provided for under **Supplementary Payments**.

(b) This insurance applies to damages only if the act, error or omission, is negligently committed in the "administration" of your "employee benefit program"; and

1) Occurs during the policy period; or

2) Occurred prior to the "first effective date" of this endorsement provided:

a) You did not have knowledge of a claim or "suit" on or before the "first effective date" of this endorsement.

You will be deemed to have knowledge of a claim or "suit" when any "authorized representative";

i) Reports all, or any part, of the act, error or omission to us or any other insurer;

ii) Receives a written or verbal demand or claim for damages because of the act, error or omission; and

b) There is no other applicable insurance.

(2) Exclusions

This insurance does not apply to:

(a) Bodily Injury, Property Damage Or Personal And Advertising Injury

"Bodily injury", "property damage" or "personal and advertising injury".

(b) Dishonest, Fraudulent, Criminal Or Malicious Act

Damages arising out of any intentional, dishonest, fraudulent, criminal or malicious act, error or omission, committed by any insured, including the willful or reckless violation of any statute.

(c) Failure To Perform A Contract

Damages arising out of failure of performance of contract by any insurer.

Includes copyrighted material of Insurance Services Office, Inc., with its permission.

(d) Insufficiency Of Funds

Damages arising out of an insufficiency of funds to meet any obligations under any plan included in the "employee benefit program".

(e) Inadequacy Of Performance Of Investment/Advice Given With Respect To Participation

Any claim based upon:

1) Failure of any investment to perform;

2) Errors in providing information on past performance of investment vehicles; or

3) Advice given to any person with respect to that person's decision to participate or not to participate in any plan included in the "employee benefit program".

(f) Workers' Compensation And Similar Laws

Any claim arising out of your failure to comply with the mandatory provisions of any workers' compensation, unemployment compensation insurance, social security or disability benefits law or any similar law.

(g) ERISA

Damages for which any insured is liable because of liability imposed on a fiduciary by the Employee Retirement Income Security Act of 1974, as now or hereafter amended, or by any similar federal, state or local laws.

(h) Available Benefits

Any claim for benefits to the extent that such benefits are available, with reasonable effort and cooperation of the insured, from the applicable funds accrued or other collectible insurance.

(i) Taxes, Fines Or Penalties

Taxes, fines or penalties, including those imposed under the Internal Revenue Code or any similar state or local law.

(j) Employment-Related Practices

Any liability arising out of any:

(1) Refusal to employ;

(2) Termination of employment;

(3) Coercion, demotion, evaluation, reassignment, discipline, defamation, harassment, humiliation, discrimination or other employment - related practices, acts or omissions; or

(4) Consequential liability as a result of **(1)**, **(2)** or **(3)** above.

This exclusion applies whether the insured may be held liable as an employer or in any other capacity and to any obligation to share damages with or repay someone else who must pay damages because of the injury.

(3) Supplementary Payments

Section I - Coverages, Supplementary Payments - Coverages A And B also apply to this Coverage.

b. Who Is An Insured

As respects **Employee Benefit Liability Coverage, Section II - Who Is An Insured** is replaced by the following:

(1) If you are designated in the Declarations as:

(a) An individual, you and your spouse are insureds, but only with respect to the conduct of a business of which you are the sole owner.

(b) A partnership or joint venture, you are an insured. Your members, your part-

Includes copyrighted material of Insurance Services Office, Inc., with its permission.

ners, and their spouses are also insureds but only with respect to the conduct of your business.

(c) A limited liability company, you are an insured. Your members are also insureds, but only with respect to the conduct of your business. Your managers are insureds, but only with respect to their duties as your managers.

(d) An organization other than a partnership, joint venture or limited liability company, you are an insured. Your "executive officers" and directors are insureds, but only with respect to their duties as your officers or directors. Your stockholders are also insureds, but only with respect to their liability as stockholders.

(e) A trust, you are an insured. Your trustees are also insureds, but only with respect to their duties as trustees.

(2) Each of the following is also an insured:

(a) Each of your "employees" who is or was authorized to administer your "employee benefit program";

(b) Any persons, organizations or "employees" having proper temporary authorization to administer your "employee benefit program" if you die, but only until your legal representative is appointed; or

(c) Your legal representative if you die, but only with respect to duties as such. That representative will have all your rights and duties under this Coverage Part.

(3) Any organization you newly acquire or form, other than a partnership, joint venture or limited liability company, and over which you maintain ownership or majority interest, will qualify as a Named Insured if no other similar insurance applies to that organization. However, coverage under this provision:

(a) Is afforded only until the 180th day after you acquire or form the organization or the end of the policy period, whichever is earlier; and

(b) Does not apply to any act, error or omission that was committed before you acquired or formed the organization.

c. Limits Of Insurance

As respects **Employee Benefit Liability Coverage**, **Section III - Limits Of Insurance** is replaced by the following:

(1) The Limits of Insurance shown in Section **B. Limits Of Insurance**, **1. Employee Benefit Liability Coverage** and the rules below fix the most we will pay regardless of the number of:

(a) Insureds;

(b) Claims made or "suits" brought;

(c) Persons or organizations making claims or bringing "suits";

(d) Acts, errors or omissions; or

(e) Benefits included in your "employee benefit program".

(2) The Aggregate Limit shown in Section **B. Limits Of Insurance**, **1. Employee Benefit Liability Coverage** of this endorsement is the most we will pay for all damages because of acts, errors or omissions negligently committed in the "administration" of your "employee benefit program".

(3) Subject to the limit described in **(2)** above, the Each Employee Limit shown in Section **B. Limits Of Insurance**, **1. Employee Benefit Liability Coverage** of this endorsement is the most we will pay for all damages sustained by any one "employee", including damages sustained by such "employee's" dependents and beneficiaries, as a result of:

(a) An act, error or omission; or

Includes copyrighted material of Insurance Services Office, Inc., with its permission.

(b) A series of related acts, errors or omissions, regardless of the amount of time that lapses between such acts, errors or omissions;

negligently committed in the "administration" of your "employee benefit program".

However, the amount paid under this endorsement shall not exceed, and will be subject to the limits and restrictions that apply to the payment of benefits in any plan included in the "employee benefit program."

(4) Deductible Amount

(a) Our obligation to pay damages on behalf of the insured applies only to the amount of damages in excess of the Deductible Amount stated in the Declarations as applicable to Each Employee. The limits of insurance shall not be reduced by the amount of this deductible.

(b) The Deductible Amount stated in the Declarations applies to all damages sustained by any one "employee", including such "employee's" dependents and beneficiaries, because of all acts, errors or omissions to which this insurance applies.

(c) The terms of this insurance, including those with respect to:

1) Our right and duty to defend the insured against any "suits" seeking those damages; and

2) Your duties, and the duties of any other involved insured, in the event of an act, error or omission, or claim;

apply irrespective of the application of the Deductible Amount.

(d) We may pay any part or all of the Deductible Amount to effect settlement of any claim or "suit" and, upon notification of the action taken, you shall promptly reimburse us for such part of the Deductible Amount as we have paid.

d. Additional Conditions

As respects **Employee Benefit Liability Coverage, Section IV - Commercial General Liability Conditions** is amended as follows:

(1) Item **2. Duties In The Event Of Occurrence, Offense, Claim Or Suit** is replaced by the following:

2. Duties In The Event Of An Act, Error Or Omission, Or Claim Or Suit

a. You must see to it that we are notified as soon as practicable of an act, error or omission which may result in a claim. To the extent possible, notice should include:

(1) What the act, error or omission was and when it occurred; and

(2) The names and addresses of anyone who may suffer damages as a result of the act, error or omission.

b. If a claim is made or "suit" is brought against any insured, you must:

(1) Immediately record the specifics of the claim or "suit" and the date received; and

(2) Notify us as soon as practicable.

You must see to it that we receive written notice of the claim or "suit" as soon as practicable.

c. You and any other involved insured must:

(1) Immediately send us copies of any demands, notices, summonses or legal papers re-

Includes copyrighted material of Insurance Services Office, Inc., with its permission.

ceived in connection with the claim or "suit";

(2) Authorize us to obtain records and other information;

(3) Cooperate with us in the investigation or settlement of the claim or defense against the "suit"; and

(4) Assist us, upon our request, in the enforcement of any right against any person or organization which may be liable to the insured because of an act, error or omission to which this insurance may also apply.

d. No insured will, except at that insured's own cost, voluntarily make a payment, assume any obligation, or incur any expense without our consent.

(2) Item **5. Other Insurance** is replaced by the following:

5. Other Insurance

If other valid and collectible insurance is available to the insured for a loss we cover under this Coverage Part, our obligations are limited as follows:

a. Primary Insurance

This insurance is primary except when **c.** below applies. If this insurance is primary, our obligations are not affected unless any of the other insurance is also primary. Then, we will share with all that other insurance by the method described in **b.** below.

b. Method Of Sharing

If all of the other insurance permits contribution by equal shares, we will follow this method also. Under this approach each insurer contributes equal amounts until it has paid its applicable limit of insurance or none of the loss remains, whichever comes first.

If any of the other insurance does not permit contribution by equal shares, we will contribute by limits. Under this method, each insurer's share is based on the ratio of its applicable limit of insurance to the total applicable limits of insurance of all insurers.

c. No Coverage

This insurance shall not cover any loss for which the insured is entitled to recovery under any other insurance in force previous to the effective date of this Coverage Part.

e. Additional Definitions

As respects **Employee Benefit Liability Coverage, Section V - Definitions** is amended as follows:

(1) The following definitions are added:

1. "Administration" means:

a. Providing information to "employees", including their dependents and beneficiaries, with respect to eligibility for or scope of "employee benefit programs";

b. Interpreting the "employee benefit programs";

c. Handling records in connection with the "employee benefit programs"; or

d. Effecting, continuing or terminating any "employee's" participation in

Includes copyrighted material of Insurance Services Office, Inc., with its permission.

any benefit included in the "employee benefit program".

However, "administration" does not include:

a. Handling payroll deductions; or

b. The failure to effect or maintain any insurance or adequate limits of coverage of insurance, including but not limited to unemployment insurance, social security benefits, workers' compensation and disability benefits.

2. "Cafeteria plans" means plans authorized by applicable law to allow "employees" to elect to pay for certain benefits with pre-tax dollars.

3. "Employee benefit programs" means a program providing some of all of the following benefits to "employees", whether provided through a "cafeteria plan" or otherwise:

a. Group life insurance; group accident or health insurance; dental, vision and hearing plans; and flexible spending accounts; provided that no one other than an "employee" may subscribe to such benefits and such benefits are made generally available to those "employees" who satisfy the plan's eligibility requirements;

b. Profit sharing plans, employee savings plans, employee stock ownership plans, pension plans and stock subscription plans, provided that no one other than an "employee" may subscribe to such benefits and such benefits are made generally available to all "employees" who are eligible under the plan for such benefits;

c. Unemployment insurance, social security benefits, workers' compensation and disability benefits; and

d. Vacation plans, including buy and sell programs; leave of absence programs, including military, maternity, family, and civil leave; tuition assistance plans; transportation and health club subsidies.

4. "First effective date" means the date upon which coverage was first effected in a series of uninterrupted renewals of insurance coverage.

(2) The following definitions are deleted in their entirety and replaced by the following:

8. "Employee" means a person actively employed, formerly employed, on leave of absence or disabled, or retired. "Employee" includes a "leased worker". "Employee" does not include a "temporary worker".

21. "Suit" means a civil proceeding in which money damages because of an act, error or omission to which this insurance applies are alleged. "Suit" includes:

a. An arbitration proceeding in which such damages are claimed and to which the insured must submit or does submit with our consent;

b. Any other alternative dispute resolution proceeding in which such damages are claimed and to which the insured submits with our consent; or

c. An appeal of a civil proceeding.

Includes copyrighted material of Insurance Services Office, Inc., with its permission.

2. Unintentional Failure To Disclose Hazards

Section IV - Commercial General Liability Conditions, 7. Representations is amended by the addition of the following:

Based on our dependence upon your representations as to existing hazards, if unintentionally you should fail to disclose all such hazards at the inception date of your policy, we will not reject coverage under this Coverage Part based solely on such failure.

3. Damage To Premises Rented To You

a. The last Paragraph of **2. Exclusions** under **Section I - Coverage A - Bodily Injury And Property Damage Liability** is replaced by the following:

Exclusions **c.** through **q.** do not apply to "property damage" by fire, explosion, lightning, smoke or soot to premises while rented to you or temporarily occupied by you with permission of the owner, for which the amount we will pay is limited to the **Damage To Premises Rented To You** Limit as described in **Section III - Limits Of Insurance.**

b. The insurance provided under **Section I - Coverage A - Bodily Injury And Property Damage Liability** applies to "property damage" arising out of water damage to premises that are both rented to and occupied by you.

(1) As respects Water Damage Legal Liability, as provided in Paragraph **3.b.** above:

The exclusions under **Section I - Coverage A - Bodily Injury And Property Damage Liability**, **2. Exclusions**, other than **i. War** and the **Nuclear Energy Liability Exclusion (Broad Form)**, are deleted and the following are added:

This insurance does not apply to:

(a) "Property damage":

(i) Assumed in any contract or agreement; or

(ii) Caused by or resulting from any of the following:

1) Wear and tear;

2) Rust or other corrosion, decay, deterioration, hidden or latent defect or any quality in property that causes it to damage or destroy itself;

3) Smog;

4) Mechanical breakdown, including rupture or bursting caused by centrifugal force;

5) Settling, cracking, shrinking or expansion;

6) Nesting or infestation, or discharge or release of waste products or secretions, by insects, birds, rodents or other animals; or

7) Presence, growth, proliferation, spread or any activity of fungus, including mold or mildew, and any mycotoxins, spores, scents or byproducts produced or released by fungi.

(b) "Property damage" caused directly or indirectly by any of the following:

(i) Earthquake, volcanic eruption, landslide or any other earth movement;

(ii) Water that backs up or overflows or is otherwise discharged from a sewer, drain, sump, sump pump or related equipment;

(iii) Water under the ground surface pressing on, or flowing or seeping through:

1) Foundations, walls, floors or paved surfaces;

Includes copyrighted material of Insurance Services Office, Inc., with its permission.

2) Basements, whether paved or not; or

3) Doors, windows or other openings.

(c) "Property damage" caused by or resulting from water that leaks or flows from plumbing, heating, air conditioning, fire protection systems, or other equipment, caused by or resulting from freezing, unless:

(i) You did your best to maintain heat in the building or structure; or

(ii) You drained the equipment and shut off the water supply if the heat was not maintained.

(d) "Property damage" to:

(i) Plumbing, heating, air conditioning, fire protection systems, or other equipment or appliances; or

(ii) The interior of any building or structure, or to personal property in the building or structure, caused by or resulting from rain, snow, sleet or ice, whether driven by wind or not.

c. Limit Of Insurance

With respect to the insurance afforded in Paragraphs **3.a.** and **3.b.** above, the **Damage To Premises Rented To You** Limit as shown in the Declarations is amended as follows:

(1) Paragraph **6.** of **Section III - Limits Of Insurance** is replaced by the following:

6. Subject to Paragraph **5.** above, the **Damage To Premises Rented To You** Limit is the most we will pay under **Coverage A - Bodily Injury And Property Damage Liability** for damages because of "property damage" to any one premises:

a. While rented to you, or temporarily occupied by you with permission of the owner;

b. In the case of damage by fire, explosion, lightning, smoke or soot, while rented to you; or

c. In the case of damage by water, while rented to and occupied by you.

(2) The most we will pay is limited as described in Section **B. Limits Of Insurance, 3. Damage To Premises Rented To You** of this endorsement.

4. Supplementary Payments

Under **Section I - Supplementary Payments - Coverages A And B:**

a. Paragraph **2.** is replaced by the following:

Up to the limit shown in Section **B. Limits Of Insurance, 4.a.** Bail Bonds of this endorsement for cost of bail bonds required because of accidents or traffic law violations arising out of the use of any vehicle to which the Bodily Injury Liability Coverage applies. We do not have to furnish these bonds.

b. Paragraph **4.** is replaced by the following:

All reasonable expenses incurred by the insured at our request to assist us in the investigation or defense of the claim or "suit", including actual loss of earnings up to the limit shown in Section **B. Limits Of Insurance, 4.b.** Loss Of Earnings of this endorsement per day because of time off from work.

5. Medical Payments

The Medical Expense Limit of Any One Person as stated in the Declarations is amended to the limit shown in Section **B. Limits Of Insurance, 5. Medical Payments** of this endorsement.

6. 180 Day Coverage For Newly Formed Or Acquired Organizations

Section II - Who Is An Insured is amended as follows:

Subparagraph **a.** of Paragraph **3.** is replaced by the following:

a. Insurance under this provision is afforded only until the 180th day after

Includes copyrighted material of Insurance Services Office, Inc., with its permission.

you acquire or form the organization or the end of the policy period, whichever is earlier;

7. **Waiver Of Subrogation**

Section IV - Commercial General Liability Conditions, 9. Transfer Of Rights Of Recovery Against Others To Us is amended by the addition of the following:

We waive any right of recovery we may have against any person or organization against whom you have agreed to waive such right of recovery in a written contract or agreement because of payments we make for injury or damage arising out of your ongoing operations or "your work" done under a written contract or agreement with that person or organization and included in the "products-completed operations hazard". However, our rights may only be waived prior to the "occurrence" giving rise to the injury or damage for which we make payment under this Coverage Part. The insured must do nothing after a loss to impair our rights. At our request, the insured will bring "suit" or transfer those rights to us and help us enforce those rights.

8. **Automatic Additional Insured - Specified Relationships**

a. The following is added to **Section II - Who Is An Insured**:

(1) Any person(s) or organization(s) described in Paragraph **8.a.(2)** of this endorsement (hereinafter referred to as additional insured) whom you are required to add as an additional insured under this Coverage Part by reason of a written contract, written agreement, written permit or written authorization.

(2) Only the following persons or organizations are additional insureds under this endorsement, and insurance coverage provided to such additional insureds is limited as provided herein:

(a) Managers Or Lessors Of Premises

The manager or lessor of a premises leased to you with whom you have agreed per Paragraph **8.a.(1)** of this endorsement to provide insurance, but only with respect to liability arising out of the ownership, maintenance or use of that part of the premises leased to you, subject to the following additional exclusions:

This insurance does not apply to:

(i) Any "occurrence" which takes place after you cease to be a tenant in that premises;

(ii) Structural alterations, new construction or demolition operations performed by or on behalf of such additional insured.

(b) Lessor Of Leased Equipment

Any person or organization from whom you lease equipment when you and such person(s) or organization(s) have agreed per Paragraph **8.a.(1)** of this endorsement to provide insurance. Such person(s) or organization(s) are insureds only with respect to liability for "bodily injury", "property damage" or "personal and advertising injury" caused, in whole or in part, by your maintenance, operation or use of equipment leased to you by such person(s) or organization(s). A person's or organization's status as an additional insured under this endorsement ends when their contract or agreement with you for such leased equipment ends. However, this insurance does not apply to any "occurrence" which takes place after the equipment lease expires.

(c) Vendors

Any person or organization (referred to below as vendor) with whom you have agreed per Paragraph **8.a.(1)** of this endorsement to provide insurance, but only with respect to "bodily injury" or "property damage" arising out of "your products" which are distributed or sold in the regular course of the

Includes copyrighted material of Insurance Services Office, Inc., with its permission.

vendor's business, subject to the following additional exclusions:

(i) The insurance afforded the vendor does not apply to:

1) "Bodily injury" or "property damage" for which the vendor is obligated to pay damages by reason of the assumption of liability in a contract or agreement. This exclusion does not apply to liability for damages that the vendor would have in the absence of the contract or agreement;

2) Any express warranty unauthorized by you;

3) Any physical or chemical change in the product made intentionally by the vendor;

4) Repackaging, except when unpacked solely for the purpose of inspection, demonstration, testing, or the substitution of parts under instructions from the manufacturer, and then repackaged in the original container;

5) Any failure to make such inspections, adjustments, tests or servicing as the vendor has agreed to make or normally undertakes to make in the usual course of business, in connection with the distribution or sale of the products;

6) Demonstration, installation, servicing or repair operations, except such operations performed at the vendor's premises in connection with the sale of the product;

7) Products which, after distribution or sale by you, have been labeled or relabeled or used as a container, part or ingredient of any other thing or substance by or for the vendor; or

8) "Bodily injury" or "property damage" arising out of the sole negligence of the vendor for its own acts or omissions or those of its employees or anyone else acting on its behalf. However, this exclusion does not apply to:

a) The exceptions contained in Paragraphs **(c) (i) 4)** or **6)** of this endorsement**;** or

b) Such inspections, adjustments, tests or servicing as the vendor has agreed to make or normally undertakes to make in the usual course of business, in connection with the distribution or sale of the products.

(ii) This insurance does not apply to any insured person or organization:

1) From whom you have acquired such products, or any ingredient, part

Includes copyrighted material of Insurance Services Office, Inc., with its permission.

or container, entering into, accompanying or containing such products; or

2) When liability included within the "products-completed operations hazard" has been excluded under this Coverage Part with respect to such products.

(d) State Or Governmental Agency Or Subdivision Or Political Subdivision - Permits Or Authorizations Relating To Premises

Any state or governmental agency or subdivision or political subdivision with which you have agreed per Paragraph **8.a.(1)** of this endorsement to provide insurance, subject to the following additional provision:

This insurance applies only with respect to the following hazards for which the state or governmental agency or subdivision or political subdivision has issued a permit or authorization in connection with premises you own, rent or control and to which this insurance applies:

(i) The existence, maintenance, repair, construction, erection or removal of advertising signs, awnings, canopies, cellar entrances, coal holes, driveways, manholes, marquees, hoist away openings, sidewalk vaults, street banners or decorations and similar exposures; or

(ii) The construction, erection or removal of elevators; or

(iii) The ownership, maintenance or use of any elevators covered by this insurance.

(e) Mortgagee, Assignee Or Receiver

Any person or organization with whom you have agreed per Paragraph **8.a.(1)** of this endorsement to provide insurance, but only with respect to their liability as mortgagee, assignee, or receiver and arising out of the ownership, maintenance, or use of the premises by you. However, this insurance does not apply to structural alterations, new construction and demolition operations performed by or for that person or organization.

(3) The insurance afforded to additional insureds described in Paragraph **8.a.(1)** of this endorsement:

(a) Only applies to the extent permitted by law; and

(b) Will not be broader than that which you are required by the written contract, written agreement, written permit or written authorization to provide for such additional insured; and

(c) Does not apply to any person, organization, vendor, state, governmental agency or subdivision or political subdivision, specifically named as an additional insured under any other provision of, or endorsement added to, this Coverage Part, provided such other provision or endorsement covers the injury or damage for which this insurance applies.

b. With respect to the insurance afforded to the additional insureds described in Paragraph **8.a.(1)** of this endorsement, the following is added to **Section III - Limits Of Insurance**:

The most we will pay on behalf of the additional insured is the amount of insurance:

(1) Required by the written contract, written agreement, written permit or written authorization described

Includes copyrighted material of Insurance Services Office, Inc., with its permission.

in Paragraph **8.a.(1)** of this endorsement; or

(2) Available under the applicable Limits of Insurance shown in the Declarations;

whichever is less.

This endorsement shall not increase the applicable Limits of Insurance shown in the Declarations.

c. Section IV - Commercial General Liability Conditions is amended to include the following:

Automatic Additional Insured Provision

This insurance applies only if the "bodily injury" or "property damage" occurs, or the "personal and advertising injury" offense is committed:

(1) During the policy period; and

(2) Subsequent to your execution of the written contract or written agreement, or the issuance of a written permit or written authorization, described in Paragraph **8.a.(1)**.

d. Section IV - Commercial General Liability Conditions is amended as follows:

Condition **5. Other Insurance** is amended to include:

Primary And Noncontributory Insurance

This insurance is primary to and will not seek contribution from any other insurance available to an additional insured per Paragraph **8.a.(1)** of this endorsement provided that:

(1) The additional insured is a Named Insured under such other insurance; and

(2) You have agreed in writing in a contract, agreement, permit or authorization described in **8.a.(2)** of this endorsement that this insurance would be primary and would not seek contribution from any other insurance available to the additional insured.

9. Property Damage To Borrowed Equipment

a. The following is added to **Exclusion 2.j. Damage To Property** under **Section I - Coverage A - Bodily Injury And Property Damage Liability:**

Paragraphs **(3)** and **(4)** of this exclusion do not apply to tools or equipment loaned to you, provided they are not being used to perform operations at the time of loss.

b. With respect to the insurance provided by this section of the endorsement, the following additional provisions apply:

(1) The Limits of Insurance shown in the Declarations are replaced by the limits designated in Section **B. Limits Of Insurance**, **9. Property Damage To Borrowed Equipment** of this endorsement with respect to coverage provided by this endorsement. These limits are inclusive of and not in addition to the limits being replaced. The Limits of Insurance shown in Section **B. Limits Of Insurance**, **9. Property Damage To Borrowed Equipment** of this endorsement fix the most we will pay in any one "occurrence" regardless of the number of:

(a) Insureds;

(b) Claims made or "suits" brought; or

(c) Persons or organizations making claims or bringing "suits".

(2) Deductible Clause

(a) Our obligation to pay damages on your behalf applies only to the amount of damages for each "occurrence" which are in excess of the Deductible Amount stated in Section **B. Limits Of Insurance**, **9. Property Damage To Borrowed Equipment** of this endorsement. The limits of insurance will not be reduced by the application of such deductible amount.

(b) Section IV - Commercial General Liability Conditions, 2. Duties In The Event Of Occurrence, Offense, Claim Or Suit, applies to each claim or "suit" irrespective of the amount.

Includes copyrighted material of Insurance Services Office, Inc., with its permission.

(c) We may pay any part or all of the deductible amount to effect settlement of any claim or "suit" and, upon notification of the action taken, you shall promptly reimburse us for such part of the deductible amount as has been paid by us.

10. Employees As Insureds - Specified Health Care Services And Good Samaritan Services

Paragraph **2.a.(1)(d)** under **Section II - Who Is An Insured** does not apply to:

a. Your "employees" who provide professional health care services on your behalf as a duly licensed nurse, emergency medical technician or paramedic in the jurisdiction where an "occurrence" or offense to which this insurance applies takes place; or

b. Your "employees" or "volunteer workers", other than an employed or volunteer doctor, providing first aid or good samaritan services during their work hours for you will be deemed to be acting within the scope of their employment by you or performing duties related to the conduct of your business.

11. Broadened Notice Of Occurrence

Paragraph **a.** of Condition **2. Duties In The Event Of Occurrence, Offense, Claim Or Suit** under **Section IV - Commercial General Liability Conditions** is replaced by the following:

a. You must see to it that we are notified as soon as practicable of an "occurrence" or an offense which may result in a claim. To the extent possible, notice should include:

(1) How, when and where the "occurrence" or offense took place;

(2) The names and addresses of any injured persons and witnesses; and

(3) The nature and location of any injury or damage arising out of the "occurrence" or offense.

This requirement applies only when the "occurrence" or offense is known to an "authorized representative".

12. Nonowned Aircraft

The following is added to **Exclusion 2.g. Aircraft, Auto Or Watercraft** under **Section I - Coverage A - Bodily Injury And Property Damage Liability**:

This exclusion does not apply to an aircraft you do not own, provided that:

a. The pilot in command holds a current effective certificate, issued by a duly constituted authority of the United States of America or Canada, designating that person as a commercial or airline transport pilot;

b. The aircraft is rented with a trained, paid crew; and

c. The aircraft does not transport persons or cargo for a charge.

13. Bodily Injury Redefined

Section V - Definitions, 4. "Bodily injury" is replaced by the following:

4. "Bodily injury" means bodily harm or injury, sickness, disease, disability, humiliation, shock, fright, mental anguish or mental injury, including care, loss of services or death resulting from any of these at any time.

14. Expected Or Intended Injury Redefined

The last sentence of **Exclusion 2.a. Expected Or Intended Injury** under **Section I - Coverage A - Bodily Injury And Property Damage Liability** is replaced by the following:

This exclusion does not apply to "bodily injury" or "property damage" resulting from the use of reasonable force to protect persons or property.

15. Former Employees As Insureds

The following is added to Paragraph **2.** under **Section II - Who Is An Insured:**

2. Each of the following is also an insured:

Any of your former "employees", directors, managers, members, partners or "executive officers", including but not limited to retired, disabled or those on leave of absence, but only for acts within the scope of their employment by you or for duties related to the conduct of your business.

Includes copyrighted material of Insurance Services Office, Inc., with its permission.

16. Voluntary Property Damage Coverage

a. Coverage D - Voluntary Property Damage Coverage

Section I - Coverages is amended to include the following:

(1) Insuring Agreement

(a) We will pay the cost to repair or replace "property damage" to property of others arising out of operations incidental to your business when:

1) Damage is caused by you; or

2) Damage occurs while in your possession.

At your written request, we will make this payment regardless of whether you are at fault for the "property damage".

If you, at our request, replace, or make any repairs to, damaged property of others, the amount we will pay under **Voluntary Property Damage Coverage** will be determined by your actual cost to replace or repair the damaged property, excluding any profit or overhead.

Any payment we make under **Voluntary Property Damage Coverage** shall not be interpreted as an admission of liability by you or by us.

It shall be your duty, not our duty, to defend any claim or "suit" to which this insurance applies.

No other obligation or liability to pay sums or perform acts or services is covered.

(b) This insurance applies to "property damage" only if:

1) The "property damage" takes place in the "coverage territory"; and

2) The "property damage" occurs during the policy period.

(2) Exclusions

This insurance does not apply to "property damage" that would be excluded by **Coverage A - Bodily Injury And Property Damage Liability, 2. Exclusions**, except for **j. Damage To Property**, paragraphs **(3), (4), (5)** and **(6)**, **k. Damage To Your Product**, and **l. Damage To Your Work**.

(3) Definitions

For purposes of **Voluntary Property Damage Coverage** only, the following definitions under **Section V - Definitions** are replaced by the following:

16. "Occurrence" means an incident, including continuous or repeated exposure to substantially the same general harmful conditions that result in "property damage".

20. "Property damage" means physical injury to tangible property. "Electronic data" is not tangible property, and "property damage" does not include disappearance, abstraction or theft.

b. Care, Custody Or Control Liability Coverage

For purposes of the coverage provided by **Care, Custody Or Control Liability Coverage** in this endorsement only:

(1) **Section I - Coverage A - Bodily Injury And Property Damage Liability, 2. Exclusions, j. Damage To Property**, Subparagraphs **(3), (4)** and **(5)** do not apply to "property damage" to the property of others described therein.

(2) It shall be your duty, not our duty, to defend any claim or "suit" to which this insurance applies.

No other obligation or liability to pay sums or perform acts or services is covered.

This Paragraph **(2)** supersedes any provision in the Coverage Part to the contrary.

(3) "Property damage" for which **Care, Custody Or Control Liability Coverage** provides cover-

Includes copyrighted material of Insurance Services Office, Inc., with its permission.

age shall be deemed to be caused by an "occurrence" but shall not serve to limit or restrict the applicability of any exclusion for "property damage" under this Coverage Part.

c. Limits Of Insurance And Deductibles

For purposes of the coverage provided by **Voluntary Property Damage Coverage** and **Care, Custody Or Control Liability Coverage, Section III - Limits Of Insurance** is amended to include the following:

(1) The Limits of Insurance shown in the Declarations are replaced by the limits designated in Section **B. Limits Of Insurance, 16. Voluntary Property Damage Coverage And Care, Custody Or Control Liability Coverage,** in this endorsement. These limits are inclusive of, and not in addition to, the limits being replaced. The Limits of Insurance shown in the Schedule fix the most we will pay regardless of the number of:

(a) Insureds;

(b) Claims made or "suits" brought; or

(c) Persons or organizations making claims or bringing "suits".

(2) (a) Subject to **(3)** below, the **Voluntary Property Damage Coverage,** Each Occurrence Limit Of Insurance is the most we will pay for the sum of damages under **Voluntary Property Damage Coverage**;

(b) The **Care, Custody Or Control Liability Coverage,** Each Occurrence Limit Of Insurance is the most we will pay for the sum of damages under **Care, Custody Or Control Liability Coverage**;

because of all "property damage" arising out of any one "occurrence".

(3) The **Voluntary Property Damage Coverage,** Aggregate Limit Of Insurance is the most we will pay for the sum of all damages under **Voluntary Property Damage Coverage.** This limit applies separately to each "coverage term".

(4) Deductible Clause

(a) Our obligation to pay damages on your behalf applies only to the amount of damages for each "occurrence" which are in excess of the Deductible Amount stated for the applicable coverage in the Schedule. The limits of insurance will not be reduced by the application of such Deductible Amount.

(b) **Section IV - Commercial General Liability Conditions, 2. Duties In The Event Of Occurrence, Offense, Claim Or Suit,** applies to each claim or "suit" irrespective of the amount.

(c) We may pay any part or all of the Deductible Amount to effect settlement of any claim or "suit" and, upon notification of the action taken, you shall promptly reimburse us for such part of the Deductible Amount as has been paid by us.

17. Broadened Contractual Liability - Work Within 50' Of Railroad Property

Section V - Definitions, 12. "Insured contract" is amended as follows:

a. Paragraph **c.** is replaced by the following:

c. Any easement or license agreement;

b. Paragraph **f.(1)** is deleted in its entirety.

18. Alienated Premises

Exclusion 2.j. Damage to Property, Paragraph **(2)** under **Section I - Coverage A - Bodily Injury And Property Damage Liability** does not apply if the premises are "your work".

Includes copyrighted material of Insurance Services Office, Inc., with its permission.

WAIVER OF OUR RIGHT TO RECOVER FROM OTHERS ENDORSEMENT

We have the right to recover our payments from anyone liable for an injury covered by this policy. We will not enforce our right against the person or organization named in the Schedule. (This agreement applies only to the extent that you perform work under a written contract that requires you to obtain this agreement from us.)

This agreement shall not operate directly or indirectly to benefit anyone not named in the Schedule.

Schedule

WHERE REQUIRED BY WRITTEN AGREEMENT SIGNED PRIOR TO LOSS.

This endorsement changes the policy to which it is attached and is effective on the date issued unless otherwise stated.

(The information below is required only when this endorsement is issued subsequent to preparation of the policy.) Policy No. EWC0599350 Endorsement No. Insured P.T. Ferro Construction Co Inc

Insurance Company: Cincinnati Insurance Company Countersigned by Neil R. Hughes

© 1983 National Council on Compensation Insurance.

Section 3

GENERAL REQUIREMENTS AND COVENANTS:

ADDENDA

Written or graphic instruments used prior to the execution of the Agreement, which modify or interpret the Contract Documents, Drawings, and Specifications by additions, deletions, clarifications or corrections.

BASE COURSE

The layer or layers of specified or selected material of designed thickness placed on a sub-base or a subgrade to support the surface course.

BITUMINOUS PAVEMENT

A pavement structure which maintains intimate contact and distributes loads to the subgrade and depends upon aggregate interlock particle friction and cohesion for stability, and a pavement structure which includes a bituminous concrete surface course over a bituminous concrete base course or a Portland cement concrete base course.

BIDDER

Any individual, firm, partnership or corporation submitting a proposal for the Work contemplated, acting directly or through a duly authorized representative.

CONTRACT

The written agreement between the Owner and the Contractor setting forth the obligations of the parties thereunder, including, but not limited to, the performance of the Work (the furnishing of labor and materials, and the basis of payment).

The Contract includes such of the following document parts as may be utilized. These document parts so utilized will be as fully part of the Contract as if therein set out verbatim, or, if not attached, as if attached thereto. The controlling order of priority for these documents on the project is as follows (e.g., A is controlling over B-N, etc.):

A. Supplemental Agreements (Change Order)

B. Addenda

C. Special Conditions of Contract

D. General Conditions of Contract

E. Special Provisions to the Specifications

F. Detailed Specifications

G. Complete Project Plans or Drawings

H. General Specifications

I. Contract

J. Contractor's Contract Bond

K. Contractor's Proposal

L. Notice to Proceed

M. Notice of Award

N. Notice to Bidders

CONTRACTOR

The Bidder awarded the Contract for the Work.

CONTRACT BOND

The approved form of security furnished by the Contractor and his surety as a guaranty that he will execute the Work in accordance with the terms of the Contract.

CORPORATION

With respect to the execution and performance of the contract, a corporate body authorized or licensed to do business in the State of Illinois for projects in Illinois and in the State of Indiana for projects in Indiana.

CULVERT

A drainage structure extending across and beneath a traveled way and having a tubular or box-type cross-section open on both ends.

ENGINEER

Village Engineer and/or Assistant Public Works Director, including such assistants as are authorized to represent him, who represents the Owner during the construction phase activities of the Work.

FORCE MAIN

A pipe constructed or used to carry sewage under pressure.

ENGINEERING OBSERVER

The authorized representative of the Engineer assigned to observe the progress of the Work to determine only if the Work is proceeding in accordance with the technical plans and specifications.

LABORATORY

An established testing laboratory approved by the Engineer.

MANHOLE

A vertical enclosed structure providing access to a pipe line or other structure.

NOTICE TO BIDDERS

The official notice, included in the proposal form, inviting Bids for the proposed improvement, including a brief description of the Work.

OWNER

The Village initiating the project, acting through its legally constituted officials, officers or employees. The Department as referenced in the State Specifications.

PAVEMENT STRUCTURE

The combination of sub-base, base course and surface course placed on a sub-grade to support the traffic load and distribute it to the roadbed.

PLANS

All official drawings or reproductions of drawings pertaining to the Work provided for in the contract.

PROPOSAL GUARANTY

The security designated in the proposal to be furnished by the Bidder as a guaranty that said Bidder will enter into a Contract with the Owner for the acceptable performance of the Work and will furnish the required Contract Bond, if the Work is awarded to him.

RAILROAD

The Railroad or Railway Company whose property is involved in the Work.

RIGHT-OF-WAY AND EASEMENTS

The areas owned, or acquired by permanent easement; also, the areas acquired by temporary easement during the time the easement is in effect.

SEWER, COMBINED

Any sewer constructed or used for the purpose of carrying both storm water and waterborne wastes to a treatment facility.

SEWER, SANTIARY

Any sewer constructed or used for the purpose of carrying waterborne wastes to a treatment facility.

SEWER, SERVICE

A branch sanitary sewer line constructed from the main sanitary sewer line to a point described in the Special Provisions or Plans or to a point established by the Engineer.

SPECIAL PROVISIONS

Specific directions, provisions, requirements and revisions of the Specifications particular to the Work under consideration which are not satisfactorily provided for in the Specifications. The Special Provisions set forth the final contractual intent as to the matter involved. The Special Provisions

included in the Contract shall not operate to annul those portions of the Specifications with which they are not in conflict.

SPECIFICATIONS

The body of directions, provisions and requirements contained herein, or in any supplement to this document referred to in the Special Provisions, together with written agreements and all documents of any description made or to be made pertaining to the method or manner of performing the Work, the quantities or the quality of materials to be furnished under the contract.

STATE SPECIFICATIONS

Standard Specifications for Road and Bridge Construction, latest edition at the time of Bid.

SUBCONTRACTOR

The individual, firm, partnership or corporation to whom the Contractor, with the written consent of the Engineer, sublets, assigns, or otherwise disposes of any part of the Work covered by the contract.

SUB-BASE

The layer or layers of specified or selected material of designed thickness placed on a sub-grade to support a base course.

SUB-GRADE

The top surface of a roadbed upon which the pavement structure and shoulders are constructed.

SUPPLEMENTAL AGREEMENT

The written agreement executed by the Owner and the Contractor, with the assent of the Contractor's surety, covering modifications or alterations of the terms of the original Contract.

SUPPLIER

Any person or organization who supplies materials or equipment for the Work including that fabricated to a special design.

SURETY

The corporate body, individual or individuals which engage to be responsible for the Bidder's acts in the execution of the Contract in the event of its being awarded to him; or, which are bound with and for the Contractor to insure his acceptable performance of the Contract, his payment of all obligations pertaining to the Work, and his fulfillment of such other conditions as may be specified or otherwise required by law.

SURFACE COURSE

One or more layers of a pavement structure designed to accommodate the traffic load, the top layer of which resists skidding, traffic abrasion, and the disintegrating effects of climate. The top layer is sometimes called "wearing course".

WATER MAIN

A pipe constructed or used to carry potable water under pressure.

WATER SERVICE LINE

That line connected to the water main, which delivers potable water to the user's facilities.

THE WORK

The improvement advertised for Bids, described in the Proposal form, indicated on the Plans and covered in the Specifications, Special Provisions, Contract, authorized alterations, extensions and deductions, and supplementary agreements, or any part or parts thereof.

INTERPRETATION OF ESTIMATE OF QUANTITIES

An estimate of quantities of Work to be done and materials to be furnished under the Specifications is given in the Proposal. It is given as a basis for comparison of Proposals and the award of the Contract. The Engineer does not expressly or by implication agree that the actual quantities involved will correspond therewith; nor shall the Bidder plead misunderstanding or deception because of such estimate of quantities pertaining to the Work.

Payment will be based on the actual quantities of Work performed in accordance with Contract, at the Contract unit prices specified. No allowance will be made for any change in anticipated profits due to an increase or decrease in the original estimate of quantities. The Owner reserves the right to omit any item entirely, or to increase or decrease any or all items as provided in Section 4-3.

EXAMINATION OF PLANS, SPECIFICATIONS, SPECIAL PROVISIONS, AND SITE OF WORK

The Bidder shall, before submitting his Bid, carefully examine the Proposal, Plans, Specifications, Special Provisions, and form of Contract and Bond. He shall inspect in detail the site of the proposed Work and familiarize himself with all the local conditions affecting the Contract and the detailed requirements of construction. If his Bid is accepted, he will be responsible for all errors in his Proposal resulting from his failure or neglect to comply with these instructions. The Owner or Engineer will, in no case, be responsible for any change in anticipated profits resulting from such failure or neglect.

When the Plans or Special Provisions include information pertaining to sub-surface exploration, borings, test pits, and other preliminary investigations, such information is included only for the convenience of the Bidder. The Owner or Engineer assumes no responsibility whatever in respect to the sufficiency of the information, and there is no guaranty, either expressed or implied, that the conditions indicated are representative of those existing throughout the Work, or that unanticipated developments may not occur.

When the Plans or Special Provisions include information pertaining to the location of underground utility facilities, such information is only included for the convenience of the Bidder. The Owner or Engineer assumes no responsibility whatever in respect to the sufficiency or accuracy of the information, or lack of information, shown on the Plans relative to the location of underground utility facilities. It shall be the Contractor's responsibility to obtain from the respective utility companies detailed information relative to the location of their facilities and the Work Schedules of the utility companies for removing or adjusting them.

PREPARATION OF THE PROPOSAL

The Bidder shall submit his Proposal on the form furnished by the Village. The Proposal shall be executed properly, and Bids shall be made for all items indicated in the proposal form, except that when alternate Bids are asked, a Bid on more than one alternate for each item is not required, unless the Special Provisions are provide otherwise. The Bidder shall indicate, in figures, a unit price or lump sum for each of the separate items called for in the Proposal. He shall show the products of respective quantities and unit prices in the column provided for that purpose, and the gross sum shown in the place indicated in the Proposal shall be the place indicated in the Proposal shall be the summation of said products. All writing shall be with ink or typewriter, except the signature of the Bidder, which shall be written with ink.

If an individual makes the proposal, his name and post office address shall be shown. If made by a firm, joint venture, or partnership, the name and post office address of each member of the firm, joint venture, or partnership shall be shown. If made by a corporation, the Proposal shall show the names, titles, and business addresses of the president, secretary, and treasurer, certified to by the secretary.

CONTRACTOR'S UNDERSTANDING

It is understood and agreed that the Contractor has, by careful examination, satisfied himself as to the nature and location of the Work, the conformation of the ground, the character, quality and quantity of the materials to be encountered, the character of equipment and facilities and needed preliminary to and during the prosecution of the Work, the general and local conditions, and all other matters which can in any way affect the Work under this Contract. No verbal agreement or conversation with any officer, agent, or employee of the Owner and Engineer, either before or after the execution of this Contract, shall affect or modify any of the terms or obligations herein contained.

STATUS OF RIGHT-OF-WAY, EASEMENT AND CONSTRUCTION EASEMENT ACQUISITION

Each Bidder is instructed to fully acquaint himself with the status of the right-of-way, easement and construction easement acquisition at the time of submission of his Proposal and the possibility of the acquisition of the parcels remaining to be acquired, if any, in time so as not to interfere with the progress of his Work under this Contract. The Owner shall not be liable to any damage that may occur to him for any and all delay through delay of the Owner in securing the necessary right-of-way, easement and/or construction easement.

The Village agrees that it will make every effort to acquire any right-of-way, easement and construction easement with all speed and diligence possible.

CONSIDERATION OF PROPOSALS

The Proposals received will be compared based on the summation of the products of the Items of Work listed and the unit prices offered. In case of discrepancy between the gross sum shown in the Proposal prices, the unit prices shall govern, and any errors found in said products shall be corrected. In awarding Contracts, the Owner will, in addition to considering the amounts stated in the Proposals, take into consideration the responsibility of the various Bidders as determined from a study of the data required under the previous article and from other investigations, which the Owner may elect to make.

REQUIREMENT OF CONTRACT BOND

The successful Bidder, at the time of the execution of the Contract, shall deposit with the Village a surety bond for the full amount of the Contract. The form of bond shall be that furnished by the Village, and the surety shall be acceptable to the Village.

FAILURE TO EXECUTE CONTRACT

Failure on the part of the successful Bidder to execute a Contract and an acceptable Contract Bond and acceptable Insurance certifies as provided herein, within fifteen (15) days from the date of receipt of Contract documents from the Village will be considered as just cause for the annulment of the Award and the forfeiture of the Proposal Guaranty to the Owner, not as a penalty but in payment of liquidated damages sustained as a result of such failure.

INTENT OF THE PLANS AND SPECIFICATIONS

The intent of the Contract is to prescribe a complete outline of Work that the Contractor undertakes to do in full compliance with the Contract, Plans and Specifications. The Contractor shall furnish all required materials, equipment, tools, labor, and incidentals, unless otherwise specified in the Contract, and shall include the Cost of these items in the Unit Prices bid for the several units of work. Contractor shall be solely responsible for all safety procedures and safety violations. The quantities appearing in the Bid Schedule of Prices are estimates prepared for the establishment of pay item prices and the comparison of bids. Payment to the Contractor will be made for the actual measured quantities performed and accepted or material furnished and accepted according to the Contract, and the Schedule of Quantities may be increased, decreased, or omitted as herein provided.

Under no circumstances shall the Contractor exceed any established pay item quantity without notification to the Engineer and receipt of written authorization as provided herein.

The latest edition of the State Specifications and Standard Specifications for Water and Sewer Construction in Illinois shall be the basis and govern this contract unless otherwise provided by special provision or exception.

SPECIAL WORK

Should any Construction or requirement not covered by the Specifications be anticipated on any proposed Work, Special Provisions for the same should be prepared and included in the Proposal form, which Special Provisions shall be considered as a part of the Specifications the same as though contained fully herein.

CHANGES

The Village reserves the right to make, in writing, at any time during Work, changes in quantities, alterations in Work, and the performance of Extra Work to satisfactorily complete the Project. Such changes in Quantities, Alterations, and Extra Work shall not invalidate the Contract nor release the Surety, and the Contractor agrees to perform the Work as altered.

LUMP SUM CONTRACTS

On lump sum Contract, when specified in Special Provisions, or Contracts containing lump sum items, the lump sum contract price shall include the furnishing and installation of all Work described in the Specifications and/or shown on the Plans.

LOCAL ORDINANCES AND REGULATIONS

The Contractor shall keep himself fully informed of all existing laws, ordinances, and regulations of the municipality affecting the work and/or material of this Contract. If any inconsistency is discovered between the Plans, Specifications and those covered by Local Municipal Laws, Ordinances, or Regulations, it shall be reported to the Owner and Engineer.

PERIODIC AND FINAL CLEAN UP

From time to time or as may be ordered by the Village and immediately after completion of the Work, the Contractor shall at his own expense clean up and remove all refuse and unused materials of any kind resulting from the Work. Upon failure to do so within five (5) working days after receipt of written request from the Owner, the Work may be done by the Village and the cost thereof be charged to the Contractor and be deducted from his Contract price. Upon completion of the Work, the Contractor shall remove all his equipment and put the area of the Work in a neat and clean condition and do all other cleaning required to complete the Work in a workmanline manner, ready for use and satisfactory to the Village.

All Cleanup shall be performed as specified in the various sections of these Specifications or in the Special Provisions.

CONFORMITY WITH PLANS AND SPECIFICATIONS

It is the intent of the Specifications that all Work performed and all materials furnished shall be in conformity with the lines, grades, cross section, dimensions and material requirements shown on the Plans or indicated in the Specifications.

In the event the Engineer finds the materials or the finished product in which the Materials are used or the Work performed are not in conformity with the Engineering Plans and Technical Specifications including tolerances and have resulted in an inferior or unsatisfactory product, the Work or Material shall be removed and replaced or otherwise corrected by and at the expense of the Contractor.

COORDINATION OF COMPONENT PARTS OF THE CONTRACT

The Specifications, the accompanying Plans, the Proposal, the Special Provisions, and all other Contract Documents are intended to describe a complete Work and are essential parts of the Contract. A requirement occurring in any of them is binding. In case of discrepancy, figured dimensions shall govern over scaled dimensions, Plans shall govern over Specifications, Special Provisions shall govern over both Specifications and Plans, and quantities shown on the plans shall govern over those shown in the Proposal. Neither the Village, Engineer, nor the Contractor shall take advantage of any apparent error or omission in the Plans or Specifications, and the Village shall be permitted to make such minor changes or alterations as may be deemed necessary for the fulfillment of the intent of the Plans and Specifications. Any corrections or alterations so made shall be subject to the provisions of Section 4-3.

COOPERATION BY CONTRACTOR

The Contractor will be furnished necessary copies of the Plans and Special Provisions, and he shall have one copy of each available on the Work at all times during its prosecution. He shall give the work his constant attention to facilitate the progress thereof, and shall cooperate with the Village Engineer in every way possible. He shall have on the Work site at all times representative authorized to receive orders and act for him and shall not replace him without prior written notification to the Village.

UTILTIES

Not all of the gas, power, telephone or cable television lines, whether above or below ground, have been shown on the drawings. The location of existing underground utilities, such as water mains, sewers gas mains, etc., as shown on the drawings, have been determined from the best available information and are given for the convenience of the Contractor. The Contractor must assume responsibility for location and protection of all utilities, whether shown or not, and must realize that the actual locations of the utilities shown on the drawings may be different from the location indicated.

It is the responsibility of the Contractor to phone the Joint Utility Locating Information for Excavators (J.U.L.I.E.) at least 48 hours before excavation starts (except Saturday, Sunday and Holidays) phone toll free 1-800-892-0123. The Contractor shall also be responsible for having the "Dig Number" assigned as a result of the phone request available at the construction site and at his office.

It is understood and agreed that the Contractor has considered in his Proposal all of the permanent and temporary utility appurtenances shown or otherwise indicated on the Plans in their present positions and that no additional compensation will be allowed for any delays, inconvenience, or damage sustained by him due to any interference from the said utility appurtenances of the operation of moving them either by the utilities company or by the Contractor; or on account of any special construction methods required in prosecuting his work due to the existence of said appurtenances.

COOPERATION BETWEEN CONTRACTORS

If separate Contracts are let for Work comprising the entire Improvement, each Contractor shall conduct his Work so as not to interfere with or hinder the progress or completion of the Work being performed by other Contractors.

The Contractor shall as far as possible arrange his Work, and place and dispose of the materials being used so as not to interfere with the operations of the other Contractors within the limits of the same improvement. He shall join his work with that of the others in an acceptable manner and shall perform it in proper sequence to that of the others. In case of dispute, the latest approved Progress Schedule shall govern.

CONSTRUCTION OBSERVATION

All materials and each part or detail of the Work may be subject at all times to observation by the Village Engineer, or their authorized representatives, and the Contractor will be held strictly to the true intent of the Contract documents in regard to quality of materials, workmanship and the diligent execution of the Contract. Observations may be made at the site or at the source of material supply whether mill, plant or shop. The Engineer, or his representatives, shall be allowed access to all parts

of the Work and shall be furnished with such information and assistance by the Contractor as is required to make his observations and construction review. The duty of the Engineer to conduct observations and construction review of the Contractor's performance shall not include review of the adequacy of the Contractor's safety measures in, on or near the construction site.

The Contractor shall, upon written notice from the Owner, remove or uncover such portions of the finished Work as he may direct, before the final acceptance of the same. After examination, the Contractor shall restore said portion of the Work to the standard required by the Contract documents. If the Work thus exposed or examined proves acceptable, the expenses of uncovering or removing and the replacing of the parts removed shall be paid for as Extra Work, unless otherwise provided in the Contract documents, but if the Work so exposed or examined is unacceptable, the expense of uncovering or removing and the replacing of the same in accordance with the Contract documents shall be borne by the Contractor.

The Contractor shall supervise and direct the Work. He will be solely responsible for the means, methods, techniques, sequences and procedures of construction.

REMOVAL OF DEFECTIVE AND UNAUTHORIZED WORK

Work done without lines and grades being given, or beyond the lines shown on the Plans or as given, except as herein provided, or any extra work done without authority will be considered as unauthorized and at the expense of the Contractor, and will not be measured or paid for. Work so done may be directed by the Village to be removed or replaced at the Contractor's expense.

All work, which has been rejected, shall be remedied or removed and replaced so as to comply with the Plans and Specifications by the Contractor at his own expense. Upon failure on the part of the Village, after giving written notice to the Contractor, shall have the authority to cause defective work to be remedied, or removed and replaced, or to cause unauthorized work to be removed, and to deduct the cost thereof from the contract price due or become due to the Contractor.

FINAL ACCEPTANCE

The Village Engineer shall make final acceptance of all Work included in the Contract, as soon as practicable after notification by the Contractor that the Work is completed. If the Work is not acceptable to the Village Engineer, he shall inform the Contractor in writing as to the particular defects to be corrected before final acceptance can be made.

PUBLIC CONSTRUCTION BID ACT, 30 ILCS 557/1

It is agreed that the Public Construction Bid Act, 30 ILCS 557/1, shall not be applicable to this contract pursuant to the home rule powers of the community.

CONTROL OF MATERIAL:

QUALITY OF MATERIALS

It is the intent of the Specifications that first-class materials shall be used throughout the Work, and that they shall be incorporated as to produce completed construction, which is workman like and acceptable in every detail. The cost or collecting and furnishing of samples of all test material shall

be borne by the Contractor. The cost of all testing shall be borne by the Contractor. Only materials, which conform to the requirements of these Specifications, shall be incorporated in the Work.

DEFECTIVE MATERIALS

All materials not conforming to the requirements of the Specifications shall be considered as defective and shall be removed from the Work; if in place, they shall be removed by the Contractor at his expense and replaced with acceptable materials. No defective materials, the defects of which have been subsequently corrected, shall be used until approval has been given. Upon failure of the Contractor to comply forthwith with any written order of the Village pursuant to the provisions of this article, the Village shall have authority to remove and replace defective materials and to deduct the cost of removal and replacement from any monies due to become due the Contractor.

TESTING MATERIALS

All materials should be approved by the Engineer before incorporated into the Work. The Contractor shall give sufficient advance notice of placing orders to permit tests to be completed before the materials are incorporated in the Work and the Contractor shall afford such facilities as the Engineer may require for collecting and forwarding samples and making observations.

SAND, GRAVEL AND CRUSHED STONE

The Village Engineer shall approve the source of sand, gravel and crushed stone construction prior to use in the Project. The approval shall be based upon testing of samples furnished by the Contractor and testing for conformance with Specifications. Approval shall be contingent upon the Contractor using materials on the job, which conform to the samples satisfactorily tested.

CONCRETE

Samples of concrete used in construction shall be taken by the Contractor and made into test cylinders in conformance with ASTM C31. Any concrete, which tests indicate failed to conform to the Specifications, shall be removed and replaced at Contractor's expense. At the option of the Village, the concrete may be accepted and agreed upon adjustment in payment.

LEGAL REGULATIONS AND RESPONSIBILITY TO PUBLIC:

LAWS TO BE OBSERVED

The Contractor shall at all times observe and comply with all Federal laws, State laws, County laws, Local laws, Ordinances, and Regulations which in any manner affect the conduct of the Work, and all such orders or decrees as exist at the time Bids are advertised, of legislative bodies or tribunals having legal jurisdiction or authority over the Work and no plea of misunderstanding or ignorance thereof will be considered. The Village shall not be responsible for determining whether the Contractor is in compliance with these Laws, Ordinances and Regulations.

The Contractor shall indemnify and save harmless the Village, and all of their officers, agents, employees and servants against any claim or liability, including legal fees, arising from or based on the violation of such Law, Ordinance, Regulation, Order or Decree, whether by themselves or their employees.

INDEMNIFICATION

To the fullest extent permitted by law, the Contractor shall defend, indemnify and hold harmless the Village and their respective officers, agents and employees, from and against all claims, damages, losses, costs, expenses, judgements, and liabilities, including but not limited to attorney's fees, costs and expenses, arising out of or in connection with Contractor's performance of or failure to perform this Agreement, provided that any such claim, damage, loss, costs, expenses, judgements or liabilities are attributable to bodily incur, sickness, disease or death, or to injury or destruction of tangible personal property, including the loss of use resulting therefrom, that is caused in whole or in part by any act or omission of the Contractor, any Subcontractor, anyone directly or indirectly employed by them or anyone for whose acts any of them may be liable, regardless of whether or not it is caused in part by any part indemnified hereunder.

Contractor shall defend, indemnify and hold harmless the Village, and their respective officers, agents and employees from and against all claims, damages, losses, costs and expenses arising out of, relating to, or incurred in connection with the use by Contractor, its officers agents, Subcontractors and employees of any equipment, materials, tools, construction equipment, machinery, and/or motor vehicles owned or leased by the Village.

In the event such indemnity as described above is prohibited by law, then said indemnity shall only be to the extent caused by the negligent acts or omissions of the Contractor, Subcontractors, anyone directly or indirectly employed by any of them, or anyone for whose acts any of them may be liable, or to the extent allowed by applicable law.

The indemnification obligation under this paragraph shall not be limited in any way by any limitations on the amount or type of damages, compensation or benefits payable by or for the benefit of Contractor or any indemnities under any Worker's Compensation Act, Occupational Disease Act, Disability Benefits Act, or any other employee benefits act. The Contractor further agrees to waive any and all liability limitations based upon the Worker's Compensation Act court interpretations or otherwise.

Contractor agrees that a similar waiver of liability limitation will be incorporated in its agreements with Subcontractors or anyone directly or indirectly employed by them. Contractor agrees that in the event it fails to incorporate such a waiver of liability limitation in its agreements with said Subcontractors and others, then it will be responsible for any additional liability arising out of said failure. The defense and indemnification obligations set forth in this provision shall survive the termination or expiration of this agreement.

Contractor further agrees that all future Contractors in furtherance of this contract between Contractor and any of its Subcontractors will designate the Village as intended third party beneficiaries of that contract. Contractor hereby agrees to specifically label the Village as an "intended third party beneficiaries" in all contracts entered in furtherance of this contract.

SANITARY PROVISIONS

The Contractor shall comply with all rules and regulations of the Federal, State, County and local health departments, and shall take precautions to avoid creating unsanitary conditions. The Engineer shall not be responsible for determining whether the Contractor complies with these Rules and Regulations.

PUBLIC CONVENIENCE AND SAFETY

The Contractor shall notify the Owner at least five (5) days in advance of the starting of Work, which might in any way inconvenience or endanger traffic, so that arrangements may be made, if necessary, for closing the road and providing suitable detours. The Contractor shall at times conduct the Work as to insure the least obstruction to vehicular and pedestrian traffic. The convenience of the General Public and of residents along the roadway shall be provided for in an adequate and satisfactory manner.

If a temporary road is required for the convenience of the general public and/or residents along the roadway, temporary road requirements will not be paid for separately, but will be incidental to the Contract and no extra compensation will be allowed.

BARRICADES AND WARNING SIGNS

When any section of a road is closed to traffic, the Contractor shall provide, erect, and maintain barricades, red flags, signs and lights at each end of the closed section and at all intersecting roads in accordance with the Illinois Manual of Uniform Traffic Control Devices.

If during the progress of the Work, it is necessary to provide access to private property along the road; the Contractor shall provide, erect, and maintain within the closed portion of the road, such barricades, signs, flags and lights as may be necessary to protect the Work and to safeguard local traffic.

When traffic is to be permitted to use the road during construction, the Contractor shall protect the Work and provide for safe and convenient Public travel by providing, erecting, and maintaining such barricades, red flags, and lights as necessary.

The Contractor's responsibility for the Work shall apply, even though barricades, signs, red flags, and lights are installed as required above.

The Cost of furnishing and maintaining barricades, warning signs, red flags, and lights as required herein shall be incidental to the Contract and no extra compensation will be allowed. The Engineer shall not be responsible for determining whether the Contractor is in compliance with these Rules and Regulations.

DEBRIS ON TRAVELED SURFACE OR STRUCTURES

Where the Contractor's equipment operates on any portion of the traveled surface or structures used by traffic on or adjacent to the section under Construction, the Contractor shall clean the traveled surface of all dirt and debris at the end of each day's operation.

The Cost of this Work shall be included in the unit prices Bid and no additional compensation will be allowed. The Engineer shall not be responsible for determining whether the Contractor complies with these Rules and Regulations.

EQUIPMENT ON TRAVELED SURFACE AND STRUCTURES

The traveled surface and structures on or adjacent to the work shall be protected, from damage by lugs or cleats on treads or wheels of equipment.

All equipment used in the prosecution of the Work shall comply with the legal loading limits established by the statutes of the State of Illinois or Local regulations when moved over or operated on any traveled surface or structure unless permission in writing has been issued by the Village. Before using any equipment, which may exceed the legal loading, the Contractor shall secure a permit, allowing ample time for making an analysis of stresses to determine whether or not the proposed loading would be within safe limits. The Village will not be responsible for any delay in Construction operations for any Costs incurred by the Contractor as a result of compliance with the above requirements.

USE OF FIRE HYDRANTS

If the Contractor desires to use water from hydrants, he shall contact the Public Works Department, and shall conform to the municipal ordinances, rules or regulations concerning their use. Water from hydrants or other sources shall be at the Contractor's expense unless otherwise provided in the Special Provisions.

Fire hydrants shall be accessible at all times to the Fire Department. No material or other obstructions shall be placed closer to a fire hydrant than permitted by Municipal Ordinances, rules or regulations, or within ten feet (10') of a fire hydrant, in the absence of such Ordinances, rules or regulations.

PROTECTION AND RESTORATION OF PROPERTY

If corporate or private property interferes with the Work, the Contractor shall notify, in writing, the owners of such property, advising them of the nature of the disposition of such property. The Contractor shall furnish the Village with copies of such notifications and with copies of any agreements between him and the property owners concerning such protection or disposition.

The Contractor shall take all necessary precautions for the protection of corporate or private property, such as walls and foundations of buildings, vaults, underground structures of Public utilities, underground drainage facilities, overhead structures of public utilities, trees, shrubbery, crops and fences contiguous to the Work, of which the Contract does not provide for removal. The Contractor shall protect and carefully preserve all official survey monuments, property marks, section markers, and Geological Survey monuments, or other similar monuments, until the Village or an authorized surveyor or agent has witnessed or otherwise referenced their location or relocation. The Contractor shall take reasonable precautions to avoid disturbing any archeological and other historic remains encountered during construction. The Contractor shall notify the Owner of the presence of such survey or property monuments or archeological and other historic remains as soon as they are discovered.

The Contractor shall be responsible for the damage or destruction of property of any character resulting from error, neglect, misconduct or omission in his manner or method of execution or non-execution of the Work, or caused by defective Work or the use of unsatisfactory materials, and such responsibility shall not be released until the Work shall have been completed and accepted and the requirements of the Specifications complied with.

Whenever public or private property is so damaged or destroyed, the Contractor shall at his own expense, restore such property to a condition equal to that existing before such damage or injury was done by repairing, rebuilding, or replacing it as may be directed, or he shall otherwise make good

such damage or destruction in an acceptable manner. If he fails to do so, the Village may, after the expiration of a period of forty-eight (48) hours after giving him notice in writing, proceed to repair, rebuild, or otherwise restore such property as may be deemed necessary and the cost thereof shall be deducted from any compensation due, or which may become due the Contractor under his contract.

The Contractor shall remove all mailboxes within the limits of construction, which interfere with construction operations and shall erect them at temporary locations. As soon as construction operations permit, he shall set the mailboxes at their permanent locations. The Contractor shall replace at his own expense any mailbox or post which has been damaged by his operations.

The cost of all materials required and all labor necessary to comply with the above provisions will not be paid for separately, but shall be considered as Incidental to the Contract, unless otherwise specified in the Special Provisions.

PROTECTION AND RESTORATION OF TRAFFIC SIGNS

Any traffic sign within the limits of construction, which interferes with construction operations, may be removed by the Contractor when authorized by the traffic sign owner. Any traffic sign, which has been removed, shall be re-erected immediately by the Contractor at the temporary location designated by the traffic sign owner, and as soon as the construction operations permit, the sign shall be set at its permanent location. The Cost of all materials required and all Labor necessary to comply with this provision will not be paid for separately, but shall be considered as Incidental to the Contract.

The Contractor shall replace at his own expense any traffic sign or post which has been damaged due to his operations.

Any traffic sign designated as critical by the traffic sign owner shall not be disturbed and no additional compensation will be allowed the Contractor for any delays, inconvenience, or damage sustained by him due to any special construction methods required in prosecuting his work due to the existence of such traffic signs.

CONTRACTOR'S RESPONSIBILITY FOR WORK

The Work shall be under the control and care of the Contractor until final acceptance, use, or occupancy by the Owner. The Contractor shall assume all responsibility for injury or damage to the Work by action of the elements or from any other cause whatsoever, and shall rebuild, repair, restore, and make good, at his expense, all injuries or damages to the Work, except that when the Work is opened to usage by written order of the Owner, the Provisions of this Article shall not apply to damage caused by such use and not due to the Contractor's fault or negligence.

When materials are furnished to the Contractor by the Owner for inclusion in the Work, the Contractor's responsibility for handling and installation of all such materials shall be the same as for materials furnished by him.

In case of suspension of Work by the Contractor, the Contractor shall be responsible for the Work and shall take such precautions as may be necessary to prevent damage to the Work, provide for normal drainage and shall erect any necessary temporary structures, signs, or other facilities at his expense.

GUARANTEE PERIOD

The Contractor shall warrant all Work performed for a period of one (1) year from the date of final acceptance in writing by the Engineer. In case of acceptance of a part of the work for use or occupancy prior to final acceptance of the entire Work, the guarantee for the part so accepted shall be for a period of one (1)year from the date of such partial acceptance, in writing, by the Village Engineer.

In placing orders for equipment, the Contractor shall purchase same only under a written guarantee from the respective manufacturers that the equipment supplied will function satisfactorily as an integral part of the completed Work in accordance with the Plans and Specifications, and that the manufacturer will repair or otherwise make good any defects in workmanship or materials which may develop within a period of one (1) year from the date of final acceptance. Furthermore, the Contractor shall require that the manufacturer agree in writing at the time the order for equipment is placed that he will be responsible for the proper functioning of the equipment in cooperation with the Contractor, and that whenever necessary during the installation period or tuning up period following construction period, the manufacturer will supply without additional cost to the Village such superintendence and mechanical labor and any adjustments and additional parts and labor needed to make the equipment function satisfactorily, even if same was not shown on the approved shop drawings.

SAFETY

Contractor shall comply with State and Federal Safety regulations as outlined in latest revision of Federal Construction Safety Standards (Series 1926) and with applicable provisions and regulation of Occupation Safety and Health Administration (OSHA) Standards of the Williams-Steiger Occupational Health and Safety Act of 1970 (rev.). The Engineer shall not be responsible for determining the Contractor's compliance with these regulations.

The Contractor is solely responsible for the safety procedures, programs and methods of its employees, Subcontractors of every tier, and agents. Contractor shall hold the Owner and the Engineer harmless for any and all damages resulting from violations thereof.

USE OF PRIVATE LAND

The Contractor shall not use any vacant lot or private land as a plant site, depository for materials, or as a spoil site without the written authorization of the owner of the land (or his agent), a copy of which authorization shall be filed with the Village.

WORK IN BAD WEATHER

No construction Work shall be done during stormy, freezing or inclement weather, except such as can be done satisfactorily, and to secure first-class construction throughout, and them only subject to permission of the Village.

SUNDAY WORK

No Work shall be performed under these specifications at night or on Sunday and legal holidays without the approval of the Owner.

WATCHMEN

Watchmen are to be provided by the Contractor at the site of the project to prevent loss, damage to property, or accidents.

PRE-CONSTRUCTION MEETING

Unless the Village Engineer waives the need for a pre-construction meeting, the Contractor shall make himself and his representatives available to meet with the Village prior to the start of construction to discuss scheduling, handling of materials, payments, etc.

PROSECUTION OF THE WORK

The Contractor shall begin the Work to be performed under the Contract no later than ten (10) days after the execution and acceptance of the Contract, unless otherwise provided, but not prior to the execution of the Contract.

LIMITATIONS OF OPERATIONS

The Contractor shall conduct his Work so as to create a minimum amount of inconvenience to vehicular and pedestrian traffic. At any time when, in the judgement of the Owner, the Contractor has obstructed or closed the road or is carrying on operations on a greater portion of a street than is necessary for the proper prosecution of the Work, the Owner may require the Contractor to finish the section on which Work in progress before the Work is started on any additional section.

SUSPENSION OF WORK

The Village shall have authority to suspend the Work wholly or in part, for such period of time as he may deem necessary, due to conditions unfavorable for the satisfactory prosecution of the Work, or to conditions which in his opinion warrant such action; or for such time as in necessary by reason of failure on the part of the Contractor to carry out orders given, or to perform any or all provisions of the Contract. If it becomes necessary to stop Work for an indefinite period of time, the Contractor shall store all material in such manner that they will not obstruct or impede the traveling public unnecessarily or become damaged in any way, take every precaution to prevent damage or deterioration of the Work performed, provided suitable drainage of the roadway, and erect temporary structures when necessary. The Contractor shall not suspend Work without written authority from the Village.

DETERMINATION AND EXTENSION OF CONTRACT TIME FOR COMPLETION

When the time for completion of the Work contemplated is specified in the Contract, it is understood that the completion of the Work within the time specified is an essential part of the Contract. If the Contractor finds it impossible to complete the Work within the time specified in the Contract, he may at any time prior to the last thirty (30) days of the Contract time specified, make written request to the Village for an extension of Contract time. He shall set forth in full in his request the reasons, which he believes justify the granting of his request. If the Village finds that the Work is delayed because of conditions beyond the control of the Contractor, or that the quantities of Work done, or to be done, are in excess, he shall promptly grant an extension of time for completion, which appears reasonable and proper. The extended time for completion shall then be considered as in effect the same as if it were the original Contract time for completion.

RESTORATION OF SURFACES:

GENERAL

Restoration of surfaces shall include the removal of the existing surface, the disposal of surplus material, and the construction of new surfaces as indicated on the plans of Special Provisions. The type of surface restoration required shall be shown on the Plans or described in the Special Provisions.

CONSTRUCTION DETAILS:

TEMPORARY SURFACE OVER TRENCH

Wherever conduits are constructed under traveled roadways, driveways, sidewalks, or other traveled surfaces, a temporary surface shall be placed over the top of the trench as soon as possible after compaction, as specified above, has been satisfactorily completed. The temporary surface shall consist of a minimum of six inches (6") of coarse aggregate conforming to the current specifications of the State Specifications for Grade No. CA-9 or CA-10. The top of the temporary surface shall be smooth and meet the grade of the adjacent undisturbed surface. The temporary surface shall be maintained at the Contractor's expense until final restoration of the street surface is completed, unless specific items for temporary aggregate is specified. No permanent restoration of street surface shall be initiated until authorized by the Engineer.

REMOVAL OF PAVEMENT, SIDEWALK, DRIVEWAY AND CURB

Wherever the pipe is located along or across an improved surface, the width of the trench shall be held as nearly as possible to the minimum width required. Where brick or concrete pavement, sidewalk, driveway or curbing is cut, the width of the cut shall exceed the actual width of the top of the trench by a minimum of twelve (12") inches on each side or a total of two (2') feet if a joint is within that range. Where the joints don't fall within that range, the removal and replacement shall extend to the next existing joint. Exposed surfaces of Portland cement or asphaltic concrete shall be cut with a pavement saw before breaking. Care shall be taken that a straight joint is made. Open cutting of HMA surfaces shall require the surface course to be removed and replaced a minimum of five (5') on both sides of the trench.

REPLACEMENT OF PERMANENT TYPE PAVEMENT, SIDEWALKS, DRIVEWAYS, CURBS, GUTTERS AND STRUCTURES

The Contractor shall restore (unless otherwise specified or ordered by the Village) all permanent type pavements, sidewalks, driveways, curbs, gutters, shrubbery, fences, poles and other property and surface structures removed or disturbed during or as a result of construction operations to a condition which is equal in appearance and quality to the condition that existed before the Work began. The surface of all Improvements shall be constructed of the same material and match in appearance the surface of the Improvement that was removed. Where trench backfill is used, the restoration shall be made as soon as possible after jetting of the backfill has been completed.

DISPOSAL OF SURPLUS EXCAVATED MATERIAL

Surplus excavated material not needed for backfill shall be promptly removed from the site to locations provided by the Contractor. The cost of removal and disposal of surplus excavated materials will be included in the respective unit prices and no additional payment will be allowed therefor.

CLEANING UP

The Contractor shall remove all surplus materials and all tools and temporary structures from the site. All dirt, rubbish and excess earth from the excavation shall be hauled to a dump provided by the Contractor and the construction site left clean and acceptable to the Village at the earliest possible date.

DIVISION II

Technical Specifications

EXCAVATION AND CLEANUP

SECTION 1.	***EXCAVATION AND BACKFILL FOR UNDERGROUND CONDUITS***	***1***
1-1	***DESCRIPTION***	***1***
1-2	***CONSTRUCTION DETAILS***	***1***
SECTION 2.	***RESTORATION OF SURFACES***	***13***
2-1	***GENERAL***	***13***
2-2	***CONSTRUCTION DETAILS***	***13***
SECTION 3.	***FINISHING AND CLEAN UP FOR UNDERGROUND CONDUITS***	***16***
3-1	***CLEAN UP***	***16***

SECTION 1. EXCAVATION AND BACKFILL FOR UNDERGROUND CONDUITS

1-1 DESCRIPTION

For the purpose of this section, underground conduits shall be considered sewer pipe, water main or any other pipe conduit indicated on the Plans. Wherever the term "pipe" or "pipe line" is used, it shall mean underground conduit.

Excavation and backfill shall include all excavation, backfilling, compacting, disposal of surplus material, restoration of all disturbed surface, and all other work incidental to the construction of trenches, including any additional excavation which may be required for manholes or other structures forming a part of the pipe line.

1-2 CONSTRUCTION DETAILS

1-2.01 SURFACE REMOVAL AND TOPSOIL PRESERVATION

Along the proposed pipe lines as indicated on the Plans, the Contractor shall remove the surface materials only to such widths as will permit a trench to be excavated which will afford sufficient room for proper efficiency and proper construction. Where sidewalks, driveways, pavements and curb and gutter are encountered, care shall be taken to protect such against fracture or disturbance beyond reasonable working limits. In areas specified on the Plans, topsoil suitable for final grading and landscaping shall be piled separately in locations approved by the Owner and preserved so that it may be restored after the remainder of the backfill is replaced.

1-2.02 WIDTH OF EXCAVATION

A. The bottom width of the trench at and below the top of the pipe and inside the sheeting and bracing, if used, shall be in accordance with Section 550.04 of the Standard Specifications, unless otherwise noted.

Note: The strength or class of pipe shall be as indicated on the Plans.

B. Trench sheeting and bracing or a trench shield shall be used as required by the rules and regulations of O.S.H.A. The Engineer shall not be responsible for determining whether the contractor is in compliance with this provision. The bottom of the trench excavation shall conform to the details shown on the Plan.

C. If these trench widths are exceeded without the written permission of the Engineer, the pipe shall be installed with a concrete cradle or with concrete encasement or a stronger pipe than originally specified shall be used as approved by the Engineer.

1-2.03 EXCAVATION BELOW GRADE

In cases where the excavation is carried beyond or below the lines and grades given by the Engineer, the Contractor shall, at his own expense, refill all such excavated space with suitable granular material.

1-2.04 ROCK EXCAVATION

A. GENERAL

Wherever "rock" is used as the name of an excavated material, it shall mean boulders or pieces of rock, concrete, or masonry measuring one-half (1/2) cubic yard or more, hard shale or solid ledge rock and masonry which requires for its removal the continuous use of pneumatic tools or drilling and blasting.

Before payment is allowed for "Rock Excavation", the Contractor shall be required to demonstrate the material cannot be removed "by hand pick" or by power operated excavator or shovel. No payment will be made for Rock Excavation unless air tools or explosives were used by the Contractor. No payment will be made for "Rock Excavation" unless the Engineer approves such payment in writing in advance upon being satisfied that the material meets the above criteria.

B. MEASUREMENT FOR PAYMENT

Where "Rock Excavation" is to be measured for payment, quantities will be determined by the Engineer. Rock required to be removed shall be computed by the cubic yard. Width for pay purposes shall be the measured width of rock removed, but shall not exceed the width specified in Section 550.04 of the Standard Specifications, plus any sheeting and bracing if required. Depth for pay purposes shall be the difference in elevation between the top and bottom of the rock as determined by the Engineer. Where rock is encountered in the bottom of the trench, the maximum depth for payment purposes will be six inches (6") below the bottom of the pipe. Where the proposal does not contain a pay item for "Rock Excavation", the additional cost of rock removal as defined by the specifications shall be paid on extra work basis. (Division I, Section 9-4).

C. PAYMENT

Payment shall be made at the Contract unit price per cubic yard of "Rock Excavation". These prices shall be full compensation for furnishing all materials; for all preparation, excavation and disposal of rock; and for all labor, equipment, tools and incidentals necessary to complete the item.

1-2.05 SUBSURFACE EXPLORATION

All information available to the Owner, if any, on subsurface exploration will be made available for examination by prospective Bidders. However, it is understood and agreed that the Owner shall in no way be held responsible for interpretation of this information, its accuracy or its thoroughness. Prospective Bidders shall make such subsurface explorations as they believe necessary to verify and supplement information received from the Owner.

1-2.06 EXPLORATORY EXCAVATION

A. GENERAL

Whenever, in the opinion of the Engineer, it is necessary to explore an excavate in advance of the Work to determine the best line and grade for the construction of the proposed pipe line, the Contractor shall make explorations and excavations for such purposes.

B. PAYMENT

The cost of such excavation will be paid at the contract unit price per foot for "Exploration Trench", or if no Bid Item is included, on an extra work basis.

1-2.07 BRACED AND SHEETED TRENCHES

A. GENERAL

Open-cut trenches shall be sheeted and braced or otherwise protected as required by any governing Federal or State laws and municipal ordinances, and as may be necessary to protect life, property, or the Work. In any event, the minimum protection shall conform to the recommendations in the Occupational Safety and Health Act Standards for Construction (OSHA). A sand box or trench shield may be used in lieu of sheeting as permitted by OSHA. When close-sheeting is used, it shall be so driven as to prevent adjacent soil from entering the trench either below or through such sheeting. Tight sheeting shall be used in that portion of the excavation in or along state and county highways below the intersection of a 1 to 1 slope line from the nearest face of the excavation to the edge of the pavement.

Where sheeting and bracing are used, the trench width shall be increased accordingly. The sheeting will be driven to the full depth of work, or to a depth where the soil has the stability necessary to meet the OSHA standards, whichever is lower. The shallower depth of required sheeting may be established by soil boring and analysis, to be performed at the Contractor's sole cost. The owner shall have the right of consent in the selection of the soils engineer for the sampling and analysis. This provision shall not relieve the contractor, in any degree, from his responsibilities under the contract.

Sheeting and bracing, which are required to be left in place shall be cut off at the specified elevation. Trench bracing, except that specified to be left in place, may be removed when the backfilling reaches the said bracing's level. All sheeting except that required to be left in place may be removed as the excavation is refilled, in such a manner as to avoid bank cave-in(s) or disturbance to the adjacent area(s) or structure(s). The voids left by the withdrawal of the sheeting shall be carefully filled by jetting, vibrating, ramming or other satisfactory means.

B. PAYMENT

Payment for sheeting and bracing, and all other Work incidental to sheeting and bracing, shall not be made separately but shall be included in the Contract price for the pipe size, except when ordered left in place.

Payment for timber sheeting left in place when shown on the plans or directed by the Engineer shall be made at the Contract unit price per 1,000 board feet of "Timber Sheeting Left in Place."

Payment for steel sheet piling when specified shall be made at the Contract unit price per square foot for "Steel Sheet Piling."

Payment for steel sheet piling left in place when shown on the plans or directed by the Engineer shall be made at the Contract unit price per square foot for "Steel Sheet Piling Left in Place."

1-2.08 TRENCHES WITH SLOPING SIDES, LIMITED

The Contractor may, at his option, where working conditions and right-of-way permit, excavate pipe line trenches with sloping sides, but with the following limitations:

A. In general, only braced and vertical trenches will be permitted in traveled streets, alleys or narrow easements.

B. Where trenches with sloping sides are permitted, the slopes shall not extend below the top of the pipe, and trench excavations below this point shall be made with vertical sides with widths not exceeding those specified hereinbefore for the various sizes of pipe.

1-2.09 SHORT TUNNELS

In some instances, trees, fire hydrants, sidewalks and other obstructions may be encountered, the proximity of which may be a hindrance to open-cut excavation. In such cases, the Contractor shall excavate by means of short tunnels in order to protect such obstructions against damage. Where such obstructions are shown on the Plans, short tunnel work shall be considered incidental to the construction of the pipe line and shall not be grounds for extra payment or payment for tunnel work. Where such obstructions are not shown on the Plans, payment will be at the Contract unit price or as extra work in accordance with Division I, Section 9-4.

1-2.10 PILING EXCAVATION MATERIAL

All excavated material shall be stockpiled to avoid obstructing streets, sidewalks and driveways. Excavated material suitable for backfilling shall be stockpiled separately on the site. No material shall be placed closer than 2'0" to the edge of an excavation. Fire hydrants under pressure, valve pit covers, valve boxes, curb top boxes, or other utility controls shall be left unobstructed and accessible until the Work is completed. Gutters shall be kept clear or other satisfactory provisions made for street drainage. Natural watercourses shall not be obstructed or polluted. Surplus material and excavated material unsuitable for backfilling shall be transported and disposed of off the site in disposal areas obtained by the Contractor.

1-2.11 REMOVAL OF WATER

The Contractor shall at all times during construction provide and maintain ample means and devices with which to promptly remove and properly dispose of all water entering the excavations or other parts of the Work until all Work to be performed therein has been completed. No sanitary sewer shall be used for disposal of trench water, unless specifically approved by the Engineer and then only if the trench water does not ultimately arrive at existing pumping or sewage treatment facilities. No water containing settle able solids shall be discharged into storm sewers.

1-2.12 BLASTING

Blasting for excavation will be permitted only after securing the approval of the Owner and only when proper precautions are taken for the protections of persons and property. The hours of blasting will be reviewed by the Owner. Any damage caused by blasting shall be repaired by the Contractor at his expense. The Contractor's methods of procedure in blasting shall conform to Federal and State laws and municipal ordinances and O.S.H.A. rules and regulations. The Engineer shall not be responsible for determining whether the contractor is in compliance with these rules and regulations.

1-2.13 SAFETY

A. BARRICADES, GUARDS AND SAFETY PROVISIONS

To protect persons from injury and to avoid property damage, adequate barricades, construction signs, lights and guards as required shall be placed and maintained by the Contractor at his expense during the progress of the construction Work and until it is safe for traffic to use the roads and streets. All material piles, equipment and pipe which may serve as obstructions to traffic shall be enclosed by fences or barricades and shall be protected by proper lights when the visibility is poor. The rules and regulations of O.S.H.A. and appropriate authorities respecting safety provisions shall be observed. The Engineer shall not be responsible for determining whether the contractor is in compliance with these rules and regulations.

B. STRUCTURE PROTECTION

Temporary support, adequate protection and maintenance of all underground and surface structures, drains, sewers and other obstructions encountered in the progress of the Work shall be furnished to the Contractor at his expense. Any structures which may have been disturbed shall be restored upon completion of the Work.

C. PROTECTION OF PROPERTY AND SURFACE STRUCTURES

Trees, shrubbery, fences, poles and all other property and surface structures shall be protected during construction operations unless their removal for purposes of construction is authorized by the Engineer. Any fences, poles, or other man-made surface improvements which are moved or disturbed by the Contractor shall be restored to the original conditions, after construction is completed, at the Contractor's expense. Any trees, shrubbery or other vegetation which are approved for removal or ordered for removal by the Engineer in order to facilitate construction operations shall be removed completely, including stumps and roots, by the Contractor. Responsibility for any damage or claims for damage caused by construction operations to shrubbery or other landscape improvements which were not authorized for removal by the Engineer shall be assumed by the Contractor.

1-2.14 DEVIATIONS OCCASIONED BY STRUCTURES OR UTILITIES

Wherever obstructions are encountered during the progress of the Work and interfere to such an extent that an alteration in the plan is required, the Engineer shall have the authority to change the Plans and order a deviation from the line and grade or arrange with the owners of the structures for the removal, relocation or reconstruction of the obstructions. Where gas, water, telephone, electrical, hot water, steam, or other existing utilities are an impediment to the vertical or horizontal alignment of the proposed pipe line, the Engineer shall order a change in grade or alignment or shall direct the Contractor to arrange with the owners of the utilities for their removal.

1-2.15 INTERRUPTION TO UTILITIES

The Contractor shall proceed with caution in the excavation and preparation of the trench so that the exact location of underground structures may be determined. Prior to proceeding with trench excavation, the Contractor shall contact all utility companies in the area to aid in locating their underground services.

The Contractor shall take all reasonable precautions against damage to existing utilities. However, in the event of a break in an existing water main, gas main, sewer or underground cable, he shall immediately notify the responsible official of the organization operating the utility interrupted. The Contractor shall lend all possible assistance in restoring services and shall assume all cost, charges, or claims connected with the interruption and repair of such services if the location of said utility was marked by the owner thereof prior to excavation.

1-2.16 MAINTENANCE OF TRAFFIC AND CLOSING OF STREETS

The Contractor shall carry on the Work in a manner which will cause a minimum of interruption to traffic, and may close to through travel not more than two consecutive blocks, including the cross street intersected. Where traffic must cross open trenches, the Contractor shall provide suitable bridges at street intersections and driveways. The Contractor shall post suitable signs indicating that a street is closed and necessary detour signs for the proper maintenance of traffic. Prior to closing of any streets, the Contractor shall notify responsible municipal authorities at least five (5) days in advance of the starting of the Work, unless otherwise approved by the municipality.

1-2.17 CONSTRUCTION IN EASEMENTS

In easements across private property, the Contractor shall confine all operations in the easement area and shall be responsible and liable for all damage outside of the easement area. Trees, fences, shrubbery or other type of surface improvements located in the easements will require protection during construction. The provisions of Section 1-2.14C above shall apply to all easement areas as well as to public right-of-way. Precautions shall be taken by adequate sheeting or other approved method to prevent any cave-in or subsidence beyond the easement limits or damage to improvements within the easement. In general, the easement area is intended to provide reasonable access and working area for efficient operation by the Contractor. Where easement space for efficient operation is not provided, the Contractor shall be responsible for organizing his operations to perform within the restrictions shown on the Plans. The Owner shall make available to the Contractor a copy of the construction easements.

1-2.18 UNDERGROUND CONDUIT CONSTRUCTED IN TUNNEL

A. GENERAL

Where shown on the plans or where specifically authorized by the Engineer, pipe lines shall be constructed in tunnel. This work will be made in accordance with requirements of any permits obtained by the Owner from railroads or state or county highway departments for tunnel work or in accordance with the following paragraph.

B. MATERIALS

Pipe materials shall be as shown on the Plans or as described in the Special Provisions.

C. EXCAVATION AND LAYING

Requirements for excavation and laying and for joints shall be those applicable for the type of pipe line involved, unless otherwise specified.

Before starting excavations for tunnel shafts or jacking or augering pits, the Contractor shall submit drawings of proposed sheeting and bracing arrangements which have been prepared, signed and sealed by a structural Engineer registered in the State of Illinois for Work in Illinois and by a structural Engineer registered in the State of Indiana for Work in Indiana.

An adequate ventilation system shall be provided to properly ventilate all parts of the tunnel.

D. METHODS OF CONSTRUCTION

1. The tunnel shall be only of sufficient width and height to provide free working space. The sides and roof of the tunnel shall be braced sufficiently to support the external loads and to prevent caving, bulging, and settlement of the earth.

2. The Contractor shall backfill all tunnels with well compacted sand, fine gravel or stone screenings as rapidly as the conditions permit.

3. The backfill material shall be deposited in the tunnel in such a manner as not to injure or disturb the pipe. The filling of the tunnel shall be carried on simultaneously on both sides of the pipe in such a manner that injurious side pressures do not occur. Special care shall be taken to compact the backfill under the haunches of the pipe. The remainder of the tunnel, or such portion of the remainder as may be possible, shall then be backfilled by one of the following methods, at the option of the Contractor.

    a. The material shall be deposited in uniform layers not to exceed twelve inches (12") thick (loose measure) and such layer either inundated or deposited in water.

b. The tunnel shall be backfilled with loose material or only partly backfilled at a time, if necessary, and settlement secured in either case by introducing water through holes jetted into the material to a point approximately two feet (2') above the top of the pipe.

4. If neither of the above methods is practicable or can be used for only a portion of the backfill, the remainder of the tunnel shall be completely backfilled with material carefully deposited in uniform layers and each layer compacted by ramming or tamping with appropriate tools.

5. When sheeting and bracing have been used, sufficient bracing shall be left across the trench as the backfilling progresses to hold the sides and top firmly in place without caving or settlement before the backfilling has been placed. This bracing may be removed as soon as practicable.

6. Any depressions which may develop within the area involved in the construction operations due to settlement of the backfilling material shall be filled.

E. USE OF CASING PIPE

The Contractor may use metal casing pipe as a tunnel liner in place of timber shoring for tunnel sections. The design data for such pipe, including, but not necessarily limited to, the diameter, gauge, type of pipe, method of placing and installation will be submitted for the owner's review. The void space between tunnel liners or casing pipe and the carrier pipe shall be filled with compacted sand or other approved material.

F. JACKING OR BORING OF PIPE

The Contractor may, subject to the approval of the Owner, use special cast iron or specially designed reinforced concrete jacking pipe jacked and/or bored into position with or without tunnel liners, for tunneled sections pipe.

G. MEASUREMENT AND PAYMENT

Underground conduit constructed in tunnel will be paid for at the unit prices Bid for "Underground Conduit Constructed in Tunnel" for the various type and sizes for the actual length of tunnel Work. Payment shall include all labor, materials and equipment necessary to construct the conduit and tunnel, complete in place, including excavation and backfill, shoring and bracing, furnishing and laying casing pipe where required and carrier pipe, and all other Work necessary for a complete installation.

1-2-19 SANITARY SEWERS

A. GENERAL

The methods of excavating and backfilling sanitary sewer pipe shall be in compliance with the latest edition of the Illinois Department of Transportation, "Standard Specifications for Road and Bridge Construction", and the Metropolitan Water Reclamation District of Greater Chicago, "Manual of Procedure", latest revision. Where there is a conflict of these specifications, the MWRDGC, "Manual of Procedure" shall be used.

B. MATERIAL

Pipe material shall be as shown on the Plans or as described in the Special Provisions. No substitution of material shall be made without written approval from the Owner.

C. EXCAVATION AND BEDDING

The trench shall be excavated to an elevation to allow for the following bedding.

Bedding, other than concrete embedment, shall consist of gravel, crushed gravel, crushed stone or crushed slag, 1/4" to 1" in size. As a minimum, the material shall conform to the requirements of Article 1004.01 of the State Specifications or ASTM Designation C-33. The gradation shall conform to Section 1004, gradation CA 11 or CA 13 or to ASTM Gradation No. 67. The pipe shall be laid so that it will be uniformly supported and the entire length of the pipe barrel will have full bearing. No blocking of any kind shall be used to adjust the pipe to grade except when used with embedment concrete. Bedding shall be required for all sewer construction, except ductile iron pipe, and shall be of a thickness equal to 1/4 of the outside diameter of the sewer pipe with a maximum thickness of eight inches (8") but shall not be less than four inches (4").

Where unsuitable material is encountered at the grade established, all such unsuitable soil shall be removed under the pipe and for the width of the trench, and shall be replaced with well compacted bedding material, to the satisfaction of the Engineer.

Where rock is encountered, it shall be removed below grade and replaced with a cushion of well compacted bedding material having a thickness under the pipe of not less than eight inches (8").

The cost of furnishing, placing and compacting bedding material will be considered as incidental work and no additional compensation will be allowed.

D. BACKFILLING

The backfilling of the sanitary sewer pipe trench shall be the same as for storm sewer pipe described in Section 550.07 of the Standard Specifications.

E. METHOD OF MEASUREMENT

The method of measurement shall be the same as for storm sewer pipe described in Section 550.09 of the Standard Specifications except measurements will be made to the center of manholes.

F. BASIS OF PAYMENT

This work will be paid for at the Contract unit price per foot for "Sanitary Sewer" of the type and diameter specified and measured as specified.

"Trench Backfill", when specified, will be measured and paid for at the Contract unit price per foot unless otherwise stated in the Special Provisions or contract documents.

1-2.20 WATER MAINS

A. GENERAL

The method of excavating and backfilling water mains shall be in compliance with the latest edition of the Illinois Department of Transportation, "Standard Specifications for Road and Bridge Construction," and those below.

B. MATERIAL

Pipe material shall be as shown on the Plans or as described in the Special Provisions. No substitution of material shall be made without written approval of the Owner.

C. EXCAVATION AND BEDDING

The trench shall be excavated to an elevation to allow the minimum cover over the pipe as called for on the plans. Provision must be made by the Contractor to allow for any future cuts to be made to the ground over the pipe to assure that the minimum cover is maintained.

Bedding as described in Section 1-2.21C for sanitary sewers shall be required for all water mains, except ductile iron pipe that requires no bedding. The method of bedding for unsuitable material and where rock is encountered shall also comply with the conditions of that Section.

The cost of furnishing, placing and compacting bedding material will be considered as incidental work and no additional compensation will be allowed.

D. BACKFILLING

The backfilling of the water main pipe shall be the same as for storm sewer pipe as described in Section 550.07 of the Standard Specifications except that the moist fine aggregate backfill to the elevation of the center of the pipe will not be required for ductile iron pipe. For PVC or any other type of pipe, the moist fine aggregate shall be

brought to a level 12" above the top of the pipe and it shall be compacted as described in that Section.

E. METHOD OF MEASUREMENT

"Water main" pipe of the different types and diameters will be measured by the lineal foot in place.

Unless they are listed as separate Bid items, the water main item shall include all fittings required and all other material, except trench backfill within the specified trench.

F. BASIS OF PAYMENT

This work will be paid for at the Contract unit price per lineal foot for "Water main" of the type and diameter specified and measured as specified.

"Trench Backfill", when specified, will be measured and paid for at the Contract unit price per foot, unless otherwise specified in the special provisions or contract documents.

SECTION 2. RESTORATION OF SURFACES

2-1 GENERAL

Restoration of surfaces shall include the removal of the existing surface, the disposal of surplus material, and the construction of new surfaces as indicated on the plans or Special Provisions. The type of surface restoration required shall be shown on the Plans or described in the Special Provisions.

2-2 CONSTRUCTION DETAILS

2-2.01 TEMPORARY SURFACE OVER TRENCH

Wherever conduits are constructed under traveled roadways, driveways, sidewalks, or other traveled surfaces, a temporary surface shall be placed over the top of the trench as soon as possible after compaction, as specified above, has been satisfactorily completed. The temporary surface shall consist of a minimum of six inches (6") of coarse aggregate conforming to the current specifications of the State Specifications for Grade No. CA-9 or CA-10. The top of the temporary surface shall be smooth and meet the grade of the adjacent undisturbed surface. The temporary surface shall be maintained at the Contractor's expense until final restoration of the street surface is completed, unless specific items for temporary aggregate is specified. No permanent restoration of street surface shall be initiated until authorized by the Engineer.

2-2.02 REMOVAL OF PAVEMENT, SIDEWALK, DRIVEWAY AND CURB

Wherever the pipe is located along or across an improved surface, the width of the trench shall be held as nearly as possible to the maximum width specified in Section 1-2.02. Where brick or concrete pavement, sidewalk, driveway or curbing is cut, the width of the cut shall exceed the actual width of the top of the trench by twelve inches (12") on each side or a total of two feet (2'). Exposed surfaces of portland cement or asphaltic concrete shall be cut with a pavement saw before breaking. Care shall be taken in cutting to insure that a straight joint is sawed.

2-2.03 REPLACEMENT OF PERMANENT TYPE PAVEMENT, SIDEWALKS, DRIVEWAYS, CURBS, GUTTERS AND STRUCTURES.

The Contractor shall restore (unless otherwise specified or ordered by the Engineer) all permanent type pavements, sidewalks, driveways, curbs, gutters, shrubbery, fences, poles and other property and surface structures removed or disturbed during or as a result of construction operations to a condition which is equal in appearance and quality to the condition that existed before the Work began. The surface of all improvements shall be constructed of the same material and match in appearance the surface of the improvement which was removed. Where trench backfill is used, the restoration shall be made as soon as possible after jetting of the backfill has been completed.

2-2.04 REPLACING EXISTING TEMPORARY STREET AND ALLEY SURFACES

A. GENERAL

For the purpose of this specification, all existing street and alley surfaces shall be considered temporary except:

(1) concrete or brick pavements; (2) an asphaltic concrete or a bituminous treated surface over a soil cement, concrete, crushed stone or selected gravel base. Specifically included as temporary street surfaces, shall be compacted earth, cinders, shale, mixtures of gravel and earth or crushed stone and earth, whether or not these respective materials are further stabilized by road oil or bituminous surface treatment. This work should not be confused with Temporary Surface Over Trench as specified in Section 2-2.01.

Where conduits are constructed under temporary street or alley surfaces, or where such surfaces are used for the placement of backfill material or are disturbed by construction operations, the Contractor shall reconstruct, by grading and shaping, the entire width of roadway, and any drainage facilities which may have existed, to the original condition at the Contractor's expense, including that portion within the specified trench width where removal and restoration is paid for under a separate payment item.

Where, in the opinion of the Engineer, the conduit is located in the traveled portion of the temporary street or alley traveled surface, a new temporary surface shall be constructed over the trench, as specified in Section 2-2.01 of this Division. After this surface has been placed, it shall be maintained by the Contractor until final restoration is authorized. Just prior to final restoration, the entire width of the street to be restored shall be scarified. For final surface restoration, the Contractor shall apply a bituminous treatment to the entire width of the traveled surface, as ordered by the Engineer. The bituminous treatment shall consist of the application of a bituminous prime coat and a bituminous surface treatment corresponding to the materials and construction methods described in the State Specifications for bituminous surface treatment, Class A-1, A-2, or A-3 as specified, or shown in the bid items.

The Engineer reserves the right to order the omission of Bituminous Surface Treatment in any locations where such omission may be, in his opinion, in the public interest.

B. MEASUREMENT

Measurement for purposes of payment shall be computed by using the actual length and width of surface to which treatment is applied, in accordance with these Specifications.

C. PAYMENT

The cost of final restoration of the surface shall be paid for at the contract unit price per foot, unless so stated in the Special Provisions or for all State of Illinois projects, for "Bituminous Surface Treatment", of the type specified. Such price shall include the cost of all labor and materials necessary to provide the bituminous treatment as specified.

2-2.05 DISPOSAL OF SURPLUS EXCAVATED MATERIAL

Surplus excavated material not needed for backfill shall be promptly removed from the site to locations provided by the Contractor. The cost of removal and disposal of surplus excavated materials will be included in the respective unit prices for pipeline or conduit construction and no additional payment will be allowed therefor.

2-2.06 CLEANING UP

All surplus materials and all tools and temporary structures shall be removed from the site by the Contractor. All dirt, rubbish and excess earth from the excavation shall be hauled to a dump provided by the Contractor and the construction site left clean and acceptable to the Owner at the earliest possible date.

SECTION 3. FINISHING AND CLEAN UP FOR UNDERGROUND CONDUITS

3-1 CLEAN UP

Before acceptance of underground conduits construction, all pipes, manholes, catch basins, fire hydrants and other appurtenances shall be cleaned of all debris and foreign material.

After all backfill has been completed, the ground surface shall be shaped to conform to the contour of adjacent surfaces. General clean up of the entire construction area shall otherwise conform to applicable requirements specified.

DIVISION II

Technical Specifications

WATER DISTRIBUTION

SECTION 1. PIPE FOR WATER MAINS AND SERVICE CONNECTIONS 1

1-1 GENERAL 1

1-2 PIPE MATERIALS 1

SECTION 2. PIPE INSTALLATION FOR WATER MAINS 3

2-1 GENERAL 3

2-2 CONSTRUCTION 3

SECTION 3. GATE VALVES FOR WATER MAINS 16

3-1 DESCRIPTION 16

3-2 MATERIALS 16

3-3 INSTALLATION OF GATE VALVES 19

SECTION 4. BUTTERFLY VALVES FOR WATER MAINS 20

4-1 DESCRIPTION 20

4-2 DATA TO BE FURNISHED BY CONTRACTOR 20

4-3 WORKMANSHIP 20

4-4 MARKINGS 20

4-5 PAINTING 21

4-6 TESTS 21

SECTION 5. VALVE VAULTS AND BOXES FOR WATER MAINS AND WATER SERVICES 22

5-1 GENERAL 22

5-2 MATERIALS 22

5-3 CONSTRUCTION DETAILS 22

SECTION 6. FIRE HYDRANTS 23

6-1 DESCRIPTION 23

6-2 MATERIALS 23

6-3 CONSTRUCTION DETAILS 24

SECTION 7. PRESSURE CONNECTION ***26***

7-1 GENERAL ***26***

7-2 DEFINITION OF TERMS ***26***

7-3 MATERIALS ***27***

7-4 VALVES ***27***

7-5 TAPPING FITTINGS ***27***

7-6 INSTALLATION PROCEDURE ***27***

7-7 EXCAVATION AND BACKFILL ***28***

SECTION 1. PIPE FOR WATER MAINS AND SERVICE CONNECTIONS

1-1 GENERAL

These Specifications cover the pipe fittings and accessory items normally used for water distribution systems. Special considerations will be covered in the Plans and Special Provisions.

Specification references made herein for manufactured materials such as pipe, hydrants, valve and fittings refer to designations for American Water Works Association (AWWA) or to American National Standards Institute (ANSI), as they are effective on the date of call for bids.

Copies of these publications may be obtained at nominal cost from the American Water Works Association, 6666 West Quincy Avenue, Denver, Colorado 80235 and from the American National Standards Institute, 1430 Broadway, New York, New York 10018.

1-2 PIPE MATERIALS

The type of pipe and fittings to be used in water mains will be stated in the Special Provisions, Plans or Bid items.

Where new water main is proposed to be constructed in the vicinity of an existing non potable force main, the water main shall be identified as a potable water line in a manner approved by the Engineer.

The Contractor shall be responsible for all material furnished by him and shall replace at his own expense all such material found defective in manufacture or damaged in handling after delivery by the manufacturer. This shall include the furnishing of all material and labor required for the replacement of installed material discovered defective prior to the final acceptance of the Work.

The Contractor shall be responsible for the safe storage of material furnished by or to him, and accepted by him, and intended for the Work, until it has been incorporated in the completed project. The interior of all pipe fittings and other accessories shall be kept free from dirt and foreign matter at all times. Valves and hydrants shall be drained and stored in a manner that will protect them from damage by freezing.

Any material furnished by the Owner that becomes damaged after acceptance by the Contractor shall be replaced by the Contractor at his own expense.

1-2.01 CONCRETE CYLINDER PIPE

Reinforced concrete water pipe, steel cylinder type prestressed, shall conform to the latest AWWA Standard C 301. Size, class marking, specials, lengths, etc., shall be as specified on the Plans or in the Special Provisions.

1-2.02 DUCTILE IRON PIPE

Ductile Iron Pipe shall conform to ANSI A 21.51 (AWWA C151), class to thickness designed per ANSI A 21.50 (AWWA C150), tar (seal) coated and/or cement lined per ANSI A 21.4 (AWWA C104), with mechanical or rubber ring (slip seal or push on) joints. Plans or Special Provisions shall indicate standard designation, thickness, class, coating and/or lining, and joint type.

1.2.03 CAST IRON OR DUCTILE IRON PIPE FITTINGS

All cast iron or ductile iron fittings, 3 inch through 48 inch shall conform to the latest ANSI/AWWA C110. Cast or ductile iron, coatings or linings or other items shall be specified in the Special Provisions.

1-2.04 SERVICE PIPE, STOPS, FITTINGS, AND BOXES

A. SERVICE PIPE

All service pipe shall be copper water tube, Type K, soft temper, for underground service, conforming to ASTM B-88 and B251. The pipe shall be marked with the manufacturer's name or trade mark indicative of the type of pipe. The outside diameter of the pipe shall conform to ASTM B251 Table 2.

B. STOPS AND FITTINGS

All corporation stops and curb stops shall be fabricated of brass and shall be provided with outlets suitable for copper connections. Curb stops shall be of the round-way type. Fittings for service pipe shall be copper and of the compression type.

1-2.05 SPECIALTY VALVES

Specialty valves and fittings such as cutting-in valves, tapping sleeves and valves, inserting valves, and air release valves shall conform to the requirements of the Special Provisions and shall be installed at locations indicated on the Plans.

1-2.06 SERVICE METERS AND APPURTENANCES

Service meters and appurtenances shall be located, furnished and installed in accordance with the requirements of the Special Provisions and the Plans. Appurtenances where required may include meter box, meter box cover, meter yoke, corporation cock, curb stop and incidental fittings.

SECTION 2. PIPE INSTALLATION FOR WATER MAINS

2-1 GENERAL

Pipe shall be installed in accordance with the manufacturer's specifications and instructions for the type of pipe used and applicable AWWA standards, such as C600 and C603, unless modified or changed in the Special Provisions.

2-2 CONSTRUCTION

2-2.01 PROTECTION OF WATER MAINS

A. GENERAL

Water mains and water service lines shall be protected from sanitary sewers, storm sewers, combined sewers, house sewer service connections and drains as follows:

B. HORIZONTAL SEPARATION-WATER MAINS AND SEWERS

1. Water mains shall be located at least ten feet horizontally from any existing or proposed drain, storm sewer, sanitary sewer, combined sewer or sewer service connection.

2. Water mains may be located closer than ten feet to a sewer line when

   a. local conditions prevent a lateral separation of ten feet; and

   b. the water main invert is at least 18 inches above the crown of the sewer; and

   c. the water main invert is either in a separate trench or in the same trench on an undisturbed earth shelf located to one side of the sewer.

3. When it is impossible to meet (1) or (2) above, both the water main and drain or sewer shall be constructed of slip-on or mechanical joint cast or ductile iron pipe or prestressed concrete pipe, equivalent to water main standards of construction. The drain or sewer shall be pressure tested to the maximum expected surcharge head before backfilling.

C. VERTICAL SEPARATION-WATER MAINS AND SEWERS

1. A water main shall be separated from a sewer so that its invert is a minimum of 18 inches above the crown of the drain or sewer whenever water mains cross storm sewers, sanitary sewers or sewer service connections. The vertical separation shall be maintained for that portion of the water main located within ten feet horizontally of any sewer or drain crossed. A length of water main pipe

shall be centered over the sewer to be crossed with joints equidistant from the sewer or drain.

2. Both the water main and sewer shall be constructed of slip-on or mechanical joint cast or ductile iron pipe, prestressed concrete pipe, equivalent to water main standards of construction when:

   a. it is impossible to obtain the proper vertical separation as described in (1) above; or

   b. the water main passes under a sewer or drain.

3. A vertical separation of 18 inches between the invert of the sewer or drain and the crown of the water main shall be maintained where a water main crosses under a sewer. Support the sewer or drain lines to prevent settling and breaking the water main, as shown on the Plans or as approved by the Engineer.

4. Construction shall extend on each side of the crossing until the perpendicular distance from the water main to the sewer or drain line is as least ten feet.

D. WATER SERVICE LINES

1. The horizontal and vertical separation between water service lines and all storm sewers, sanitary sewers, combined sewers or any drain or sewer service connection shall be the same as water main separation described in Sections 2-2.02B and 2-2.01C above.

2. Water pipe described in Sections 2-2.01B, 2-2.01C and 2-2.01D shall be met unless special considerations are covered in the Plans and Special Provisions.

E. SPECIAL CONDITIONS

Conditions in Sections 2-2.01B, 2-2.01C and 2-2.01D shall be met unless special considerations are covered in the Plans and Special Provisions.

F. SEWER MANHOLES

No water pipe shall pass through or come into contact with any part of a sewer or sewer manhole.

2-2.02 EXCAVATION AND BACKFILL

Excavation and backfill for water mains shall conform to the provisions of Division II, Sections 1, 2 and 3 of the Excavation and Cleanup Specifications and the requirements below.

A. DEPTH OF PIPE COVER

Unless otherwise shown on the plans or indicated in the Special Provisions, all pipe shall be laid to a minimum depth of five (5') feet measured from the existing ground surface

or established grade to the top of the barrel of the pipe. In areas subject to subsequent excavation or fill, the mains shall be laid to assure a minimum depth of five (5') feet or to grades shown on the Plans.

B. TRENCH WIDTH

The trench width may vary and depend upon the size of pipe, depth of trench and the nature of the excavated material encountered. In any case, the trench width shall be ample to permit the pipe to be laid and jointed properly and the backfill to be placed and compacted.

C. PIPE FOUNDATIONS

The trench, unless otherwise specified, shall have flat bottom conforming to the grade to which the pipe is to be laid. The pipe shall be laid on sound soil cut true and even so that the barrel of the pipe will have a bearing for its full length. Bell holes shall be excavated for joints. Any part of the trench excavated below grade shall be corrected with an approved material and thoroughly compacted.

D. DEWATERING OF TRENCH

Where water is encountered in the trench, it shall be removed during pipe- laying and jointing operation. Provisions shall be made to prevent floating of the pipe. Trench water shall not be allowed to enter the pipe at any time.

2-2.03 HANDLING OF THE PIPE

All types of pipe shall be handled in such manner as will prevent damage to the pipe or coating. Accidental damage to pipe or coating shall be repaired to the satisfaction of the Engineer or be removed from the job and methods of handling shall be corrected to prevent further damage when called to the attention to the Contractor.

Threaded pipe ends shall be protected by couplings or other means until laid.

The pipe and fittings shall be inspected by the Contractor for defects while suspended above grade.

Dirt or other foreign material shall be prevented from entering the pipe or pipe joint during handling or laying operations and any pipe or fitting that has been installed with dirt or foreign material in it shall be removed, cleaned and re-laid. At times when pipe laying is not in progress, the open ends of the pipe shall be closed by a watertight plug or by other means approved by the Engineer to ensure absolute cleanliness inside of the pipe.

2-2.04 LAYING OF PIPE ON CURVES

Long radius curves, either horizontal or vertical, may be laid with standard pipe by deflections at the joints. If the pipe is shown curved on the Plans and no special fittings are shown, the Contractor can assume that the curves can be made by deflection of the joints with standard lengths of pipe.

Where field conditions require deflections of curves not anticipated by the Plans, the Engineer will determine the methods to be used. No additional payment will be made for laying pipe on curves as shown on the Plans, nor for field changes involving standard lengths of pipe deflected at the joints.

Maximum deflections at pipe joints and laying radius for the various pipe lengths are as found in the following standards:

Ductile Iron Pipe Bell and Spigot Joints only Required for Special Conditions	ANSI/AWWA C600
Ductile Iron Pipe Mechanical Joints	ANSI/AWWA C600
Ductile Iron Pipe Push on Joints	NSI/AWWA C-600
Concrete Cylinder Pipe	See Manufacturer's Recommendations

When rubber gasketed pipe is laid on a curve, the pipe shall be jointed in a straight alignment and then deflected to the curve alignment. Trenches shall be made wider on curves for this purpose.

2-2.05 DUCTILE IRON PIPE

A. JOINTS FOR DUCTILE IRON PIPE

Joints for ductile iron pipe shall be in accordance with the following applicable specifications unless otherwise noted:

1. Mechanical Joints - AWWA C111 and C600
2. Push-On Joints - AWWA C111 and C600

B. JOINTING MECHANICAL JOINT PIPE

The outside of the spigot and inside of the bell of mechanical joint pipe shall be thoroughly cleaned to remove all foreign matter from the joint. The cast iron gland shall then be slipped on to the spigot end of the pipe with the lip extension of the gland toward the socked or bell end. The rubber gasket shall be placed on the spigot end with

the thick edge toward the gland. The pipe shall be pushed forward to completely seat the spigot end in the bell. The gasket shall then be pressed into place within the bell, being careful to have the gasket evenly located around the entire joint. The cast iron gland shall then be moved along the pipe into position and bolted.

Nuts spaced 180 degrees shall be tightened alternately to AWWA C600 Standards in order to produce an equal pressure on all parts of the gland.

C. JOINTING RUBBER GASKET JOINT PIPE (AWWA C111)

The inside of the bell shall be thoroughly cleaned to remove all foreign material from the joints. The circular rubber gasket shall be inserted in the gasket seat provided.

A thin film of gasket lubricant shall be applied to the inside surface of the gasket. Gasket lubricant shall be a solution of vegetable soap or other solution supplied by the pipe manufacturer and approved by the Engineer.

The spigot end of the pipe shall be cleaned and entered into the rubber gasket in the bell, using care to keep the joint from contacting the ground. The joint shall then be completed by forcing the plain end into the seat of the bell. Pipe which is not furnished with depth mark shall be marked before assembly to assure that the spigot end is inserted to the full depth of the joint.

Field-cut pipe lengths shall be bevelled to avoid damage to the gasket and facilitate making the joint.

To insure electrical conductivity on ductile iron pipe water mains, brass wedges shall be installed as follows:

Pipe Size	Wedges Required
2" thru 12"	2 each (180° apart)
Above 12"	2 pair of 2 each (180" apart)

Caldweld bonding, as approved or specified by Engineer, may also be utilized.

2-2.06 CONCRETE PRESSURE PIPE

A. LAYING CONCRETE PRESSURE PIPE

Pipe shall be laid and jointed in accordance with manufacturer's recommendations and these Specifications. In the absence of manufacturer's recommendations, the AWWA installation manual M-9 shall be used.

B. JOINTING CONCRETE PRESSURE PIPE

All joint surfaces of the bell and spigot (tongue and groove) shall be thoroughly cleaned to remove all dirt and foreign material. The spigot or tongue end of the pipe with the gasket in place and with all surfaces lubricated as recommended by the pipe manufacturer shall be inserted in the ball or groove. the pipe shall then be shoved or pulled home.

The outside annular space at the joint shall be filled with cement mortar or with a preformed joint filler when approved by the Engineer.

The grouting of the outside joints shall be made by wrapping the joint with two bands of strong waterproof Sisalkraft paper or other approved material. The band of paper shall then be tightly strapped to the pipe using tools recommended by the manufacturer. The joints shall then be filled with mortar from one side only, until the mortar appears on the other side of the pipe. Mortar shall be mixed with the least amount of water that will permit placing by the method described. Flexible wires shall be worked around the joint to assist grouting and ensure proper filing of the joint. The top of the pipe shall then be grouted and the paper band laid over the entire joint to protect it while curing.

The inside annular space in pipe 42 inches and larger in diameter shall also be filled with cement mortar and troweled flush. Mortar shall consist of one (1) part portland cement and two (2) parts of plaster sand. Mortar for inside joints shall be mixed with only enough water for "dry packing".

No grouting of joints will be allowed within two joints of laying operations. A representative of the Engineer will be present when joints are being poured.

2-2.07 THRUST BLOCKING

Blocking to prevent movement of lines under pressure shall be placed at all bends, tees, caps, valve and hydrants with Portland Cement Concrete, a minimum of 12" thick, placed between solid ground and the fittings, and shall be anchored in such a manner that pipe and fitting joints will be accessible for repairs.

All bends of 11-1/4 degrees or greater, and all tees and plugs shall be thrust protected to prevent movement of the lines under pressure as shown on the Plans.

Where conditions prevent the user of concrete thrust blocks, tied joints or restrained joints of a type approved by the Engineer shall be used.

2-2.08 CONNECTIONS TO EXISTING MAINS

All connections to water mains in use shall be made by the Contractor unless otherwise provided in the Special Provisions. All crosses or other specials required to be inserted in an existing main shall be furnished and set by the Contractor.

Where the connection of new work to old requires interruption of service and notification of customers affected, the superintendent of the Municipality, and the Contractor shall mutually agree upon a date and time for connections which will allow ample time to assemble labor and materials, and to notify all customers affected.

2-2.09 WATER SERVICE PIPING

A. GENERAL

Water service pipe shall be installed in accordance with provisions in Section 2.

B. EXCAVATION AND BACKFILL

The Contractor shall open side trenches and construct services from the main to such depth and lengths as directed by the Engineer. Unless otherwise directed, depths shall not be less than specified for water mains. Excavation and backfill of side trenches shall be as specified in Division II, Excavation and Cleanup Specifications.

C. LAYING WATER SERVICE PIPE

1. Underground water service pipe shall be laid not less than ten (10') feet horizontally from the building drain, and shall be separated there from by undisturbed or compacted earth.

2. Where conditions in paragraph (1) cannot be met, the water service pipe shall be installed in accordance with the following provisions:

    a. The bottom of the water service pipe, at all points, shall be at least eighteen (18") inches above the top of the building drain line at its highest point.

    b. The water service pipe shall be placed on a solid shelf excavated to one side of the common trench.

3. Where both the water service pipe and building drain line are installed with less separation than in paragraph (2) or in the same trench, the building drain line shall be constructed of cast iron soil pipe with push- on joints, type K hard-tempered copper pipe with sweated joints, or rigid plastic pipe as specified in the Illinois State Plumbing Code. The trench shall not be backfilled until the installation is approved by the Engineer.

2-2.10 WATER SERVICE CONNECTION

The Contractor shall make all taps for service connections and install the service pipe, unless otherwise provided on the Plans and in the Special Provisions.

Each water service pipe shall be connected to the water main through a brass corporation stop. The main shall be tapped at an angle of forty-five degrees (45°), with the vertical, and the stop must be turned so that the T-handle will be on top.

The service pipe shall be laid in the trench sufficiently weaving to allow not less than one (1') foot extra length in its entire length.

A curb stop shall be furnished and installed for each service at a location shown on the Plans, specified or as directed by the Engineer. A cast iron service box shall be furnished and installed over the curb stop and held in a truly vertical position, until sufficient backfill has been placed to insure permanent vertical alignment of the box. The top of the box shall be adjusted and set flush with the established ground surface grade.

2-2.11 PRESSURE TESTING OF WATER MAINS

A. PRESSURE TEST

After the pipe has been laid and partly backfilled as specified herein, all newly laid pipe or any valved sections of it shall, unless otherwise expressly specified, be subjected to a hydrostatic pressure equal to 50 per cent more than the operating pressure at the lowest elevation of the pipe section, but not to exceed the pressure rating of the type of pipe specified. The duration of each pressure test shall be for a period of not less than one hour and not more than six hours. The basis provisions of AWWA C603 and C600 shall be applicable, if specified.

B. PROCEDURE FOR TEST

Each section of pipe to be tested, as determined by the Engineer, shall be slowly filled with water and the specified test pressure shall be applied by means of a pump connected to the pipe in a satisfactory manner. The pump pipe shall be furnished by the Contractor. Before applying the specified test pressure, all air shall be expelled from the pipe. To accomplish this, taps shall be made, if necessary, at points of highest elevation and afterwards tightly plugged. Any cracked or defective pipes, fittings, valves, or hydrants discovered in consequence of this pressure test shall be removed and replaced by the Contractor with sound material and the test shall be repeated until satisfactory to the Engineer. Provisions of AWWA C600 and C603, where applicable, shall apply.

C. LEAKAGE TEST

1. After completion of the pressure test, a leakage test shall be conducted to determine the quantity of water lost by leakage under the specified test pressure. Test pressure is defined as the maximum operating pressure of the section under test and is based on the elevation of the lowest point in the line or section under test corrected to the elevation of the test gauge. Applicable provisions of AWWA C-600 and C603 shall apply. Duration of each leakage test shall be a minimum of one (1) hour in addition to the pressure test period.

2. Allowable leakage in gallons per hour for pipeline shall not be greater than that determined by the formula:

   L = NDP1/2/7400

Note: L = Allowable leakage in gallons per hour
N = Number of joints in length of pipeline tested.
D = Nominal diameter of the pipe in inches.
P = Average test pressure during leakage test in pounds per square inch gauge.

3. Leakage is defined as the quantity of water to be supplied in the newly laid pipe or any valved section under test, which is necessary to maintain the specified leakage test pressure after the pipe has been filled with water and the air expelled.

4. Flanged pipe shall be "bottle tight".

2-2.12 DISINFECTION OF WATER MAINS

A. FLUSHING

Sections of pipe to be disinfected shall first be flushed to remove any solids or contaminated material that may have become lodged in the pipe. If no hydrant is installed at the end of the main, then a tap should be provided large enough to develop a velocity of at least two and five-tenths feet (2.5') per second in the main. One two and one-half inch (2-1/2") hydrant openings will, under normal pressures, provide this velocity in pipe sizes up to and including twelve-inch (12").

All taps 2" size and smaller required for chlorination or flushing purposes, or for temporary or permanent release of air shall be provided for by the Contractor as a part of the construction of water mains. Taps larger than 2" shall be paid for as a bid item or as an extra.

B. *REQUIREMENT OF CHLORINE*

Before being placed into service, all new mains and repaired portions of, or extensions to existing mains shall be chlorinated so that the initial chlorine residual is not less than 50 mg/1 and that a chlorine residual of not less than twenty-five (25 mg/1) remains in the water after standing twenty-four (24) hours in the pipe.

See Division I, Section 7-12 "Use of Fire Hydrants" regarding use of water for flushing and disinfection.

C. *FORM OF APPLIED CHLORINE*

Chlorine shall be applied by one of the methods which follow subject to approval by the Engineer.

1. *LIQUID CHLORINE*

A chlorine gas-water mixture shall be applied by means of a solution-feed chlorinating device, or the dry gas may be fed directly through proper devices for regulating the rate of flow and providing effective diffusion of the gas into the water within the pipe being treated. Chlorinating devices for feeding solutions of the chlorine gas, or the gas itself, must provide means for preventing the backflow of water into the chlorine.

2. *CHLORINE-BEARING COMPOUNDS IN WATER*

A mixture of water and high-test calcium hypochlorite (65-70%C1) may be substituted for the chlorine gas water mixture. The dry powder shall first be mixed as a paste and then thinned to a one per cent (1%) chlorine solution by adding water to give a total quantity of seven and five-tenths (7.5) gallons of water per pounds of dry powder. This solution shall be injected in one end of the section of main to be disinfected while filling the main with water in the amounts as shown in the table which follows:

Chlorine Requirements to Produce 50 mg/1
Concentration in 100 Foot of Pipe - By Diameter

Pipe Size Inches	100% Chlorine, Lb.	1% Chlorine Solution, Gals.
4	0.027	0.33
6	0.061	0.73
8	0.108	1.30
10	0.170	2.04
12	0.240	2.88

3. *TABLET DISINFECTION*

Tablet disinfection is best suited to short extensions (up to 2500 ft.) and smaller diameter mains (up to 12-inches). Since preliminary flushing must be eliminated in using this method, it should be utilized only when scrupulous cleanliness has been used in construction. It shall not be used if trench water or foreign material has entered the main or if the water is below 41°F.

Tablets should be placed in each section of pipe, hydrants, hydrant branches and other appurtenances. Tablets must be at the top of the main and shall be attached by an adhesive, such as Permatex No. 1 or any alternative approved by the Engineer. Tablets in joints between pipe sections, hydrants, hydrant branches or appurtenances are to be crushed and placed inside the annular space, rubbed like chalk in butt ends of sections to coat them if the type of assembly does not permit crushing.

In filling a section of piping with water when using the tablet method, water velocity shall be less than one foot (1') per second.

Number of 5-Grain Hypochlorite Tablets Required
For a Dosage of 50 mg/1 per Length of Pipe Section

Pipe Size, Inches	Length of Pipe Section Foot				
	Up to 13	18	20	30	40
2	1	1	1	1	1
4	1	1	2	2	2
6	2	2	3	3	4
8	2	3	4	5	6
10	3	5	7	7	9
12	5	6	10	10	14

D. *POINT OF APPLICATION*

The preferred point of application of the chlorinating agent is at the beginning of the pipe line extensions or any valved section of it, and through a corporation stop inserted in the pipe. The water injector for delivering the chlorine-bearing water into the pipe should be supplied from a tap made on the pressure side of the gate valve controlling the flow into the pipe line extension. Alternate points of application may be used when approved by the Engineer.

E. *PREVENTING REVERSE FLOW*

Valve shall be manipulated so that the strong chlorine solution in the line being treated will not flow back into the line supplying the water. Check valves may be used if desired.

F. RETENTION PERIOD

Treated water shall be retained in the pipe at least twenty-four (24) hours. After this period, the chlorine residual at pipe extremities and at other representative points shall be at least twenty-five (25) mg/1.

G. CHLORINATING VALVES AND HYDRANTS

In the process of chlorinating newly laid pipe, all valves or other appurtenances shall be operated while the pipe line is filled with the chlorinating agent and under normal operating pressure.

H. FINAL FLUSHING AND TESTING

Following chlorination, all treated water shall be thoroughly flushed from the newly laid pipe at its extremity until the replacement water throughout its length shows upon test, a chlorine residual of less than 1 mg/1. In the event chlorine is normally used in the source of supply, then the test shall show a residual of not in excess of that carried in the system.

After flushing, water samples collected on two (2) successive days from the treated piping system, as directed by the Engineer, shall show satisfactory bacteriological results. Bacteriological analyses must be performed by a laboratory approved by the Illinois Department of Public Health.

I. REPETITION OF FLUSHING AND TESTING

Should the initial treatment result in an unsatisfactory bacterial test, the original chlorination procedure shall be repeated by the Contractor until satisfactory results are obtained.

2-2.13 MEASUREMENT

In addition to the items listed for separate measurement and payment in Division II, Excavation and Backfill for Underground Conduits, and Restoration of Surfaces, the following items shall be measured for payment when required for water main construction:

WATER MAIN:
Water main shall be listed in the bid items by size and type, and shall be measured in lineal feet, slope measurement, along the center line without deduction for valves and fittings. However, when the water main terminates in a hydrant valve or other main connection, measurement shall be from the center of the hydrant valve or other main connection.

GATE VALVES AND VALVE BOXES OR VAULTS
Gate valves and valve boxes of the size required shall be measured for payment as an installed unit.

BUTTERFLY VALVES
Butterfly valves of the type and size required shall be measured for payment as an installed unit.

CAST OR DUCTILE IRON FITTINGS
Cast or Ductile iron fittings shall be measured for payment by the pound, or by units as shown on the Proposal Form. The weight of accessories shall be included as part of the weight of the fittings. Shipper's invoice weight shall be taken as the weight for payment purposes, subject to confirmation by actual weighing near the site if there is reason to doubt the accuracy of invoice weights.

SERVICE PIPE
Service pipe of the size and type required shall be measured by the lineal foot for installed length, or by units (Long Tap or Short Tap) as shown as a Bid item.

FIRE HYDRANTS
Fire hydrants by size and type required shall be measured for payment as an installed unit complete with accessories and thrust blocking. Where a gate valve is required on the connection between the water main and the fire hydrant, the gate valve shall be included with the payment for fire hydrant.

SPECIALTY VALVES
Specialty valves shall be measured as an installed unit by size and type required.

WATER MAIN IN TUNNEL
Water Main in Tunnel, Water Main Jacked or Water Main in Casing of the size and type indicated shall be measured in lineal feet installed in accordance with requirements of the Plans.

CONNECTIONS TO EXISTING MAINS
Where shown as a separate pay item, this work will be measured for separate payment. If not shown as a separate bid item, this work will be included as an incidental expense in the unit price for water main. In no event will payment be made when separate payment is provided for a tapping sleeve and a tapping valve.

THRUST BLOCKING AND RESTRAINED JOINTS
Unless otherwise provided in the Special Provisions, thrust blocking, restrained joints or ties as specified shall be included as an incidental expense in the payment for water mains and shall not be measured for separate payment.

SECTION 3. GATE VALVES FOR WATER MAINS

3-1 DESCRIPTION

The valves shall be suitable for ordinary waterworks service, intended to be installed in a normal position on buried pipe lines for water distribution systems.

The minimum requirements for all gate valves shall, in design, material and workmanship, conform to the standards of the latest AWWA C500. All materials used in the manufacture of waterworks gate valves shall conform to the AWWA standards designed for each material listed.

3-2 MATERIALS

3-2.01 MANUFACTURE AND MARKING

The gate valves shall be standard pattern and shall have the name or mark of the manufacturer, size and working pressure plainly cast in raised letters on the valve body.

3-2.02 TYPE AND MOUNTING

The valve bodies shall be cast iron, mounted with approved non-corrosive metals. All wearing surfaces shall be bronze or other approved non-corrosive material and there shall be no moving bearing or contact surfaces of iron in contact with iron. Contact surfaces shall be machined and finished in the best workmanlike manner, and all wearing surfaces shall be easily renewable.

All gate valves shall be two-faced, non-rising stem, double disc, with parallel sets of bronze or other approved wedging devices placed between them. The stem shall be of high tensile strength bronze or other approved non-corrosive metal. All nonferrous bushings shall be of substantial thickness tightly fitted and pressed into machined seats. All valves shall open by turning to the left counter-clockwise, unless otherwise specified. Consideration shall be given to types of bronze used where high galvanic waters (high pH or specific conductance) are present. See AWWA C500. Paragraph 2.2.3.4.

3-2.03 END CONNECTIONS

End connections of gate valves shall consist of one of the following types unless otherwise provided in the Special Provisions or shown on the Plans:

A. Mechanical Joints
B. Push-On (Rubber-gasket) Joints
C. Bell End Joints, lead (only where required for special conditions)
D. Flange Joints
E. Screwed or Threaded Joints.

3-2.04 GATE VALVES 16-INCH AND LARGER

Gate valves sixteen (16") inch and larger to be installed in a horizontal position in a horizontal pipeline shall be of the double-disc type and shall be equipped with solid-bronze (Grade I or IV) or 300 series stainless steel tracks securely fastened in body and bonnet. The weight of the gates shall be carried on rollers throughout their entire length of travel. For double-disc valves of the rolling-disc type, the discs shall serve as rollers. For double disc valves or other than the roller disc type, the dics shall be carried on solid-bronze) Grade I, II, III, or IV) rollers securely attached to them. All valves shall be equipped with bronze scrapers to traverse the tracks ahead of the rollers.

Valves sixteen (16") inch and larger installed in a vertical or inclined lines shall be equipped with tracks manufactured of an acceptable grade of bronze or 300 series stainless steel secured to the valve body and bonnet to support the lower disc during operation, and equipped with slides to assist the travel of the gate assembly.

They shall be non-rising stem type and shall be equipped with approved rugged gate position indicators. The valves shall be provided with handwheels of ample proportion.

All gears on gate valves shall be cut tooth steel gears housed in heavy cast iron grease cases or approved design.

When manually operated gate valve sixteen (16") inches and larger are required, they shall be equipped with a by-pass and by-pass valve. By-pass valve shall be of the same type as the main valve, shall be equipped with handwheel and shall have the stem in a vertical position unless otherwise indicated. Sizes shall be as follows:

Valve Diameter (Inches)	By-Pass Diameter (Inches)
16 to 20	3
24 and 30	4
36 and 42	6
48 and larger	8

All gate valves sixteen (16") and larger shall be geared with gearing designed for handwheel operation. Gear ratios shall not be less than as follows:

Valve Diameter (Inches)	Gear Ratio
16	2:1
20	2:1
24	2:1
30	3:1
36	3:1
42	4:1
48	4:1

3-2.05 GATE VALVE STEM SEALS

All gate valves of size twelve (12") inches shall be furnished with two (2) pressure actuated O-ring stem seals, with one (1) O-ring below the stem thrust collar and bearing surfaces and one (1) O-ring above. The area between the O-rings shall be filled with a lubricant to give continuous lubrication to the stem collar and bearing surfaces so as to provide long-term ease of operation. An upper and lower stem collar bushing of an acceptable grade of bronze shall be acceptable in lieu of the above if the stem collar and bearing surfaces are exposed to internal water pressure.

Valves larger than twelve (12") inches shall be as described above unless they are required to be furnished with extended stems with gear cases, in which case they shall be furnished with adjustable stuffing boxes so that they may be repacked without the need to disassemble and remove the gear case.

3-2.06 WRENCH NUTS

Wrench nuts shall be made of cast iron and shall be one and fifteen-sixteenths (1-15/16") inches square at the top, two (2") inches square at the base, one and three-fourths (1-3/4") inches high, unless otherwise designated in the Special Provisions. Nuts shall have a flanged base upon which shall be cast an arrow at least two (2") inches long showing the direction of opening. The word "Open" in one-half (1/2") inch or larger letters shall be cast on the nut to clearly indicate the direction of opening the valve.

3-2.07 TAPPING VALVES

Tapping valves shall be furnished with flanged inlet end connections having a machined projection on the flanges to mate with a machined recess on the outlet flanges of the tapping sleeves and crosses. The outlet ends shall conform in dimensions to the AWWA Standards for hub or mechanical joint conditions, except that the outside of the hub shall have a large flange of attaching a drilling machine. The seat opening of the valves shall be larger than normal size to permit full diameter cuts. Tapping sleeve or cross shall be of the same manufacturer as the tapping valve.

3-2.08 HYDROSTATIC TEST PRESSURE AT FACTORY

Each gate valve shall be tested at the factory for performance and operation prior to painting and shall be subjected to the following hydrostatic pressure tests: each three (3") inch to twelve (12") inch valve, inclusive, shall be subject to hydrostatic pressure test under pressures of both three hundred (300) psi and one hundred seventy-five (175) psi, and each sixteen (16") inch to forty-eight (48") inch valve, inclusive, shall be subject to test pressures of three hundred (300) psi and one hundred fifty (150) psi. These tests shall be conducted in accordance with provisions of AWWA C500. Tests for special valves shall be made as provided in the Special Provisions.

3-2.09 PAINTING AT THE FACTORY

After the factory test and inspection and before leaving the factory, all ferrous parts of the valves except finished or bearing surfaces shall be painted inside and out with a rust preventative compound.

3-3 INSTALLATION OF GATE VALVES

All gate valves shall be inspected upon delivery in the field to insure proper working order before installation. They shall be set and jointed to the pipe in the manner as set forth in the AWWA Standards for the type of connection ends furnished.

Valves twelve (12") inch and under shall be installed in a vertical position and be provided with a standard valve vault or case iron valve box so arranged that no shock will be transmitted to the valve. The box shall be centered over the operating nut, and the cast iron box cover shall be set flush with the road bed or finished surface.

After installation, all valves shall be subjected to the field test for piping as outlined in Section 2. of these specifications. Should any defects in materials or workmanship appear during these tests, the Contractor shall correct such defects with the least possible delay and to the satisfaction of the Engineer. Should the Contract fail to do this within a reasonable period of time in the judgment of the Owner, he may cause such defects to be corrected and deduct the cost thereof from any money or payments due or to become due the Contractor.

SECTION 4. BUTTERFLY VALVES FOR WATER MAINS

4-1 DESCRIPTION

Butterfly valves to be installed in water main distribution systems shall conform to AWWA C504-70 specifications. As specified, a valve may be one of the following type or classes as designated by Plans or Special Provisions.

A. Wafer Valves - Class 150B, in sizes through 20 inches
B. Short-Body Valves - All classes, in 3 to 72 inch sizes
C. Long Body Valves - Class 75A, 75B, 150A and 150B in 3 to 72 inch sizes.
D. Mechanical Joint End Valves - Class 150B in size 3 through 20 inch diameter and all classes in 30 inch through 48 inch diameter sizes.

End connections shall consist of one of the following types as provided in the Special Provisions or as shown on the Plans:

A. Mechanical Joints
B. Push-On (Rubber-gasket) Joints
C. Flange Joints
D. Screw or Threaded Joints

4-2 DATA TO BE FURNISHED BY CONTRACTOR

If required, the Contractor shall submit for approval by the Engineer drawings showing the principal dimensions, general construction and materials used for all parts of the valves and operator. All work shall be done and all valves shall be furnished in accordance with these drawings after they have been approved by the Engineer.

4-3 WORKMANSHIP

Valve parts shall be designated, and manufacturing tolerances set, to provide interchangeability of parts between units of the same size and produced by any one manufacturer. When assembled, valves manufactured in accordance with this standard shall be well-fitted and smooth running, and body and shaft seal shall be watertight. All equipment shall be guaranteed against defects in workmanship or materials for one (1) year after installation or two (2) years after shipment, whichever time elapses first.

4-4 MARKINGS

Markings for other than wafer valves shall be cast on the body or shall be on cast plates with raised letters, attached to the valve body. The markings shall show the valve size, manufacturer, class and year of manufacture. The minimum size of letters shall be 1/4 inch for valves 3 to 12 inches in diameter, and

1/2 inch for valves larger than 12 inches in diameter. Corrosion- resistant plates attached to the body and with 1/8 inch etched or engraved letters may be used for markings on wafer valves.

4-5 PAINTING

Unless otherwise specified, all internal steel or cast iron surfaces of each valve, except finished or bearing surfaces, shall be shop painted with two (2) coats of asphalt varnish conforming to Federal Specification TT-V-51f, and exterior steel or cast iron surfaces of each valve, except finished or bearing surfaces, shall be shop painted with two (2) coats of zinc chromate conforming to Federal Specification TT-P-645A; or, in the case of valves for buried service, with two (2) coats of asphalt varnish conforming to Federal Specification TT-V-51f.

4-6 TESTS

Each butterfly valve shall be tested for leakage in the manufacturer's shop and such leakage shall conform to AWWA C504.

SECTION 5. VALVE VAULTS AND BOXES FOR WATER MAINS AND WATER SERVICES

5-1 GENERAL

This section shall apply to the construction of standard valve vaults or chambers, special valve vaults or changers, cast iron valve boxes, curb boxes and meter boxes, all in accordance with the Standard Drawings.

Deep valves shall be provided with cast iron valves boxes set over the operating stem, except where otherwise specified or shown on the Plan.

5-2 MATERIALS

5-2.01 RING AND COVER AND VALVE BOX CASTINGS

Castings for cast iron ring and cover and for cast iron parts of valve boxes shall conform to the requirements of Standard Specifications for Gray Iron Castings, ASTM. Designation A-48.

5-3 CONSTRUCTION DETAILS

5-3.01 VALVE VAULT (OR BASINS)

Valve vaults (or basins) may be either pre-cast or cast-in-place only, according to the details shown on the drawings. Applicable provisions of Division II, Sanitary Sewers and Storm Sewers, Section 4 shall govern construction of valve vaults and chambers.

5-3.02 CAST IRON VALVE BOXES

Cast iron valve boxes as shown on the drawing are placed for enclosing gate valves of small size in lieu of gate valve chambers.

Adjustable cast iron valve boxes shall be set to position during backfilling operations so they will be in a vertical alignment to the gate valve operating stem. The lower casting of the unit shall be installed first in such a manner as to be cushioned and to not rest directly upon the body of the gate valve or upon the water main. The upper casting of the unit shall then be placed in proper alignment into such an elevation that its top will be a final grade. Backfilling around both units shall be placed and compacted to the satisfaction of the Engineer.

5-3.03 CURB BOXES

Curb boxes shall be screwed type, with the base threaded to attach to the curb stop or shall be Buffalo or "arch" type, and of such construction that it shall be capable of extension to finished grade. The type of curb box shall be shown on the Plans, or indicated in the Special Provisions.

SECTION 6. FIRE HYDRANTS

6-1 DESCRIPTION

These specifications are to be used in conjunction with the AWWA Standard C502 for dry barrel fire hydrants for ordinary water works service.

6-2 MATERIALS

6-2.01 MATERIALS FOR HYDRANTS AND APPURTENANCES

Hydrants shall be of a manufacture and pattern approved by the Owner. The name or mark of the manufacturer, size of valve opening, and year of manufacturer shall be clearly cast in raised letters on the upper barrel section above finished grade.

Hydrants shall be designed for a working pressure of 150 psi, and equipped with not less than two (2) O-ring stem seals. Hydrant body castings shall be manufactured of cast iron or ductile iron. The lower barrel section, elbow (shoe) casting, and flanges below grade shall be either cast iron or ductile iron.

Hydrants shall be internally mounted with approved non-corrodible metals and in such a way that parts working together shall not both be iron or steel. Consideration shall be given to type of bronze used where high galvanic waters (high pH or specific conductance) is present. See AWWA C502, paragraph 2.8.

All wearing and working internal parts shall be accurately machined, easily renewable, and shall be removable through the top of the hydrant.

Lugs, if required for harnessing the hydrant to the connecting pipe from the main in the street, shall be provided on the bell of the elbow or on the hydrant bottom casting. A drawing of the lug construction shall be submitted for approval on request of the Engineer.

The hydrant barrel shall be provided with a clearly marked circumferential rib to denote the intended ground line. There shall be a flange above this point at a sufficient height to permit access to the flange. Unless indicated otherwise on the Plans, hydrants shall be of the "traffic" or "break-away" design with easily replaceable breaking devices for the gradeline flange and operating stem that prevent damage to barrel sections upon impact.

6-2.02 HYDRANT DETAILS

Unless required otherwise to conform to the Owner's existing equipment and specifications, the following hydrant details shall be provided:

Bury (trench) depth shall be as shown on the Plans.

When tested in accordance with AWWA C502, friction losses through the hydrant shall not exceed the maximum permissible losses listed in Table 3, AWWA C502.

Hydrants with six (6") inch inlet connections shall be furnished with two (2) 2-1/2 inch hose nozzles and one (1) 4-1/2 inch pumper nozzle. Hydrants with 4 inch inlet connections shall be furnished with two (2) 2-1/2 inch hose nozzles.

All nozzles shall be manufactured of an acceptable grade of bronze, properly secured to the barrel section to prevent blowing out, and accurately threaded in accordance with National Standard Hose Coupling Thread Specifications, or to match Owner's existing or as indicated in the Special Provisions.

All nozzles shall be furnished with inside threaded cast iron caps fitted with suitable gaskets for positive water tightness under test pressure. Operating nut and nozzle cap wrench nuts shall be 1-1/2 inch pentagon, measured from point to opposite flat at the base, tapering uniformly to 1-7/16 inch at the top, and the height of the nut shall be not less than 1 inch. Nozzle caps shall be securely chained to the upper barrel section.

The hydrant shall open by turning to the left (counter-clockwise) and the direction of opening shall be permanently and clearly marked on the bonnet assembly near the operating nut.

6-2.03 FACTORY HYDROSTATIC TEST

Before the hydrant is painted at the factory, it shall be subjected to an internal hydrostatic test of 300 pound per square inch with the hydrant valve in a closed position and again with the hydrant valve in an open position.

6-2.04 PAINTING

All iron parts of the hydrant both inside and outside shall be thoroughly cleaned and painted. All inside surfaces and the outside surfaces below the ground line shall be coated with asphalt varnish. They shall be covered with two coats, the first having dried thoroughly before the second is applied.

The outside of the hydrant above the finished ground line shall be thoroughly cleaned and thereafter painted with one coat of paint of a durable composition, and one additional coat of a color specified by the Owner.

6-3 CONSTRUCTION DETAILS

Hydrants shall be installed at the locations as shown on the Plans. They shall be plumb and shall be set so that the lowest hose connection is at least twenty-four (24") inches above the surrounding finished grade. All hydrants shall be inspected in the field upon delivery to the job to insure proper operation before installation. A minimum of 1/4 cubic yard of coarse stone, broken concrete, or like material shall be placed at and around the base of the hydrant to insure proper drainage of the hydrant after use. The

blocking of the hydrant shall consist of a wedge of P.C. Concrete of not less than 1/4 cubic yard extending from the hydrant to undisturbed soil and shall be so placed to form a solid barrier adjacent to the hydrant base to counteract the pressure of water exerted thereon. Care shall be taken to insure that weep holes are not covered by concrete. The hydrant shall be set on a concrete clock to insure a firm bearing for the hydrant base. The hydrant, valve and tee shall be interconnected by steel rods if required by Special Provision. The resetting of existing hydrants and moving and reconnecting of existing hydrants shall be handled in a manner similar to a new installation.

SECTION 7. PRESSURE CONNECTION

7-1 GENERAL

These Specifications cover the installation of fittings and valves on water mains while the mains are under operating pressure. Special Considerations will be covered in the Plans and Special Provisions.

Specification references made herein for manufactured material such as valves, saddles, tees, and fittings refer to designations for American Water Works Association (AWWA), or to American National Standards Institute (ANSI), as they are effective on the date of call for bids.

Copies of these publications may be obtained at nominal cost from The American Water Works Association, 6666 West Quincy Avenue, Denver, Colorado 80235, and from the American National Standards Institute, 1430 Broadway, New York, New York 10018.

7-2 DEFINITION OF TERMS

The following definitions shall apply to the terms used in this section.

PRESSURE TAPPING

A procedure by which a hole is cut into a water main under pressure, without taking the main out of service. A Tapping Fitting is attached, pressure tight, around the main. A Tapping Valve is then attached to the outlet of the Tapping Fitting, and a Tapping Machine is attached to the Tapping Valve, allowing the pressure tapping operation to begin.

TAPPING MACHINE

Any one of several machines designed and constructed for pressure tapping ductile iron, cast iron, steel, plastic, asbestos cement, or concrete water main. The Tapping Machine has a means of rotating and advancing a Shell Cutter through the side wall of the main being tapped. The Machine is pressure tight when bolted to the tapping valve. This allows the cut to be made without taking the main out of service, or losing pressure.

PILOT DRILL

The forward part of the Tapping Machine Boring Bar, which first penetrates the main. The Pilot Drill provides alignment for the Shell Cutter. The Pilot Drill must have latches, clips, or other approved means of retaining the Coupon as it is severed from the body of the main.

SHELL CUTTER

A hollow, cylindrical cutter, with teeth on its periphery; resembling a hole saw. The Shell Cutter is concentric with the Pilot Drill. The Shell Cutter removes the portion of the main called the Coupon, completing access to the main.

COUPON

That portion of the existing main removed by the Shell Cutter and held by the Pilot Drill, to be subsequently removed as the Pilot Drill-Shell Cutter assembly is withdrawn into the Tapping Machine adaptor.

TAPPING VALVE
Any full ported gate valve, which will allow the Shell Cutter to pass through it and effect the pressure tap.

TAPPING FITTING
Also called Sleeve, Saddle, or Tapping Tee; a two or three-piece bolted fitting, split to allow placement over the main to be pressure tapped.

7-3 MATERIALS

The type of valves and fittings to be used in the Pressure Connection will be specified in the Plans and Special Provisions.

7-4 VALVES

Valves shall conform to AWWA C500. All valves over 16" diameter should generally be provided with by-passes. Horizontal Valves shall have tracks, rollers, scrapers, and enclosed steel cut bevel gears.

7-5 TAPPING FITTINGS

Cast Iron Material shall conform to AWWA C110. Steel fittings shall have a factory-applied epoxy coating. All bolts and other fastening devices shall be stainless steel or other corrosion resistant material.

7-6 INSTALLATION PROCEDURE

The existing water main shall be uncovered and exposed to allow calipering of the pipe in advance of the pressure connection. If the main is reinforced concrete, or reinforced concrete cylinder pipe, the manufacturer shall be consulted for specifications, procedures, and design data.

Sufficient length of main shall be exposed to allow for operation of the tapping machinery. The main shall be supported on concrete pedestals, as detailed on the Project Plans, at sufficient intervals to properly carry its own weight, plus the weight of the tapping machinery and fitting. Any damage to the main due to improper or insufficient supports shall be repaired at the Contractor's expense.

After the tapping saddle or tee has been mounted on the main the tapping valve shall be bolted to the outlet flange, making a pressure tight connection.

The tapping machine, by means of a special adaptor shall then be bolted to the outlet flange of the tapping valve, also making a pressure tight connection. After the tapping machine is in place the installation shall be pressure tested at operating pressure plus 50%, to insure the integrity of the installation. Water under pressure can be introduced through a port in the tapping machine. The

tapping machine and the fitting shall be externally supported, so that no additional weight is placed upon the main.

The tapping valve shall then be opened; allowing the shell cutter-pilot drill assembly to advance through the valve body unit contact is made with the wall of the main. With the tapping machine's feed set, power shall be supplied, starting rotation of the cutter-pilot drill assembly.

The minimum diameter cut permitted shall be specified by the Design Engineer. For pressure taps through 12" diameter the minimum diameter shall be 1/2" less than the nominal diameter of the pipe to be attached. For 14" through 20" installations the minimum diameter shall be 1-1/2" less; for larger taps the allowable minimum diameter shall be 2" - 3" less than the nominal diameter of the pipe being attached.

When the pilot drill penetrates the wall of the main, the nozzle, valve body, and tapping machine will be filled with water. The bleeder valve on the tapping machine will indicate the presence of water. The cut shall be continued for a sufficient period of time after this indication to allow the coupon to be completely severed from the wall of the main.

The coupon shall be retained on the pilot drill by means of latches, spring detents, wire clips, or threads on the pilot drill; depending upon the make of the tapping machine. As the boring bar is retracted the coupon, pilot drill, and shell cutter return back into the tapping machine adaptor.

At this time the tapping valve shall be closed, sealing the main. The tapping machine shall be removed, and the valve shall be opened to flush any foreign material.

The same procedure shall be followed for the insertion of other fittings.

7-7 EXCAVATION AND BACKFILL

Excavation and Backfill for pressure connections shall conform to the provisions of Division II, Section 1, 2 and 3.

Poured concrete thrust blocks shall be provided to prevent movement of the installation when main pressure is applied.

SPECIAL PROVISIONS – TABLE OF CONTENTS

SCOPE OF WORK 3
COMPLETION DATE 3
PREQUALIFICATION 4
PERMITS AND LICENSURE 4
WAGE RATES 4
WAIVERS OF LIEN 4
INSURANCE COVERAGE 4
PUBLIC CONSTRUCTION ACT, 30 ILCS 557/1 5
PREFERENCE TO VETERANS 5
GUARANTEE 5
WORK HOURS 5
WINTER PAVEMENT TRENCHES 5
PUBLIC AND RESIDENT NOTIFICATION 5
PUBLIC UTILITIES 6
TRAFFIC CONTROL 6
CLEAN CONSTRUCTION OR DEMOLITION DEBRIS (CCDD) REQUIREMENTS PER 35 IAC 1100 7
SAW CUT JOINTS 8
MAINTENANCE OF ROADWAYS, ALLEYS, AND DRIVEWAYS 8
DUST CONTROL 8
CONCRETE WASH OUT AREAS 9
STOCKPILING OF MATERIALS AND END OF DAY CLEAN UP 9
MATERIAL INSPECTION REPORTS 9
VIDEO RECORDING CONSTRUCTION ROUTES 10
AS-BUILT FIELD DRAWINGS 10
EXISTING SIGN RELOCATION 11
MAILBOX RELOCATION 11
PERSONAL PROPERTY DAMAGE 11
WATER USE 11
RUBBER ADJUSTING RINGS 12
SOIL CONDITIONS 12
DEWATERING 12
STORM SEWERS, CLASS A 12
STORM SEWERS, WATER MAIN QUALITY PIPE 12
ABANDON AND FILL EXISTING STORM SEWER 13
REMOVE EXISTING FLARED END SECTION 13
TRENCH BACKFILL 13
STORM SEWER CONNECTION 14
ADJUSTING WATER MAIN, [DIAMETER SPECIFIED] 14
WATER MAIN SERVICE ADJUSTMENT 15
SANITARY SEWER SERVICE ADJUSTMENT 15
RETAINING WALL REMOVAL 15
BRICK PAVER REMOVAL AND REPLACEMENT 15
EXPLORATORY EXCAVATION 16
COMBINATION CURB AND GUTTER REMOVAL AND REPLACEMENT 16
DRIVEWAY PAVEMENT REMOVAL 17
PORTLAND CEMENT CONCRETE DRIVEWAY PAVEMENT, 7 INCH 18

HOT-MIX ASPHALT DRIVEWAY PAVEMENT, 6" 18
PATCHING LIMITATIONS 18
CLASS D PATCHES, 6 INCH 18
GRADING AND SHAPING DITCHES 19
AGGREGATE SHOULDERS, TYPE B (SPECIAL) 19
TOPSOIL FURNISH AND PLACE, 4" 19
SODDING, SPECIAL 20
TEMPORARY EROSION CONTROL SEEDING 21
RESTORATION, SPECIAL 21

VILLAGE OF TINLEY PARK

KIMBERLY HEIGHTS DRAINAGE IMPROVEMENTS – PHASES 1 & 2
PHASE 1: JAMES STREET AND MARK LANE
PHASE 2: BEVERLY AVENUE AND PATRICIA AVENUE

SPECIAL PROVISIONS

The following Special Provisions supplement the "Standard Specifications for Road and Bridge Construction", adopted January 1, 2022; the latest editions of the "Supplemental Specifications and Interim Special Provisions" and the "Illinois Manual on Uniform Traffic Control Devices for Streets and Highways"; the "Manual of Test Procedures for Materials" in effect on the date of the invitation for bids; the "Standard Specifications for Water and Sewer Main Construction in Illinois", latest edition; the General Requirements and Covenants, and the Division II Technical Specifications which apply to and govern the proposed improvement, and in case of conflict with any part, or parts, of said specifications, the said special provisions shall take precedence and shall govern.

However, in all cases, the General Requirements and Covenants of the specifications shall take precedence over the Division 100 General Requirements and Covenants of the Standard Specifications for Road and Bridge Construction and shall govern.

SCOPE OF WORK

This project consists of the removal of the existing culverts and installation of RCP storm sewer in the roadway and parkway as indicated on the plans. This project also includes pavement patching over the trenches, regrading, and restoration of the parkway as shown on the plans.

The quantities called for in this contract indicate the approximate amount of work to be expected. The actual amounts for the various items may vary depending upon actual field conditions. The Village reserves the right to reduce or increase the scope of project quantities and to delete entire line items. It shall be understood and agreed upon that the unit prices for these items shall prevail throughout the period of the contract and that no additional compensation per unit price or otherwise will be allowed for any increase or decrease in the quantities including, but not limited to, decreases due to the deletion of an entire location/section of the improvement. No increase in unit price will be allowed if method of construction changes due to decreased quantity.

COMPLETION DATE

All storm sewer installation and restoration should be completed by June 1, 2024. The contractor shall assume the contract will be awarded on or before August 15, 2023. Any delay in contract award shall subsequently modify the completion date by the equal amount of calendar days as any delay in the award of the contract.

The Contractor will need to coordinate the start date with Darlene Milanowicz, Engineering Project Manager for Tinley Park at (708) 444-5500. The Contractor will also be required to provide to the Village of Tinley Park a construction schedule at the pre-construction meeting that shows the work staging. This schedule or any modifications made to it must be approved by the Village Engineer before any Work can begin.

Liquidated damages for both the completion date and the additional restrictions shall be assessed at the rate of $1,000 per calendar day.

PREQUALIFICATION

The Contractor shall be IDOT prequalified for drainage. A copy of the current IDOT Prequalification shall be submitted with bid. If this information is not supplied or on file, the bid documents shall be withheld. Also, the Contractor shall have sufficient experience, as determined by the Village and its representatives, in the field of municipal underground utility construction to warrant release of the bid documents. The Contractor shall provide such documentation as is deemed necessary upon request. If this information is not satisfactorily completed, the bid documents shall be withheld. The Contractor shall have completed at least a total of 5 municipal utility projects in the last 5 years, of which the total utility work performed by the Contractor represented at least $200,000 of each contract.

PERMITS AND LICENSURE

A permit from the Cook County Department of Transportation and Highways has been obtained for Phase 2. The Contractor shall be responsible for completing all work in accordance with the requirements set forth in those permits including any bonding or insurance requirements, as well as the provisions of this contract. Such costs associated with the County permit shall be considered included in the cost of various items within the Contract.

The Contractor and all subcontractors must be licensed and bonded with the Village of Tinley Park Community Development Department (16250 S. Oak Avenue, 708-444-5100) and also provide proof of insurance, including workman's compensation insurance prior to the commencement of any work. Contractors and subcontractors who begin work that have not been licensed, bonded and provided proof of insurance to the Community Development Department shall cease work and have the cost of any outstanding fees doubled. Monetary penalties may also be applied to the cost of the license.

WAGE RATES

This Contract calls for the construction of a "public work," within the meaning of the Illinois Prevailing Wage Act, 820 ILCS 130/.01 *et seq.* ("the Act"). The Act requires Contractors and Subcontractors to pay laborers, workers and mechanics performing services on Public Works projects no less than the "prevailing rate of wages" (hourly cash wages plus fringe benefits) in the County where the work is performed. For information regarding current prevailing wage rates, please refer to the Illinois Department of Labor's website. All Contractors and Subcontractors rendering services under this Contract must comply with all requirements of the Act, including but not limited to, all wage, notice and record keeping duties.

WAIVERS OF LIEN

The Contractor, and all subcontractors, shall submit waivers of lien to the Owner/Engineer for all work performed for the 30 days prior to the pay request.

INSURANCE COVERAGE

The Contractor's comprehensive general liability insurance required by Article 107.27 of the Standard Specifications shall include as additional insured's the Municipality, the Engineer, and Engineer's Consultants, and all of whom shall be listed by name as additional insured's, and include coverage for the respective officers and employees of all such additional insured's, and shall cover the Contractor's indemnity obligations under Article 107.26 of the Standard Specifications.

In addition to the insurance coverages required by Article 107.27 of the Standard Specifications, the Contractor shall also purchase and maintain umbrella liability coverage in an amount not less than

$3,000,000. Such coverage shall include but not limited to, excess coverage for the Worker's Compensation, Comprehensive General and Automobile Liability policies.

In addition to delivering certificates of insurance in accordance with Article 107.27 of the Standard Specifications, the Contractor shall also deliver to the Municipality, with copies to each additional insured, certificates of insurance which the Contractor is required to purchase and maintain in accordance with Article 107.27 prior to the execution of the contract. The Contractor shall also deliver to the Municipality, with copies to each additional insured, copies of all endorsements to the insurance policies within 30 calendar days after the execution of the contract or prior to final payment, whichever comes first. The Municipality will withhold the third, and subsequent progress payments or final pay request due the Contractor pending the receipt of all required insurance policy endorsements.

PUBLIC CONSTRUCTION ACT, 30 ILCS 557/1

Pursuant to the Home Rule Powers of the Village, Public Construction Act 30 ILCS 557/1 shall not be applicable to this Contract.

PREFERENCE TO VETERANS

Attention is called to assure compliance with Illinois Compiled Statutes Veteran's Preference Act 330 ILCS 55/. "In the employment and appointment to fill positions in the construction, addition to, or alteration of all Public Works undertaken or contracted for by the State, or by any political subdivision thereof, preference shall be given to persons who have been members of the armed forces of allies of armed forces of the United States or who while citizens of the United States, were members of the armed forces of allies on the United States in time of hostilities with a foreign country, and have served under one or more of the following conditions..."

GUARANTEE

All materials and equipment shall be guaranteed for a period of one (1) year from the date of written acceptance by the Owner. Upon receipt of notice from the Owner of failure of any part of the improvements during the guarantee period, replacement of the improvements shall be furnished and installed by the Contractor at no additional cost to the Village of Tinley Park.

WORK HOURS

The following work hours shall be kept unless written permission is received from the Village of Tinley Park. The Contractor may prosecute Work between the hours of 7:00 a.m. and dusk Monday through Friday. Contractor must receive prior written permission for any work on Weekends or Holidays. Any hours of operation specifically applied by any of the permitting agencies will supersede these hours when doing Work at the location covered by the aforementioned permit.

WINTER PAVEMENT TRENCHES

No open pavement trenches shall be allowed over the winter months. Any pavement trenches that are constructed before the winter months shall be properly restored per the CLASS D PATCHES, 6 INCH pay item.

PUBLIC AND RESIDENT NOTIFICATION

If the Contractor is required to shutoff existing utility service (i.e. sanitary, water, power, communications, and gas) for any reason during the course of this project, the Contractor shall provide 24-hour advance written notice to: 1) the Village of Tinley Park of the scheduled work, 2) those residents/businesses with connections to the water or sanitary sections affected by the work

via door hangers, and 3) any other residents that may potentially be adversely affected by the construction operations via door hangers.

If the Contractor is required to impede access to any driveway or property for any reason during the course of this Project, the Contractor shall provide twenty-four (24) hour advance written notice to the affected residents. The notification shall be of a form and method as approved by the Village of Tinley Park.

PUBLIC UTILITIES

There are existing underground and above ground public and private, municipal and non-municipal utilities at the site, such as, but not necessarily limited to electrical and telephone cables including fiber-optic facilities, natural gas pipes, sewers, and water main, etc. All due notifications, vertical/horizontal separations, and other safety precautions required by the Owners/operators of the facilities being crossed shall be observed by the Contractor and/or all sub-Contractors at all times. Any damage caused by the construction to any of the existing facilities on-site shall be promptly repaired to the satisfaction of the Owners/operators of the facility involved, at no additional compensation.

It shall be the Contractor's responsibility to very carefully inspect the site, identify and locate both horizontally and vertically all existing facilities, contact their Owner/operators for their notification, separation, and safety requirements, and follow such requirements very carefully. It shall be the Contractor's responsibility to notify J.U.L.I.E. at least 48 hours prior to excavation to verify locations of all utilities.

The Contractor shall protect and save harmless the Village of Tinley Park and Robinson Engineering, Ltd from any claim(s) of damage resulting from his/her activities at the site or from failing to undertake due and proper safety measures to avoid such damage to any utilities during the construction.

The Contractor shall repair any damage to any of the utilities, caused by his/her work, to the satisfaction of the involved utility and the Village of Tinley Park at no additional compensation. **The cost of compliance with this provision shall be considered included in the cost of the contract and will not be compensated for separately.**

TRAFFIC CONTROL

Traffic Control shall be in accordance with the applicable sections of the Standard Specifications for Road and Bridge Construction, the applicable guidelines contained in the Illinois Manual on Uniform Traffic Control Devices for Streets and Highways, these Special Provisions and any special details and Highway Standards contained herein and in the plans and the Standard Specifications for Traffic Control Items.

Special attention is called to Articles 107.09 and 107.14 and Section 701 of the Standard Specifications for Road and Bridge Construction and the latest versions of the following Highway Standards relating to traffic control:

The Contractor shall contact the Village and Engineer at least 72 hours in advance of beginning work.

STANDARDS:	701001-02	701006-05	701011-04	701301-04
	701311-03	701501-06	701901-08	

DISTRICT ONE DETAILS: TC-10

SPECIAL PROVISIONS: Traffic Control
Maintenance of Roadways, Alleys, and Driveways

The Contractor shall not remove any traffic control or safety devices until the entire job is complete. The Contractor shall obtain, erect, maintain and remove all signs, barricades, flagmen and other traffic control devices as may be necessary for the purpose of regulating, warning or guiding traffic. Placement and maintenance of all traffic control devices shall be in accordance with the applicable parts of Article 107.14 of the Standard Specifications and the Illinois Manual on Uniform Traffic Control Devices for Streets and Highways and the attached special provisions. The Contractor is solely responsible for ensuring all traffic control devices are installed and maintained in accordance with applicable state standards.

The Contractor is hereby advised that notification to all affected residents is his responsibility including the placement of No Parking signs at least 48 hours prior to paving operations. In addition, signage indicating road conditions such as "Bump, "Rough Surface", "Fresh Oil", Dip", etc., as requested by the Village will also be required at no additional expense.

This work will not be paid for separately but shall be included in the unit price bid for the various items.

CLEAN CONSTRUCTION OR DEMOLITION DEBRIS (CCDD) REQUIREMENTS PER 35 IAC 1100
If the Contractor is planning on disposing of uncontaminated soils at an Illinois Environmental Protection Agency (IEPA) permitted CCDD facility or any other facility that requires testing, the work shall be conducted in accordance with the criteria set forth in 35 Illinois Administrative Code (IAC) 1100 as amended on August 27, 2012. The following protocol must be followed:

1. The Contractor must identify in writing the name / location of the Contractor's intended CCDD facility to the Owner (or Engineer) prior to the commencement of any construction activities.
2. The Owner (or Engineer) will contact the Contractor's CCDD facility to identify the laboratory testing or certifications required for disposal acceptance.
3. The Contractor will assist the Owner (or Engineer) in obtaining the sample(s) through the use of the Contractor's equipment. The Contractor shall expose soils at one or more distinct locations as directed by the Owner (or Engineer). The Owner (or Engineer) will determine the number, location and depth of the samples that will need to be collected for characterization of the excess soil that will be generated during the construction project.
4. The Owner (or Engineer) will be responsible for sampling / testing of the soil and preparation of the required certification form. The Contractor will be responsible for the cost of the sampling / testing of the soil and preparation of the required certification form.
5. The samples will be run with standard 5 to 7 working day turnaround time unless a rush is required by the Contractor. If so, the Contractor will be responsible for additional fees associated with fast-tracking the samples.
6. Once the appropriate certifications have been prepared, the Contractor will be responsible for all hauling/disposal of material at the CCDD facility.

The owner will test for the following: VOC's, SVOC's, Pesticides, RCRA 8 total metals and pH. If the Contractor elects to utilize a CCDD facility that requires any additional testing not mentioned above

(including the full MAC list), the Contractor will be responsible for paying all laboratory testing costs above $750.00.

This work will not be paid for separately but shall be included in the unit price bid for the various items.

If any contaminated soil is encountered that requires landfill disposal as a non-special waste, special waste or hazardous waste, it will be paid for per Article 109.04 of the Standard Specifications.

SAW CUT JOINTS

The removal and/or replacement of any driveways, pavement, curb, sidewalk, etc. shall be accomplished by means of a saw cut joint, at the direction of the Village and/or Engineer. **This work shall not be paid for separately but will be included in the unit price bid for the various items.**

MAINTENANCE OF ROADWAYS, ALLEYS, AND DRIVEWAYS

Beginning on the date that the Contractor begins work on this project, he shall assume responsibility for the normal maintenance of all existing roadways, alleys, and driveways within the limits of the improvement. This normal maintenance shall include all repair work deemed necessary by the Engineer but shall not include snow removal operations. Traffic control and protection for this work shall be provided by the Contractor.

Access to driveways and alleys shall be maintained at all times by means of placing temporary aggregate. All driveways and curb and gutter removed shall be replaced within five (5) days of removal. Temporary aggregate will be required to allow residents access for all driveways and alleys that are determined to be removed and replaced. The temporary aggregate used to maintain alleys, and driveways shall not be paid separately but shall be included in the cost of various removal items.

This Work shall not be paid for separately but shall be included in the unit price bid for the various items.

DUST CONTROL

The Contractor shall be responsible for controlling the dust and air-borne dirt generated by his/her construction activities.

The implementation of dust control procedures shall be required if wind and dry soil conditions reduce visibility on adjacent roads and property. Concerns for health and safety to the public using adjacent facilities will be grounds for the implementation of a Dust Control Plan. When circumstances warrant, a specific Dust Control Plan shall be developed. The Contractor and the Village and/or Engineer shall review the nature and extent of dust generating activities and cooperatively develop specific types of control techniques appropriated to that specific situation. Sample techniques that may warrant consideration include such measures as:

1. Minimize track out of soil onto nearby publicly traveled roads.
2. Reduce vehicle speed on unpaved surfaces.
3. Cover haul vehicles.
4. Apply chemical dust suppressants or water to exposed surfaces, particularly to surfaces on which construction vehicles travel.

Dust control measures as indicated in the Dust Control Plan, or as directed by the Village Engineer shall be readily available for use on the project site.

This work will not be paid for separately but shall be included in the unit price bid for the various items.

CONCRETE WASH OUT AREAS

The Contractor shall provide designated wash out facilities for the cleaning of concrete delivery trucks. Under no circumstances shall trucks be permitted to be washed out onto/into any public facility (i.e. street, sewer, parkway, etc.). Any instance of such occurrence shall result in a deduction of $250 per occurrence from any monies due to the Contractor. **The Cost for providing, maintaining, and disposing of designated concrete wash out areas shall not be paid for separately but shall be considered included in the cost of various items.** The location of these areas must be provided in writing to the Village and/or Engineer before the start of Construction.

STOCKPILING OF MATERIALS AND END OF DAY CLEAN UP

Stockpiles shall not impede traffic, parking or access at any time. Any areas disturbed by stockpiles shall be restored to existing conditions and shall be considered incidental to the contract.

At the end of each working day, the Contractor shall provide a steel plate, barricades, warning tape and any other safety measures deemed necessary by the Village/Engineer over the excavated areas so that traffic, parking or access is not impeded during non-working hours. Access to the property shall be maintained at all times. Placement of temporary aggregate in the roadway and in driveway areas disturbed by the construction shall be used until final conditions are met. Street clean up and sweeping is also required at the end of each working day. The cost for materials and traffic control items necessary to meet these requirements shall be included in the cost of the various items.

MATERIAL INSPECTION REPORTS

All materials incorporated in this contract are to be inspected according to the Project Procedures Guidelines (PPG) and the process and frequency of testing under the QC/QA specifications.

The Contractor shall be responsible for QC testing of these materials with the Engineer being notified at least forty-eight (48) hours in advance of the placement of any of these materials. The Local Agency shall be responsible for the QA testing of these materials on the job and at the plant per article 1030 of the Standard Specifications. Please note that the Contractor is required to submit a QC plan to the Engineer for approval per the referenced specifications.

All concrete materials incorporated in this contract are to be inspected according to the Recurring Special Provision, "Quality Control/Quality Assurance of Concrete Mixtures". Please note that the Contractor is required to submit a QC plan to the Engineer for approval per the referenced specifications.

The Contractor shall coordinate his work operations with the Engineer to assure that the testing agencies can provide proper and sufficient notice to schedule their work. Also, all QC documentation is to be submitted to the Engineer, immediately following completion of this project. Five percent (5%) of the final contract amount due the Contractor will be withheld pending receipt of all documentation and approval of the Engineer's Final Payment Estimate by the Village.

VIDEO RECORDING CONSTRUCTION ROUTES

Prior to the start of any construction or excavation, the contractor shall video record the existing conditions in the area of the construction route. The video shall be done on standard color DVD or USB Drive. The contractor shall supply the engineer with two copies of the video prior to starting construction. The video shall include the following:

- Full right-of-way
- Curb condition
- Fire hydrants
- Parkway condition
- Driveway condition
- Fences
- Pavement condition
- Existing manholes
- Trees and landscaped areas

The video recordings shall also supply a continuous audio record of the location (preferably with address), all anticipated problem areas, items, and features for the complete area to be affected by the construction. The video recording shall be made on a DVD or other approved equal, and shall conform to Japan Electronics and Information Technology Industries Association (JEITA) standards. The format of recording and type of media used shall remain the same throughout the project. When the recorded video information is replayed and reviewed, it shall be free of electrical interference.

The audio portion of the composite signal shall be sufficiently free of electrical interference, background noise, and heavy foreign or regional accents to provide an oral report that is clear and complete and easily discernible. The audio portion of the video report shall be recorded by the operating technician on the video as they are being produced and shall include references to the street address and type of construction to be performed at the site as specified in the plans. Audio comments pertaining to special circumstances, which may arise during the excavation, shall also be included. Dubbing the audio information onto the video tract after the video is completed will not be permitted.

Video recordings shall be enclosed in vinyl plastic containers, which shall clearly indicate the date the video was taken, the designated section(s) of construction contained on the DVD or USB Drive, and the label "VILLAGE OF TINLEY PARK KIMBERLY HEIGHTS DRAINAGE IMPROVEMENTS – PHASE 1 & PHASE 2 (Project #21-R0545.01)." One (1) copy of the finished video shall be delivered to the Engineer prior to commencing construction.

The surface condition of excavated areas after final restoration shall be the same or better than the pre-construction site conditions as shown in the video.

The cost of video and log preparation will not be paid for separately but shall be included in the unit price bid for the various items.

AS-BUILT FIELD DRAWINGS

The Contractor will be responsible for providing two copies of red-lined drawings showing field lengths, rim and invert elevations and locations for all water system appurtenances installed as part of this contract including manholes, inlets/catch basins, stubs, and crossing locations. Distances should be given to each utility item from existing visible landmarks (surface or edge of pavement) identified on the design plans for this project. **This work shall not be paid for separately, but shall be included in the unit cost of various items, and retention from final payment due Contractor shall be withheld until these drawings are reviewed and approved by the Village/Engineer.**

EXISTING SIGN RELOCATION

Existing signs that will interfere with construction and/or will be unable to be reinstalled at the existing location shall be relocated in accordance with applicable articles of Section 724 of the Standard Specifications. The Contractor shall removal and store the signs until the time of replacement. Any signs damaged by the contractor shall be replaced at the Contractor's cost. All sign relocations must be coordinated with the Village/Engineer and new locations must be approved by the Village/Engineer.

The cost for materials, equipment, and labor necessary to meet these requirements shall be considered included in the cost of various items.

MAILBOX RELOCATION

Existing mailboxes that may need to be temporarily relocated during construction shall be removed, relocated accordingly, and then placed back in the preconstruction location by the Contractor. The Contractor shall coordinate with the post office prior to moving any mailboxes. Any mailboxes damaged by the contractor shall be replaced at the Contractor's cost.

The cost for materials, equipment, and labor necessary to meet these requirements shall be considered included in the cost of various items.

PERSONAL PROPERTY DAMAGE

Any and all claims of personal property damage caused by the Contractor in the course of performing the work shall be reported to the Village immediately.

Any property damaged in any manner or in any way by the Contractor, in the course of performing the work, shall be repaired to equal or better than the original condition solely at the expense of the Contractor. Under no circumstances shall the Village or Engineer be held responsible for such damages or the repair or payment thereof.

Any and all claims of property damage caused by the Contractor in the course of performing the work shall be corrected immediately and expeditiously so as not to place an undue burden upon the claimant nor upon the Village.

Any irrigation systems, brick pavers, decorative rock, special corner landscaping, mailboxes, decorative lighting etc., within the ROW disturbed during construction **will be the Contractor's responsibility to repair and shall be included in the unit price for the various removal items.**

Contractor is expected to inspect all locations before beginning work and have all material on hand to complete the project. No compensation will be had for inadequate inventory, shipping, trucking or re-stocking of materials.

WATER USE

The Contractor desiring to use water from municipal hydrants will be required to make an application to the Owner, and if the request is granted, shall conform with the ordinances of the municipality, as well as with the rules and regulations of the Water Department, and will be held responsible for all damages to hydrants and water pipe used for the purposes of securing water. Pipe wrenches approved by the Water Department shall be utilized for opening and closing hydrants and other appurtenances.

When additional water from fire hydrants is necessary to avoid delay in normal work procedures, the water shall be conserved and not used unnecessarily. No fire hydrant shall be obstructed in case of a fire in the area served by the hydrant.

The Owner wishes to keep accurate records of the amount of water used for the construction purposes. Any water used on this project shall be metered through meters provided by the Village. The Contractor will not be charged for water use but is required to make cash deposits prior to obtaining meters. The Contractor shall report the total water used to the Water Superintendent at the end of each working day.

RUBBER ADJUSTING RINGS

Both new and or existing storm, sanitary, water and municipal utility structures shall have all adjustments to grade performed with rubber fibrepolyurethane prepolymer composite adjusting rings as approved by the Engineer. **The cost of the adjustment rings shall be included in the cost of various items.**

SOIL CONDITIONS

The Owner assumes no responsibility in regard to the nature of the subsurface conditions which may be encountered during construction. The Bidder must satisfy himself prior to bidding, by such methods as he may prefer, including his own borings with the Owner's consent, as to the nature of the subsurface conditions, including any obstructions, which may be encountered during construction. Failure to make such borings shall not relieve him of the responsibility for carrying out to successful completion the work contemplated by the Project Documents for the price specified in the Bid. No additional compensation shall be allowed for changes in the construction method due to ground conditions that may exist at the time of construction. The Owner assumes no responsibility in regard to the nature of the subsurface conditions which may be encountered during construction.

DEWATERING

This work shall consist of the removal of surface water and ground water as necessary to perform the construction required by the contract in accordance with the specifications and shall include constructing, installing, building and maintaining all necessary temporary water containment facilities, channels and diversions; furnishing, installing, and operating all necessary pumps, piping, and other facilities and equipment; and removing all such temporary works and equipment after their intended function is no longer needed. **This work will not be paid for separately but will be considered included in the cost of various items.**

STORM SEWERS, CLASS A

This work shall be in accordance with Section 550 of the Standard Specifications. All Class A storm sewers shall be Reinforced Concrete Culvert, Storm Drain, and Sewer Pipe (RCCP) as specified on the plans and in Section 1042 of the Standard Specifications.

This work shall be paid for at the contract unit price per FOOT for STORM SEWERS, CLASS A, [SPECIFIED TYPE], [SPECIFIED SIZE] and shall include all excavation, materials, equipment, and labor, etc. required to complete the work as specified herein.

STORM SEWERS, WATER MAIN QUALITY PIPE

This work consists of the installation of storm sewers with water main quality pipe as shown on the plans or as directed by the Engineer. At locations where existing and/or proposed storm sewers

cross the proposed water main, the sewer must be water main quality pipe. The sewer material shall be gasketed reinforced concrete pipe. This work shall be done in accordance with applicable portions of Section 550 and 563 of the Standard Specifications.

Trenches falling within 2' of paved surfaces shall be backfilled in accordance with the special provision for Trench Backfill.

This work shall be paid for at the contract unit price per FOOT for STORM SEWERS, [SPECIFIED TYPE], WATER MAIN QUALITY PIPE, [SPECIFIED SIZE] and shall include all excavation, materials, equipment, and labor, etc. required to complete the work as specified herein.

ABANDON AND FILL EXISTING STORM SEWER

This work shall include all necessary appurtenances to abandon the existing storm sewer and shall consist of, but not limited to, excavation, dewatering, plugging, and filling the existing storm sewer with controlled low strength material (CLSM) in accordance with Section 1019 of the Standard Specifications. Cutting and capping of the existing storm sewer shall not be paid for separately, but shall be included in the cost of this work.

Contractor shall submit CLSM mix design and abandonment procedure to Village for approval prior to abandonment. The work shall be measured and paid for at the contract unit price per FOOT for ABANDON AND FILL EXISTING STORM SEWER, which shall include all excavation, backfill, trench backfill, equipment, material and labor necessary to complete the work.

REMOVE EXISTING FLARED END SECTION

This work shall consist of the removal and disposal of existing storm sewer and culvert end sections. Work shall be in accordance with application portions of Section 501 of the Standard Specifications.

This work shall be paid for at the contract unit price per EACH for REMOVE EXISTING FLARED END SECTION.

TRENCH BACKFILL

All materials used for trench backfill under and within two feet (2') of paved areas, including streets, curbs, sidewalks and driveways shall be per the Trench Backfill Detail shown in the plans and shall meet the requirements of Section 208 of the Standard Specifications except as modified herein. **No recycled material will be allowed for use as trench backfill**.

All trench widths shall be kept to a minimum during construction operations. The Contractor shall take great care during backfilling operations to ensure proper compaction of materials, including areas under unpaved surfaces. All trenches shall be backfilled to the proper subgrade elevation in accordance with Section 208 of the Standard Specifications.

If trench settlement occurs, the Contractor shall, at his own expense, perform all additional work necessary to ensure both proper compaction of the trench and proper safety for motorists and pedestrians. Should trench settlement occur after surface restoration, the Contractor shall, at his own expense, remove the newly constructed pavement, driveway, and/or (by straight saw cut joint) and perform all work required to properly compact the trench and prevent further settling. Restoration of all surfaces disturbed shall be performed and considered incidental to this pay item.

Paved areas to be disturbed during the construction of storm sewers, water mains, structures, and other incidental construction are clearly indicated in the plans. No additional consideration will be given to over-excavation resulting from the use of trench boxes or for any other methods needed to meet safety requirements.

All trench types and backfill requirements may vary based on the depth of cover as well as the pipe material being used. The cost for furnishing, transporting, placing and compacting the trench backfill materials required as a part of this project will be paid for at the contract unit price per CUBIC YARD for TRENCH BACKFILL.

STORM SEWER CONNECTION

This work shall consist of all labor, equipment and materials required to connect existing storm sewers, sump pumps, downspouts, and/or drain tiles to the proposed storm sewer as shown on the plans or as directed by the Village and/or Engineer. Connections shall be at the proposed structures where practical. All openings for the new storm sewer shall be completed by coring the existing storm sewer.

Existing or proposed sewer laterals placed in the new precast storm sewer shall extend through the walls a sufficient distance to allow for connections and the masonry shall be carefully constructed around them so as to prevent leakage along the outer surfaces.

Any and all work required to connect and/or adjust pipe underdrains, drain tiles, and/or downspout pipes encountered in the field shall also be included in this item.

This work shall be paid for at the contract unit price EACH for STORM SEWER CONNECTION.

ADJUSTING WATER MAIN, [DIAMETER SPECIFIED]

This work shall consist of lowering existing water main under or around proposed sewers, sanitary sewer, or water main locations shown on the plans, or as directed by the Engineer, or that is in conflict with the proposed sewer or water main. The Contractor shall field verify all water main crossings prior to adjustment, with the field Engineer present to confirm that the existing water main adjustment is necessary to comply with water and sewer separation requirements in the Standard Specifications for Water and Sewer Main Construction in Illinois. The Contractor shall not adjust the water main unless it is required by the Standard Specifications for Water and Sewer Main Construction in Illinois, and as agreed upon by the Engineer in the field.

The ductile iron pipe shall conform to ANSI Specifications A21.51 or AWWA C151 and be Class 52, with polyethylene encasement. All ductile iron fittings shall conform to the latest ANSI A21.10 and AWWA C110. The ductile iron pipe and fittings shall be cement lined in accordance with ANSI Specifications A21.4 and AWWA Specification C104. The water main shall be provided with Rubber Gasket Joints that shall be in compliance with ANSI A21.11 and AWWA C111. All joints shall be restrained with MEGALUG or equal, with stainless steel nuts and bolts.

Pipe shall be installed in accordance with the manufacturer's specifications and instructions for the type of pipe used and applicable AWWA Standards, such as C600 and C503. All work shall be done in accordance with Section 561 of the Standard Specifications.

Trenches falling under or within two feet (2') of proposed pavement or driveways shall be backfilled in accordance with Section 208.

The cost of this work shall be paid for at the contract unit price bid per FOOT of ADJUSTING WATER MAIN, [SIZE SPECIFIED], and shall include all labor, equipment, materials, appurtenances, fittings, bends, casing pipe, bedding, trench backfill, etc. required for the work as specified herein.

WATER MAIN SERVICE ADJUSTMENT

This work shall consist of lowering or raising existing water services under or around proposed storm sewers at locations shown on the plans or that are in conflict with the proposed storm sewer or according to IEPA requirements.

The pipe material shall be Type K Copper tubing and shall match the size of the existing water service.

The cost of this work shall be paid for the contract unit price bid per EACH for WATER MAIN SERVICE ADJUSTMENT. The price shall be full compensation for all labor, equipment, tools, and materials necessary to complete this item.

SANITARY SEWER SERVICE ADJUSTMENT

This item shall include the adjustments of any sanitary sewer services, as well as any sewer lines, encountered by the construction of the storm sewer. The Contractor shall make every attempt possible to avoid these facilities, and if in the opinion of the Engineer, the facilities are damaged due to carelessness by the Contractor, no compensation will be made for the replacement of same.

If adjustment of certain services is necessary, the work shall be done in a workmanlike fashion, minimizing the downtime of the residents' services, and shall include all necessary labor and materials to properly complete the adjustment. All sanitary services shall be replaced with ductile iron pipe for 10 feet on either side of the water main. Non-shear mission couplings shall be used. This work shall be paid for at the contract unit price per EACH for SANITARY SEWER SERVICE ADJUSTMENT and shall include all labor, material, equipment, pipe, joint materials, bedding, trench backfill, and any other appurtenances necessary required to complete the work as specified herein or on the plans.

RETAINING WALL REMOVAL

This work shall consist of existing retaining wall removal in accordance with Section 501 of the Standard Specifications. The existing wall is a segmental concrete block retaining wall which shall be removed from the site and delivered to the Village or disposed of by the contract per the direction of the engineer.

This work shall be paid for at the contract unit price per FOOT for RETAINING WALL REMOVAL, which price will include all materials, equipment and labor required to complete the work as specified above.

BRICK PAVER REMOVAL AND REPLACEMENT

This work shall be in accordance with applicable portions of IDOT Bureau of Local Roads and Streets Special Provision for Paving Brick and Concrete Paver Pavements and Sidewalks revised 1-1-2009 (Checksheet #LRS14). The brick pavers that interfere with the proposed storm sewer removal shown on the plan shall be removed up to the limits established by the Engineer and same bricks reinstalled after the storm sewer has been removed. Any leftover bricks shall be salvaged and shall be delivered to the homeowner.

A sub-base granular material base course shall be prepared to a depth of 2" and compacted, and in accordance with Section 311 of the Standard Specifications.

Sand shall be spread over granular base as a setting bed for pavers. Sand shall be spread 2" thick and leveled to required slope and grade. Minimum thickness of sand shall be 1" after leveling. Bed shall not be compacted until pavers are installed. Surface tolerance shall be within ¼" of required grade as measured with a 10' straightedge in both transverse and longitudinal directions.

The setting bed shall be protected from damage prior to setting pavers. Unit pavers shall be set on sand setting bed. Setting shall be done by competent workmen under adequate supervision, and in accordance with manufacturer's recommendations. Pavers shall be set true to the required lines and grades in a pattern that was the same as the existing condition. Pavers shall be tightly butted. Joints between pavers shall be uniform and shall not exceed 1/8". There shall be no raised edges, either pavers or materials adjacent to pavers, that could allow someone to trip. The tolerance for such edges shall be 0" – 1/8" maximum in range. After a sufficient area of pavers has been installed, the pavers shall be compacted by running a mechanical vibratory compactor over the paved surface until the pavers are uniformly leveled, true to grade, and totally immobilized. Where required, pavers shall be accurately cut with a masonry or concrete saw. Cut edges shall be plumb and straight. Scoring and breaking shall not be acceptable. Joints between pavers shall be filled by sweeping sharp sand into the joints. When joints are filled, paver surfaces shall be swept clean of sand.

Upon removal of the paver bricks, the contractor shall store the bricks at a secure location until the bricks are reinstalled. The removal of the existing paver bricks, resetting of the same paver bricks, sub-base and sand materials and installation, excavation, and related work shall be paid for at the unit price per SQUARE FOOT for BRICK PAVER REMOVAL AND REPLACEMENT.

EXPLORATORY EXCAVATION

As deemed necessary and approved by the Village/Engineer or at the request of the Village/Engineer, the Contractor shall conduct exploratory excavations. This work shall comply with the requirements set forth in Section 1-2.06 of Division II – Technical Specifications: Excavation and Clean-Up.

At the request of the Engineer, the Contractor shall conduct additional exploratory excavations. This shall not include excavations normally needed for the installation of the watermain pipe or services such as potholing dry utilities, excavating for points of connection, or locating water services as shown on the plans. Those items shall be considered incidental to attributable line items. The intent of this work is to be required only when existing watermain or service lines are not in the general area as indicated on the plans per the water atlas.

It is anticipated that this work will consist of providing an excavator with operator, foreman and laborer to provide for the excavation. Restoration will be paid separately. The Contractor shall be paid for at the contract unit price per EACH for EXPLORATORY EXCAVATION only when directed by the Engineer. One EXPLORATORY EXCAVATION will be paid for every ONE (1) hour of actual time spent.

COMBINATION CURB AND GUTTER REMOVAL AND REPLACEMENT

This item shall consist of the replacement of combination concrete curb and gutter **in kind** with abutting curb and gutter regardless of shapes and sizes, in accordance with Sections 606 and 440 of the Standard Specifications at locations as designated by the Engineer. The combination curb and

gutter shall have a minimum bedding of four inches of CA-6, which shall be included in the cost of the pay item. Aggregate bedding shall be compacted before curb is poured. The curb trench shall be clear of water and debris before concrete is poured. The cost of dewatering shall be considered incidental.

If sod cannot be placed behind the curbs once the curb is poured and cured because it is outside the planting limitations approved by IDOT, topsoil must be placed in these gaps within 14 days of the curb being poured. Contractor shall place TEMPORARY EROSION CONTROL SEEDING if sod can't be placed within the same 14-day period of the curb being poured. **If this topsoil and temporary seeding is not placed, the Contractor will be charged $500 per day after day 14 in liquidated damages.** In addition, if the Village has to undertake this work, the Contractor will be responsible for the cost to the Village to procure the work and this amount will be withheld from any amount due the Contractor by the Village. Topsoil will be paid for at the contract price for TOPSOIL, FURNISH AND PLACE, 4". All debris shall be removed from behind the curb before topsoil is placed behind curb.

All driveways, carriage walks and sidewalks behind the curb shall be restored to their original condition with like material. The surfaces shall be removed by full depth sawed joints and one-half inch (1/2") preformed joint filler shall be used between new concrete and existing concrete; where concrete driveways, walks, etc. meet curbs; and between the curb and all steel castings. Where curb and gutter is removed at driveway location, access to the property shall be maintained with temporary aggregate. When replacing curb near an inlet, all curbs must be drilled and dowelled using number 6 smooth rods and expansion material.

All existing pavement removed due to the removal and replacement of combination concrete curb and gutter or concrete curb shall be replaced with concrete which shall be properly compacted during placement. Saw cutting shall be required as directed by the Engineer to secure a straight joint and shall be paid for in the combination curb and gutter removal item. The replacement of the pavement shall be paid for in the respective CLASS B PATCHES, 8 INCH items. The material, any temporary aggregate, CA-6 bedding, rods, required expansion material and any labor and incidentals for a complete job shall be paid for at the contract unit price bid per FOOT of COMBINATION CURB AND GUTTER REMOVAL and per FOOT of COMBINATION CONCRETE CURB AND GUTTER, TYPE B-6.12.

DRIVEWAY PAVEMENT REMOVAL

Where existing driveways are to be removed as shown on the plans or as directed by the Engineer, they shall be removed to a straight sawed joint. The saw cutting will be considered incidental to the driveway removal. The removal shall include whatever depth is necessary to achieve the desired replacement thickness.

This work shall include removal and disposal of the existing concrete driveway as shown on the plans or as directed by the Engineer. All work shall be in accordance with Section 440 of the Standard Specifications. Driveways shall be removed between joints. Saw cutting of the joints prior to removal will be required so as not to damage any adjacent concrete during removal. Driveway removal shall be paid for at the contract unit price bid per SQUARE YARD for DRIVEWAY PAVEMENT REMOVAL.

Access to the property shall be maintained at all times by placement of Aggregate for Driveway Maintenance in driveway areas disturbed by the construction and is incidental to the contract. The Contractor shall periodically monitor the condition of temporary driveways to ensure that a safe access to the property exists, adding additional aggregate material when necessary.

The cost for this work including all labor and equipment required for the removal of the driveway will be paid for at the contract unit price per SQUARE YARD for DRIVEWAY PAVEMENT REMOVAL.

PORTLAND CEMENT CONCRETE DRIVEWAY PAVEMENT, 7 INCH

Where existing concrete driveways are to be removed as shown on the plans or as directed by the Engineer, they shall be removed to a straight sawed joint and the removed driveway restored with a minimum of seven inches (7") of P. C. Concrete and 4 inch Aggregate Base, Type B. This work shall be done in conformance with Sections 440 and 423 of the Standard Specifications.

The cost for this work including Portland Cement Concrete, aggregate base course, equipment, labor, and any excavation required for the construction of the driveway will be paid for at the contract unit price per SQUARE YARD for PORTLAND CEMENT CONCRETE DRIVEWAY PAVEMENT, 7 INCH.

HOT-MIX ASPHALT DRIVEWAY PAVEMENT, 6"

Where existing asphalt driveways or parkways are to be removed, they shall be removed to a straight sawed joint and restored with a minimum of six inch (6") aggregate base, Type B, an application on the aggregate base of Bituminous Materials (Prime Coat) at a rate of 0.25 pounds per square foot, four inches (4") of Hot-Mix Asphalt Binder Course, IL 19.0, N50, then an application of Bituminous Materials (Tack Coat) at a rate of 0.025 pounds per square foot and two inches (2") Hot-Mix Asphalt Surface Course, Mix D, N50.

The cost for Hot-Mix Asphalt Binder and Surface Courses, prime coat, tack coat, and aggregate base will be paid for at the contract unit price bid per SQUARE YARD of HOT-MIX ASPHALT DRIVEWAY PAVEMENT, 6". The cost for saw cutting, any additional excavation, and removal of the existing driveway pavement (regardless of the depth needed to obtain the required thickness) will be paid for at the contract unit price bid per SQUARE YARD of DRIVEWAY PAVEMENT REMOVAL.

Access to all properties shall be maintained throughout the duration of construction by means of temporary aggregate accordance with Articles 107.09 and 402.10 and shall be incidental to the various removal items.

All grassed areas disturbed by the removal and replacement of this item shall be restored in accordance with the TOPSOIL FURNISH AND PLACE, 4" and SODDING, SPECIAL specified elsewhere in these special provisions and paid for through those items.

PATCHING LIMITATIONS

It is hereby understood and agreed that no pavement patching will be permitted after Friday at 3:00 PM of each and every week and no holes will be allowed to remain open overnight or over the weekend.

CLASS D PATCHES, 6 INCH

This item shall consist of the removal of the existing asphalt pavement, the necessary excavation of any aggregate material (temporary or existing), and the replacement of pavement with Class D patches six inches (6") thick in accordance with applicable articles in Sections 406, 440 and 442 of the Standard Specifications, except as modified herein, at locations shown on the plans or directed by the Engineer. Article 442.01 shall be modified to not include any reference to type classifications for patching.

Saw cutting the existing asphalt surface, any additional aggregate base required outside the width of the storm sewer trench, preparation of base, and the application of the prime coat and tack coat in accordance with Section 406 shall be considered included in this pay item.

The replacement patch shall consist of four inches (4") of Hot-Mix Asphalt Binder Course, IL-19.0, N50 and two inches (2") of Hot-Mix Asphalt Surface Course, Mix "D", IL-9.5, N50 installed to the existing street surface elevation.

Where pavement is removed that will temporarily impede traffic on any of the roadways or at driveway locations, one-way traffic and access to the property shall be maintained with temporary aggregate in accordance with MAINTENANCE OF ROADWAYS, ALLEYS AND DRIVEWAYS.

The cost for furnishing and placing trench backfill material for the storm sewer trench will be paid for at the contract unit price per CUBIC YARD for TRENCH BACKFILL.

Class D Patches shall be measured in place and the areas computed in square yards. The area measured shall be the actual areas required as ordered by the Engineer. If additional asphalt is removed or damaged due to the negligence on the part of the Contractor, the additional quantities shall not be measured for payment, but shall be done at the Contractor's expense.

This work shall be measured in place and paid for at the contract unit price per SQUARE YARD for CLASS D PATCHES, 6 INCH. Said unit price will include all materials, equipment and labor required to complete the work as specified above.

GRADING AND SHAPING DITCHES

This work shall consist of grading and shaping of ditches along all areas of construction to establish shallow swales in the parkway directing drainage to the new structures. This work shall follow proposed grades shown on the Grading Plan as directed by the Engineer. All work shall be done in accordance with the applicable portions of Section 214 of the Standard Specifications for Road and Bridge Construction. The work shall include the removal of all surplus material from the project area and disposal according to Section 202.03.

This work will be paid for at the Contract unit price per FOOT for GRADING AND SHAPING DITCHES, and will include all materials, equipment, and labor required to complete the work as specified above.

AGGREGATE SHOULDERS, TYPE B (SPECIAL)

This work shall consist of removal and replacement of the existing aggregate shoulder section in accordance with the applicable sections of Article 481 of the Standard Specifications for Road and Bridge Construction at locations as directed by the Engineer in the field. The aggregate shoulder shall be placed six inches (6") in depth and eighteen (18") in width. Any removal of material or earth excavation necessary to place the six-inch (6") aggregate shoulder shall be included in the cost of this item. The use of RAP will not be allowed for aggregate shoulders. This work shall be paid for at the contract unit price per TON for AGGREGATE SHOULDERS, TYPE B (SPECIAL).

TOPSOIL FURNISH AND PLACE, 4"

This work shall consist of the furnishing and placing of four inches (4") of pulverized topsoil. All work shall be done in accordance with Sections 211 of the Standard Specifications with the exception the timeframe. All topsoil must be placed within 14 days in all disturbed areas following construction regardless of the schedule for the sod replacement. If this topsoil is not placed the

Contractor will be charged $500 per day after day 14 in liquidated damages. In addition, if the Village must undertake this work, the Contractor will be responsible for the cost to the Village to procure the work and this amount will be withheld from any amount due the Contractor by the Village.

This work, including the topsoil, pulverizing, etc. shall be paid for at the contract unit price per SQUARE YARD for TOPSOIL FURNISH AND PLACE, 4".

SODDING, SPECIAL

A Professional Landscaping Company, approved by the Engineer prior to the start of work, must perform all permanent restoration procedures. This work shall be in accordance with Sections 211 and 252 of the Standard Specifications except as modified herein.

Article 252.07 is revised to read:

252.07 Staking Sod. The sod shall be staked on all slopes of 1:4 (V:H) or steeper. Sod shall be staked with not less than four stakes per sq yd (sq m) with at least one stake per piece of sod. Stakes shall be a minimum of 6 in. (150 mm) long. Stakes shall be installed so that they hold the sod firmly in place yet present no danger to pedestrians or mowing crews. The type of stake and the method of installation shall meet the approval of the Engineer. Where sod is to be placed along ditches with a running grade in excess of 5%, sod shall be staked regardless of the side slopes of the ditch at the direction of the Engineer.

Sodding limits are required to be approved by the Engineer. Existing areas not disturbed by construction that are in good condition as determined by the Engineer shall not be removed. These areas shall remain in place and new sod planted adjacent to it.

All construction debris shall be removed before topsoil and sod are placed.

A minimum four inches (4") of topsoil must be used to restore lawn areas disturbed by construction. The quality of the delivered topsoil shall be certified per IDOT specification 1081.05 (a). Removal of existing soils required to place the 4" of topsoil shall be considered included in the cost of this pay item.

Sod: Use top quality, 12 to 18-month-old bluegrass sod consisting of a minimum of 3 varieties of Bluegrass evenly blended, such as Adelphi, Rugby, Glade, Parade or equivalent. Sod shall be ¾-inch thick and 18 inches wide (minimum) with each piece being of uniform size and thickness for proper installation.

Sod shall be properly moist at the time of cutting and shall be laid within 24 hours of cutting to prevent excessive heat buildup. **The minimum width of restoration shall be 18".** Lay sod with ends staggered by a minimum of 1-foot. Adjust the sod so seams are firmly butted together and curled edges are laid flat. Water thoroughly until subsoil is wet and whenever sod shows signs of drying or wilting. Sprinklers or nozzle hoses are acceptable. Continue watering until the project is accepted. Watering shall be in accordance with Section 252. Fertilize immediately prior to placement. Fertilizer shall be in accordance with article 252.03 and shall be applied via mechanical spreader. Sod operations shall be repeated until a satisfactory uniform stand of grass is obtained as determined by the Engineer.

A well-made lawn is desired and the Contractor must perform the Work in accordance with the best lawn making practice. **In the absence of rain, all sodded areas must be watered thoroughly.**

The Contractor must supply a watering truck at no additional cost to the Contract. Contractor shall furnish all hoses, meters, back flow preventers, and any other connections necessary to perform watering needs. The direct use of Tinley Park Hydrants shall not be permitted for acquiring water for watering the restoration. Water must be obtained at the hydrant at Public Works Annex and Garage located at 7980 W. 183rd Street and shall be coordinated through the Village Public Works Department.

This work shall be paid for at the contract unit price, per SQUARE YARD, for SODDING, SPECIAL, which price shall include all labor, material and equipment to perform the work specified above.

TEMPORARY EROSION CONTROL SEEDING

All work shall be in accordance with Section 280 of the Standard Specifications. This pay item shall be used at the direction of the Engineer and/or Village if grading work is completed before sod can be laid.

This work shall be paid for at the contract unit price, per POUND, for TEMPORARY EROSION CONTROL SEEDING, which price shall include all labor, material and equipment to perform the work specified above.

RESTORATION, SPECIAL

At the locations shown on the plans or as determined necessary by the Village and/or Engineer in the field, restoration including special landscaping items (e.g. mulch, landscaping fabric, railroad ties, lava rock, landscaping stone, landscaping accessories...etc.) will be required at specific locations where storm sewers and structures are being placed or removed. Special care to minimize the amount of disturbance is required. The intent of the restoration is for the Contractor to replace whatever existing materials are disturbed during the removal of these items. Existing materials can be reused at the discretion of the Village and/or Engineer. The condition of the restoration shall be that of the existing conditions or better.

This pay item shall be used to properly restore all landscaping at 16310 Mark Lane and any other locations as directed by the Village and/or Engineer.

This work, including all materials and labor for each location shall be paid for at the contract unit price per EACH for RESTORATION, SPECIAL.

VILLAGE *of* TINLEY PARK ILLINOIS

KIMBERLY HEIGHTS
DRAINAGE IMPROVEMENTS - PHASE 1 & PHASE 2

Tinley Park ILLINOIS
Life Amplified

LEGEND

- EXISTING POWER POLE
- EXISTING POWER POLE W/LIGHT
- EXISTING POWER POLE ANCHOR
- EXISTING BUFFALO BOX
- EXISTING FIRE HYDRANT
- EXISTING VALVE
- EXISTING MANHOLE
- EXISTING CATCH BASIN
- EXISTING INLET
- EXISTING SIGN
- EXISTING STEEL POST/BOLLARD
- EXISTING DECIDUOUS TREE
- R.O.W. EXISTING RIGHT OF WAY
- EXISTING MAJOR CONTOUR
- EXISTING MINOR CONTOUR
- EXISTING CURB & GUTTER
- EXISTING AGGREGATE STONE
- EXISTING TREE LINE/BUSH LINE
- EXISTING FENCE
- EXISTING SANITARY SEWER
- EXISTING STORM SEWER
- EXISTING WATER MAIN (SIZE NOT SPECIFIED)
- EXISTING GAS MAIN (SIZE NOT SPECIFIED)
- EXISTING BURIED ELECTRIC LINE
- EXISTING BURIED CABLE TELEVISION LINE
- EXISTING BURIED TELEPHONE LINE
- CLASS B PATCHES, TYPE II, 8 INCH
- CLASS D PATCHES, 6 INCH
- DRIVEWAY PAVEMENT REMOVAL AND HOT-MIX ASPHALT DRIVEWAY PAVEMENT, 6 INCH
- DRIVEWAY PAVEMENT REMOVAL AND PORTLAND CEMENT CONCRETE DRIVEWAY PAVEMENT, 7 INCH
- STORM SEWER REMOVAL
- COMBINATION CURB AND GUTTER REMOVAL AND COMBINATION CONCRETE CURB AND GUTTER, TYPE B-6.12
- PROPOSED STORM SEWER
- PROPOSED CATCH BASIN
- PROPOSED MANHOLE
- 700.00 (EX) EXISTING ELEVATION
- 700.00 PROPOSED ELEVATION

BENCH MARK:

BENCH MARK #200
SPIKENAIL SET WEST FACE OF WOODEN LIGHT POLE AT THE SOUTHEAST INTERSECTION OF JAMES STREET AND LESLIE ANN DRIVE.
ELEVATION=710.96

BENCH MARK #204
CROSS SET ON TOP OF NORTHEAST BOLT OF HYDRANT FLANGE – EAST SIDE OF MARK LANE – OPPOSITE OF RESIDENCE #16331.
ELEVATION=723.67

BENCH MARK #205
SPIKENAIL FOUND WEST FACE OF POWER POLE – EAST SIDE OF MARK LANE – BETWEEN RESIDENCE #16431 AND RESIDENCE #16441.
ELEVATION=728.38

BENCH MARK:

BENCH MARK #207
SPIKENAIL SET NORTH FACE OF WOODEN LIGHT POLE – SOUTH SIDE KIMBERLY DRIVE – BETWEEN RESIDENCE #6201 AND WEST DRIVE TO KIMBERLY HEIGHTS ELEMENTARY SCHOOL.
ELEVATION=714.46

BENCH MARK #208
CROSS SET ON TOP OF NORTHWEST BOLT ON HYDRANT FLANGE AT THE NORTHWEST INTERSECTION OF KIMBERLY DRIVE AND BEVERLY AVENUE – WATEROUS 1999.
ELEVATION=723.37

Call Before You Dig
JULIE ILLINOIS ONE-CALL SYSTEM
JOINT UTILITY LOCATING INFORMATION FOR EXCAVATORS
48 hours before you dig (EXCLUDING SAT., SUN. & HOL.)
811
Call: 811 OR 1-800-892-0123

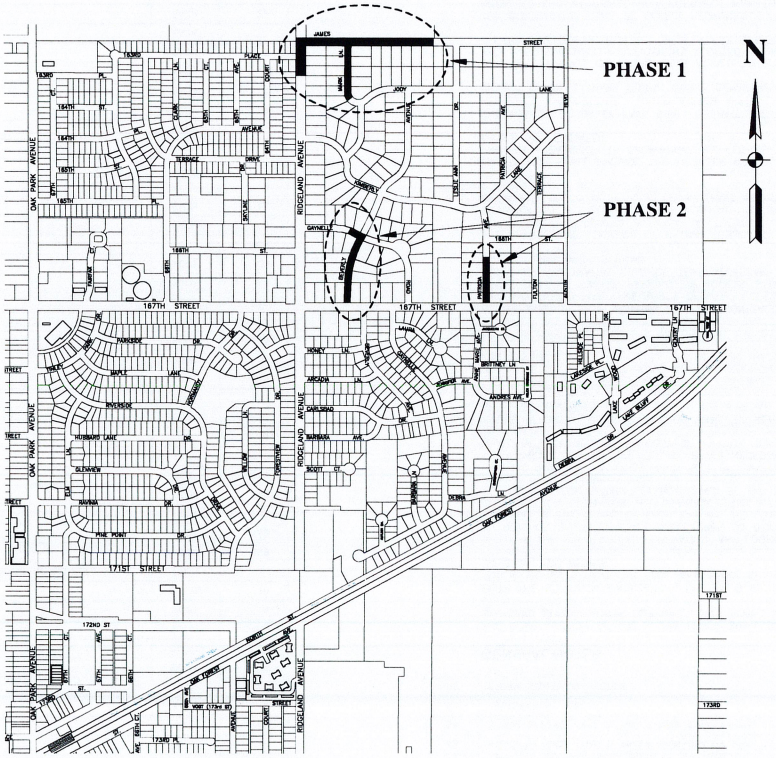

LOCATION MAP

- INDICATES PROPOSED IMPROVEMENT

INDEX OF SHEETS

1. COVER SHEET
2. SUMMARY OF QUANTITIES & GENERAL NOTES
3.-5. REMOVAL PLAN - PHASE 1
6.-8. REMOVAL PLAN - PHASE 2
9.-13. DRAINAGE AND UTILITIES - PHASE 1
14.-17. DRAINAGE AND UTILITIES - PHASE 2
18.-22. GRADING AND EROSION CONTROL - PHASE 1
23.-27. GRADING AND EROSION CONTROL - PHASE 2
28.-32. CONSTRUCTION DETAILS

PREPARED BY OR UNDER THE DIRECT SUPERVISION OF:

05/10/23

VAN CALOMBARIS 62-50084 REGISTERED PROFESSIONAL ENGINEER STATE OF ILLINOIS
LICENSE EXPIRES: 11/30/23

PREPARED BY:

Robinson ENGINEERING

© COPYRIGHT 2023
ILLINOIS DESIGN FIRM REGISTRATION NO. 184001128.

PROJECT NO. 21-R0545.01 & 21-R0545.02

SHEET NO. 1 OF 32

21R0545_02-COVR-01 - C01

NO.	ITEM DESCRIPTION	UNIT	TOTAL
1	TREE REMOVAL, ACRES	ACRE	0.01
2	TREE ROOT PRUNING	EACH	37
3	TREE PRUNING (1 TO 10 INCH DIAMETER)	EACH	11
4	TREE PRUNING (OVER 10 INCH DIAMETER)	EACH	26
5	TRENCH BACKFILL	CU YD	1275
6	GRADING AND SHAPING DITCHES	FOOT	4100
7	SEEDING, CLASS 2A	ACRE	0.01
8	EROSION CONTROL BLANKET	SQ YD	30
9	TEMPORARY DITCH CHECKS	FOOT	260
10	INLET AND PIPE PROTECTION	EACH	5
11	INLET FILTERS	EACH	54
12	STONE RIPRAP, CLASS A3	SQ YD	25
13	PORTLAND CEMENT CONCRETE DRIVEWAY PAVEMENT, 7 INCH	SQ YD	190
14	DRIVEWAY PAVEMENT REMOVAL	SQ YD	1480
15	COMBINATION CURB AND GUTTER REMOVAL	FOOT	10
16	CLASS B PATCHES, TYPE II, 8 INCH	SQ YD	10
17	PRECAST REINFORCED CONCRETE FLARED END SECTIONS – ELLIPTICAL, EQUIVALENT ROUND–SIZE 24"	EACH	1
18	STORM SEWERS, CLASS A, TYPE 1 12"	FOOT	399
19	STORM SEWERS, CLASS A, TYPE 1 15"	FOOT	162
20	STORM SEWERS, CLASS A, TYPE 1 18"	FOOT	138
21	STORM SEWERS, CLASS A, TYPE 1 24"	FOOT	140
22	STORM SEWERS, CLASS A, TYPE 2 12"	FOOT	379
23	STORM SEWERS, CLASS A, TYPE 2 15"	FOOT	1317
24	STORM SEWERS, CLASS A, TYPE 2 18"	FOOT	89
25	STORM SEWERS, CLASS A, TYPE 2 24"	FOOT	250
26	STORM SEWERS, CLASS A, TYPE 1 EQUIVALENT ROUND–SIZE 18"	FOOT	122
27	STORM SEWERS, CLASS A, TYPE 1 EQUIVALENT ROUND–SIZE 24"	FOOT	49
28	STORM SEWER REMOVAL 8"	FOOT	21
29	STORM SEWER REMOVAL 10"	FOOT	263
30	STORM SEWER REMOVAL 12"	FOOT	827
31	STORM SEWER REMOVAL 15"	FOOT	516
32	STORM SEWER REMOVAL 18"	FOOT	24
33	ABANDON AND FILL EXISTING STORM SEWER	FOOT	31
34	ADJUSTING WATER MAIN 6"	FOOT	168
35	CATCH BASINS, TYPE A, 4'–DIAMETER, TYPE 1 FRAME, OPEN LID	EACH	1
36	CATCH BASINS, TYPE A, 4'–DIAMETER, TYPE 8 GRATE	EACH	12
37	CATCH BASINS, TYPE A, 5'–DIAMETER, TYPE 1 FRAME, CLOSED LID	EACH	1
38	CATCH BASINS, TYPE A, 5'–DIAMETER, TYPE 8 GRATE	EACH	1
39	MANHOLES, TYPE A, 4'–DIAMETER, TYPE 1 FRAME, CLOSED LID	EACH	1
40	MANHOLES, TYPE A, 4'–DIAMETER, TYPE 8 GRATE	EACH	5
41	MANHOLES, TYPE A, 5'–DIAMETER, TYPE 1 FRAME, CLOSED LID	EACH	6
42	MANHOLES, TYPE A, 5'–DIAMETER, TYPE 8 GRATE	EACH	7
43	MANHOLES, TYPE A, 6'–DIAMETER, TYPE 1 FRAME, CLOSED LID	EACH	4
44	MANHOLES, TYPE A, 6'–DIAMETER, TYPE 8 GRATE	EACH	2
45	MANHOLES, TYPE A, 7'–DIAMETER, TYPE 1 FRAME, CLOSED LID	EACH	1
46	INLETS, TYPE A, TYPE 8 GRATE	EACH	22
47	REMOVING CATCH BASINS	EACH	3
48	REMOVING INLETS	EACH	1
49	REMOVE EXISTING FLARED END SECTION	EACH	5
50	COMBINATION CONCRETE CURB AND GUTTER, TYPE B–6.12	FOOT	10
51	WATER MAIN SERVICE ADJUSTMENT	EACH	16
52	SANITARY SEWER SERVICE ADJUSTMENT	EACH	3
53	EXPLORATORY EXCAVATION	EACH	10
54	CLASS D PATCHES, 6 INCH	SQ YD	1550
55	RETAINING WALL REMOVAL	FOOT	20

NO.	ITEM DESCRIPTION	UNIT	TOTAL
56	BRICK PAVER REMOVAL AND REPLACEMENT	SQ FT	80
57	TOPSOIL FURNISH AND PLACE, 4"	SQ YD	9100
58	SODDING, SPECIAL	SQ YD	9100
59	TEMPORARY EROSION CONTROL SEEDING	POUND	185
60	AGGREGATE SHOULDERS, TYPE B (SPECIAL)	TON	40
61	HOT–MIX ASPHALT DRIVEWAY PAVEMENT, 6"	SQ YD	1290
62	STORM SEWERS, TYPE 1, WATER MAIN QUALITY PIPE, 12"	FOOT	567
63	STORM SEWERS, TYPE 1, WATER MAIN QUALITY PIPE, 15"	FOOT	32
64	STORM SEWERS, TYPE 2, WATER MAIN QUALITY PIPE, 12"	FOOT	281
65	RESTORATION, SPECIAL	EACH	1
66	STORM SEWER CONNECTION	EACH	5

GENERAL NOTES

THE CONSTRUCTION OF THE STORM SEWER SHALL BE PERFORMED ACCORDING TO THE LATEST EDITION OF THE STANDARD SPECIFICATIONS FOR WATER AND SEWER MAIN CONSTRUCTION IN ILLINOIS.

BOTH THE ROBINSON ENGINEERING, LTD. FIELD OFFICE (708–331–6700) AND **THE VILLAGE OF TINLEY PARK** PUBLIC WORKS DEPARTMENT (708–444–5500) SHALL BE NOTIFIED TWO (2) WORKING DAYS BEFORE CONSTRUCTION BEGINS.

WHEN IN THE CONSTRUCTION OPERATION, ANY LOOSE MATERIAL DEPOSITED IN THE FLOW LINE OF DITCHES, GUTTERS OR OTHER DRAINAGE STRUCTURES SO THAT THE NATURAL FLOW OF WATER IS OBSTRUCTED SHALL BE REMOVED AT THE CLOSE OF EACH DAY BY THE CONTRACTOR AT HIS EXPENSE. AT THE CONCLUSION OF THE CONSTRUCTION OPERATION, ALL DRAINAGE STRUCTURES SHALL BE FREE FROM ALL DEBRIS. THIS WORK SHALL NOT BE PAID FOR SEPARATELY BUT SHALL BE INCLUDED IN THE COST OF VARIOUS ITEMS WITHIN THE CONTRACT.

EXISTING DRAINAGE FACILITIES SHALL NOT BE UNNECESSARILY DISTURBED. THE CONTRACTOR SHALL PROVIDE TEMPORARY DRAINAGE FACILITIES WHEREVER NECESSARY TO MAINTAIN EXISTING DRAINAGE OUTLETS. THIS WORK SHALL BE INCLUDED IN THE COST OF VARIOUS ITEMS WITHIN THE CONTRACT.

AREAS DISTURBED BY CONSTRUCTION SHALL BE KEPT TO A MINIMUM. ALL AREAS DISTURBED UNNECESSARILY SHALL BE RESTORED AS REQUIRED IN THE SPECIAL PROVISIONS AT THE CONTRACTOR'S EXPENSE.

THE REMOVAL AND/OR REPLACEMENT OF DRIVEWAYS, PAVEMENT, CURB, SIDEWALK, ETC., SHALL BE ACCOMPLISHED BY MEANS OF A SAW CUT JOINT, AT THE DIRECTION OF THE ENGINEER. THE SAW CUTS SHALL NOT BE PAID FOR SEPARATELY, BUT SHALL BE INCLUDED IN THE UNIT PRICE BID FOR THE VARIOUS ITEMS.

COST OF TREE PROTECTION IS INCLUDED IN THE COST OF VARIOUS ITEMS WITHIN THE CONTRACT.

AT THE END OF EACH WORKING DAY, THE CONTRACTOR SHALL PROVIDE STEEL PLATE BARRICADES, WARNING TAPE AND ANY OTHER SAFETY MEASURES DEEMED NECESSARY BY THE VILLAGE/ENGINEER TO COVER THE EXCAVATED AREAS SO THAT TRAFFIC, PARKING, OR ACCESS IS NOT IMPEDED DURING NON–WORKING HOURS. THE COST FOR MATERIALS AND TRAFFIC CONTROL ITEMS NECESSARY TO MEET THESE REQUIREMENTS SHALL BE INCLUDED IN THE COST OF THE VARIOUS ITEMS.

THE APPROXIMATE LOCATION OF KNOWN PUBLIC UTILITIES ARE PROVIDED FOR THE CONTRACTOR'S USE, AND ARE BASED UPON INFORMATION AVAILABLE AT THE TIME OF THE ADVERTISEMENT FOR BIDS. THE OWNER AND ENGINEER DO NOT GUARANTEE THE ACCURACY OF UTILITIES INFORMATION. IT SHALL BE THE CONTRACTOR'S RESPONSIBILITY TO NOTIFY J.U.L.I.E. AT LEAST 48 HOURS PRIOR TO EXCAVATION TO VERIFY LOCATIONS OF ALL UTILITIES.

CONTRACTOR SHALL PROVIDE THE ENGINEER WITH A VIDEO DETAILING ALL SURFACE CONDITIONS WITHIN THE PROJECT AREA PRIOR TO EXCAVATION. ALL RESTORATION SHALL BE COMPLETED TO THE SATISFACTION OF THE OWNER AND ENGINEER.

THE VILLAGE OF TINLEY PARK SHALL OPERATE THE OPENING OR CLOSING OF ALL WATER VALVES, FIRE HYDRANTS, AND/OR OTHER WATER SYSTEM APPURTENANCES. PROVIDE 48 HOURS ADVANCE NOTICE TO THE VILLAGE OF TINLEY PARK PUBLIC WORKS DEPARTMENT (708–444–5500).

CONTRACTOR SHALL BE RESPONSIBLE AT ALL TIMES FOR TRAFFIC CONTROL AND PROTECTION IN ACCORDANCE WITH IDOT STANDARD SPECIFICATIONS ADOPTED JANUARY 1, 2022, THE LATEST EDITION OF THE ILLINOIS MANUAL ON UNIFORM TRAFFIC CONTROL DEVICES FOR STREETS AND HIGHWAYS, AND THE SPECIAL PROVISIONS.

THE CONTRACTOR SHALL BE SOLELY RESPONSIBLE FOR ENSURING THAT ALL TRAFFIC CONTROL DEVICES ARE INSTALLED AND MAINTAINED IN ACCORDANCE WITH THE APPLICABLE STANDARDS.

THE TOP OF ALL STRUCTURES SHALL BE FLUSH WITH THE ADJACENT SURFACE. FRAMES ON ALL NEW STRUCTURES SHALL BE ADJUSTED TO THE FINAL SURFACE ELEVATIONS AS PART OF THE NEW STRUCTURE COST. NO INVERTED FRAMES SHALL BE ALLOWED.

ITEMS OF WORK LISTED IN THE SUMMARY OF QUANTITIES NOT SPECIFICALLY CALLED OUT ON THE PLANS SHALL BE PERFORMED AS DIRECTED BY THE ENGINEER.

THE CONTRACTOR SHALL KEEP AN "AS BUILT" SET OF DRAWINGS WHICH WILL SHOW ANY CHANGES MADE IN THE FIELD WHICH ARE DIFFERENT THAN WHAT IS SHOWN ON THE DRAWINGS. TWO (2) COPIES OF THE "AS BUILT" DRAWINGS ARE TO BE SUBMITTED TO THE ENGINEER BEFORE THE PROJECT IS ACCEPTED BY THE OWNER.

A MINIMUM OF 3 FEET OF PROTECTIVE COVER SHALL BE CONSTRUCTED PRIOR TO RUNNING HEAVY EQUIPMENT OVER EXISTING OR NEWLY INSTALLED PIPES.

DATE = 05/10/23	DESIGNED — D.P.	REVISED —	Robinson ENGINEERING	KIMBERLY HEIGHTS DRAINAGE IMPROVEMENTS - PHASE 1 & PHASE 2 SUMMARY OF QUANTITIES & GENERAL NOTES	VILLAGE of TINLEY PARK	SHEET NO. 2 of 32
SCALE = NONE	CHECKED — V.C.	REVISED —				
PROJECT NO = 21-R0545.01 & 21-R0545.02	DRAWN — KWM	REVISED —				
FILE NAME = 21R0545_02-NOTE-01	CHECKED — AG	REVISED —				

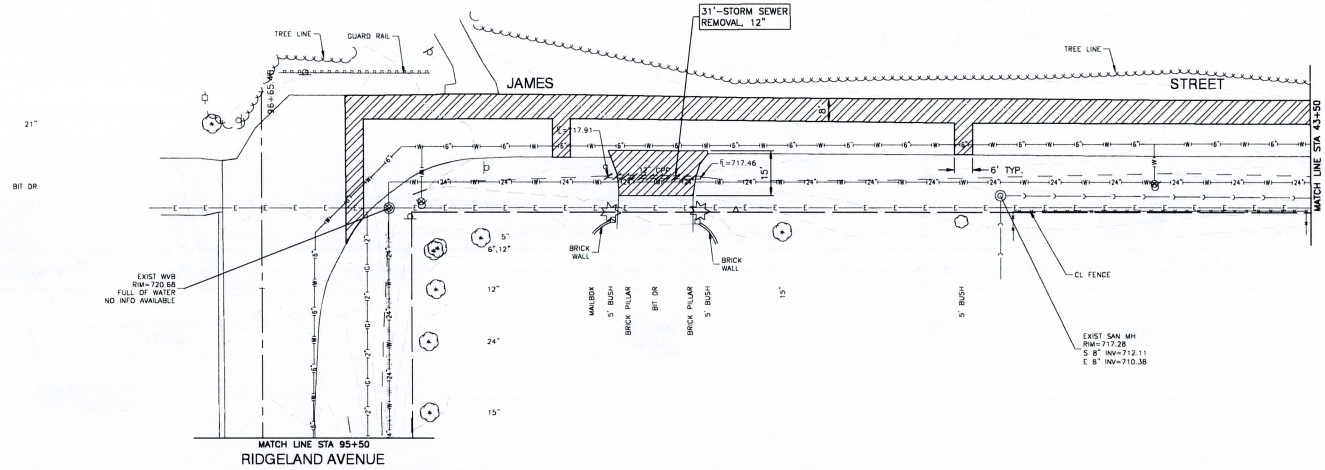

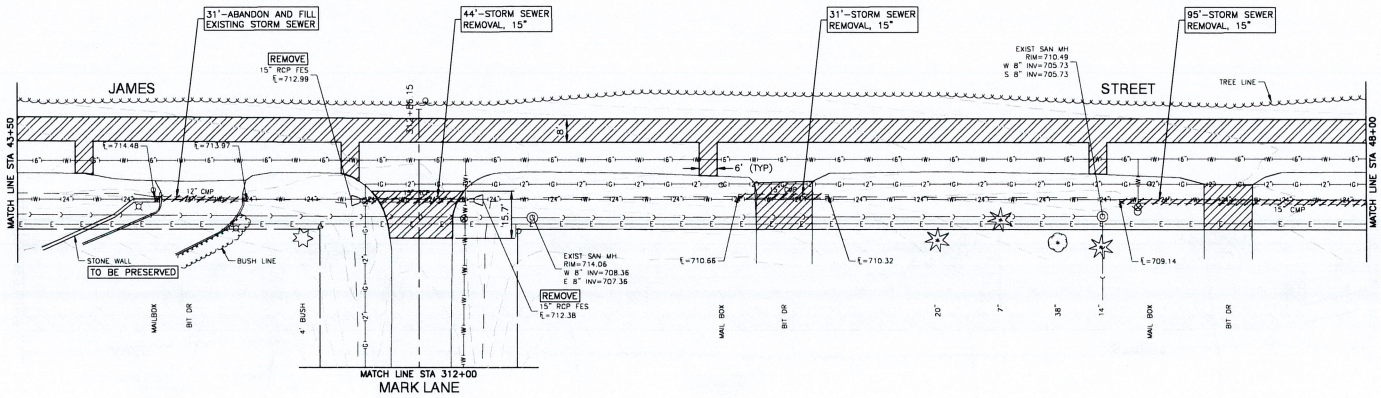

N

NOTES

1. EXISTING TREES ARE TO BE PRESERVED. TREE PRUNING AND TREE ROOT PRUNING WILL BE USED AS NECESSARY AS DETERMINED BY THE ENGINEER.

2. EXISTING STORM SERVICES AND SUMP PUMP OUTLETS DISCHARGING TO THE ROW SHALL NOT BE DIRECTLY CONNECTED TO PROPOSED STORM SEWER. PIPES TO BE PRESERVED AND DISCHARGED TO MEET PROPOSED GRADING WITHIN THE ROW. THIS WORK IS INCLUDED IN THE COST OF THE CONTRACT.

3. EXISTING SHOULDERS THAT ARE DISTURBED BY CONSTRUCTION ARE TO BE REPLACED AS DIRECTED BY THE ENGINEER. THIS WORK SHALL BE PAID FOR AS AGGREGATE SHOULDERS, TYPE B (SPECIAL).

DATE = 05/10/23	DESIGNED — D.P.	REVISED —	Robinson ENGINEERING	KIMBERLY HEIGHTS DRAINAGE IMPROVEMENTS - PHASE 1 & PHASE 2 REMOVAL PLAN - PHASE 1	VILLAGE of **TINLEY PARK**	SHEET NO. 3 of 32
SCALE = 1"=20'	CHECKED — V.C.	REVISED —				
PROJECT NO. = 21-R0545.01 & 21-R0545.02	DRAWN — B.G./LL/KWM	REVISED —				
FILE NAME = 21R0545_01-PLAN-01 (P01)	CHECKED — AG	REVISED —				

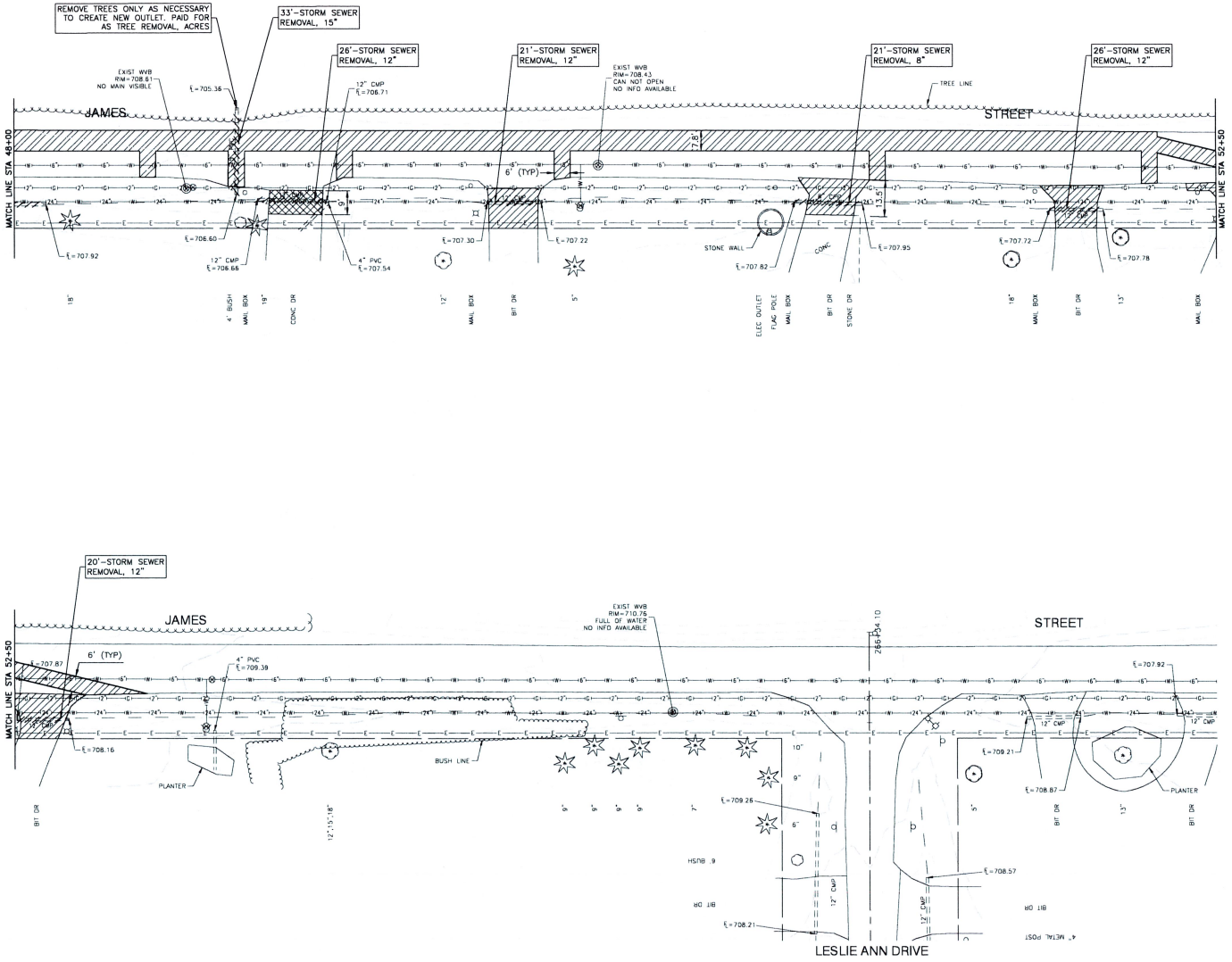

N

NOTES

1. EXISTING TREES ARE TO BE PRESERVED. TREE PRUNING AND TREE ROOT PRUNING WILL BE USED AS NECESSARY AS DETERMINED BY THE ENGINEER.

2. EXISTING STORM SERVICES AND SUMP PUMP OUTLETS DISCHARGING TO THE ROW SHALL NOT BE DIRECTLY CONNECTED TO PROPOSED STORM SEWER. PIPES TO BE PRESERVED AND DISCHARGED TO MEET PROPOSED GRADING WITHIN THE ROW. THIS WORK IS INCLUDED IN THE COST OF THE CONTRACT.

3. EXISTING SHOULDERS THAT ARE DISTURBED BY CONSTRUCTION ARE TO BE REPLACED AS DIRECTED BY THE ENGINEER. THIS WORK SHALL BE PAID FOR AS AGGREGATE SHOULDERS, TYPE B (SPECIAL).

DATE = 05/10/23	DESIGNED — D.P.	REVISED —	Robinson ENGINEERING	KIMBERLY HEIGHTS DRAINAGE IMPROVEMENTS - PHASE 1 & PHASE 2 REMOVAL PLAN - PHASE 1	VILLAGE of **TINLEY PARK**	SHEET NO. 4 of 32
SCALE = 1"=20'	CHECKED — V.C.	REVISED —				
PROJECT NO = 21-R0545.01 & 21-R0545.02	DRAWN — B.G./LL/KWM	REVISED —				
FILE NAME = 21R0545_01-PLAN-01 (P02)	CHECKED — AG	REVISED —				

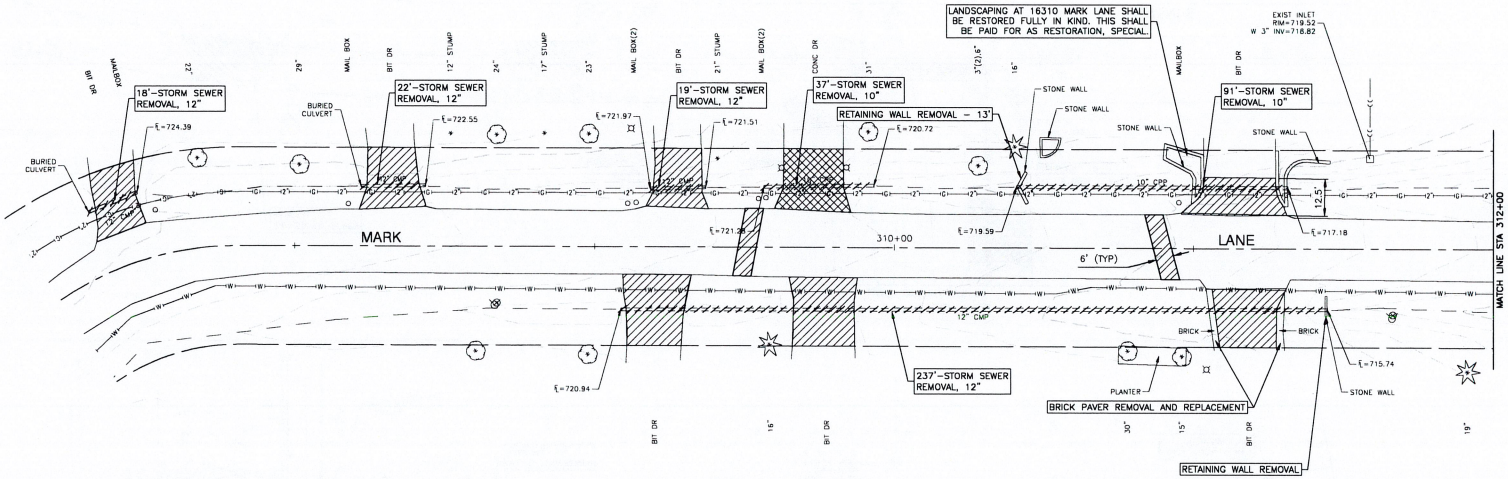

NOTES

1. EXISTING TREES ARE TO BE PRESERVED. TREE PRUNING AND TREE ROOT PRUNING WILL BE USED AS NECESSARY AS DETERMINED BY THE ENGINEER.

2. EXISTING STORM SERVICES AND SUMP PUMP OUTLETS DISCHARGING TO THE ROW SHALL NOT BE DIRECTLY CONNECTED TO PROPOSED STORM SEWER. PIPES TO BE PRESERVED AND DISCHARGED TO MEET PROPOSED GRADING WITHIN THE ROW. THIS WORK IS INCLUDED IN THE COST OF THE CONTRACT.

3. EXISTING SHOULDERS THAT ARE DISTURBED BY CONSTRUCTION ARE TO BE REPLACED AS DIRECTED BY THE ENGINEER. THIS WORK SHALL BE PAID FOR AS AGGREGATE SHOULDERS, TYPE B (SPECIAL).

DATE = 05/10/23	DESIGNED — D.P.	REVISED —	
SCALE = 1"=20'	CHECKED — V.C.	REVISED —	
PROJECT NO = 21-R0545.01 & 21-R0545.02	DRAWN — B.G./LL/KWM	REVISED —	
FILE NAME = 21R0545_01-PLAN-01 (P03)	CHECKED — AG	REVISED —	

Robinson ENGINEERING

KIMBERLY HEIGHTS
DRAINAGE IMPROVEMENTS - PHASE 1 & PHASE 2
REMOVAL PLAN - PHASE 1

VILLAGE of **TINLEY PARK**

SHEET NO. 5 of 32

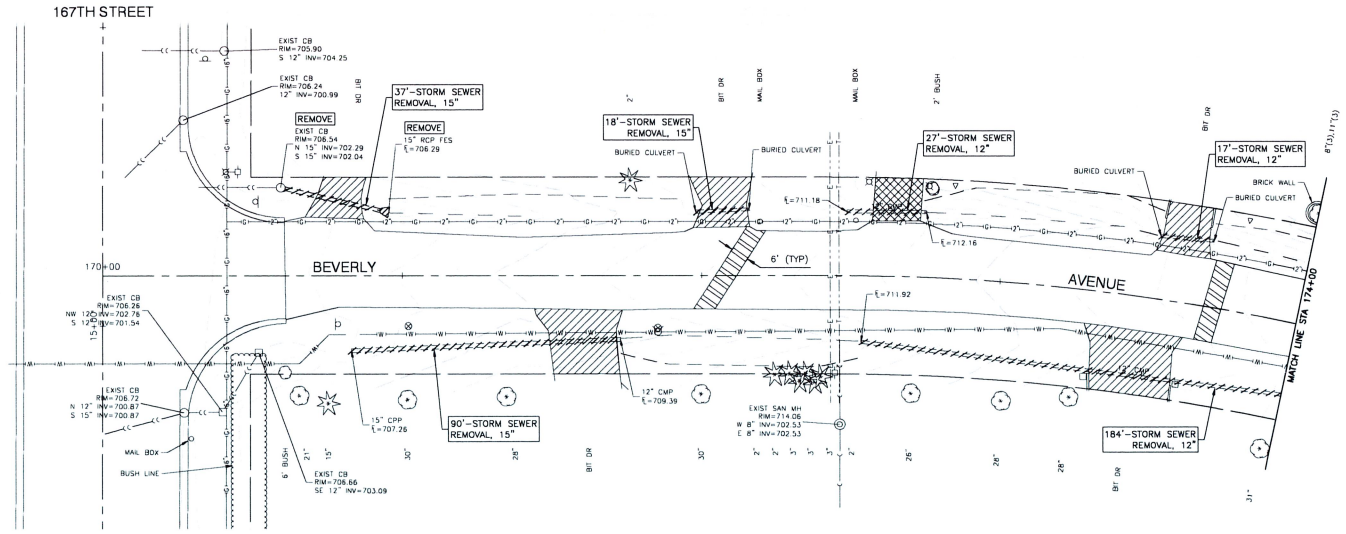

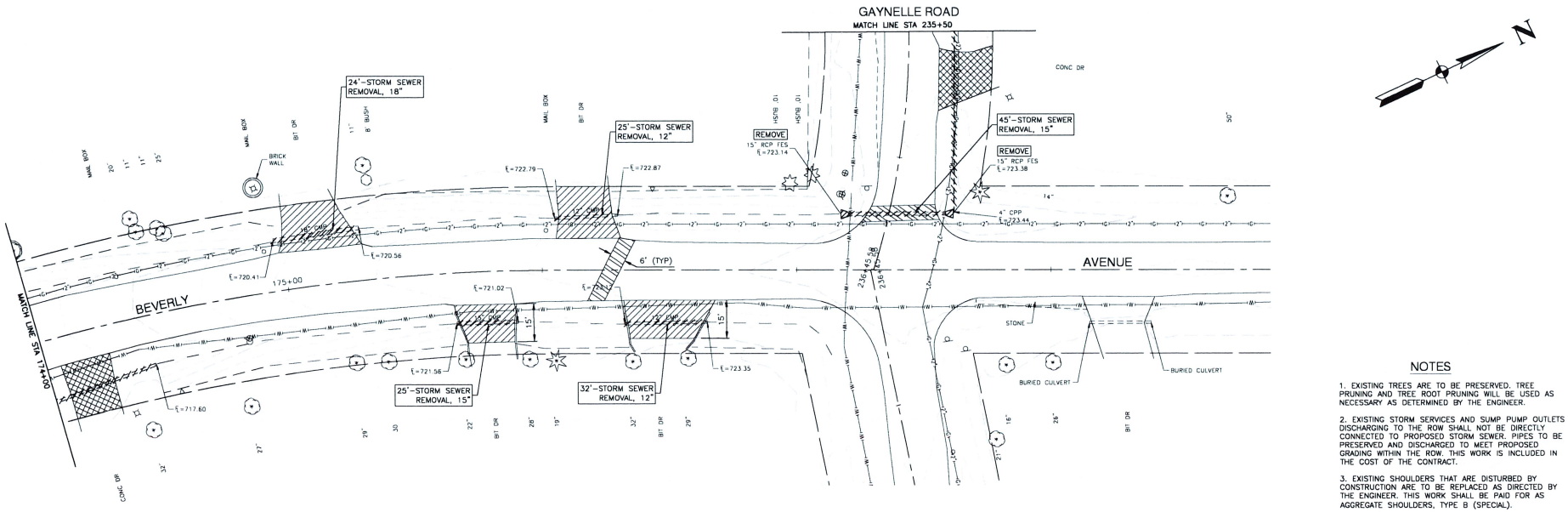

NOTES

1. EXISTING TREES ARE TO BE PRESERVED. TREE PRUNING AND TREE ROOT PRUNING WILL BE USED AS NECESSARY AS DETERMINED BY THE ENGINEER.

2. EXISTING STORM SERVICES AND SUMP PUMP OUTLETS DISCHARGING TO THE ROW SHALL NOT BE DIRECTLY CONNECTED TO PROPOSED STORM SEWER. PIPES TO BE PRESERVED AND DISCHARGED TO MEET PROPOSED GRADING WITHIN THE ROW. THIS WORK IS INCLUDED IN THE COST OF THE CONTRACT.

3. EXISTING SHOULDERS THAT ARE DISTURBED BY CONSTRUCTION ARE TO BE REPLACED AS DIRECTED BY THE ENGINEER. THIS WORK SHALL BE PAID FOR AS AGGREGATE SHOULDERS, TYPE B (SPECIAL).

DATE = 05/10/23	DESIGNED — D.P.	REVISED —	Robinson ENGINEERING	KIMBERLY HEIGHTS DRAINAGE IMPROVEMENTS - PHASE 1 & PHASE 2 REMOVAL PLAN - PHASE 2
SCALE = 1"=20'	CHECKED — V.C.	REVISED —		
PROJECT NO = 21-R0545.01 & 21-R0545.02	DRAWN — KWM	REVISED —		
FILE NAME = 21R0545_02-PLAN-01 (P01)	CHECKED — AG	REVISED —		

VILLAGE of **TINLEY PARK**

SHEET NO. 6 of 32

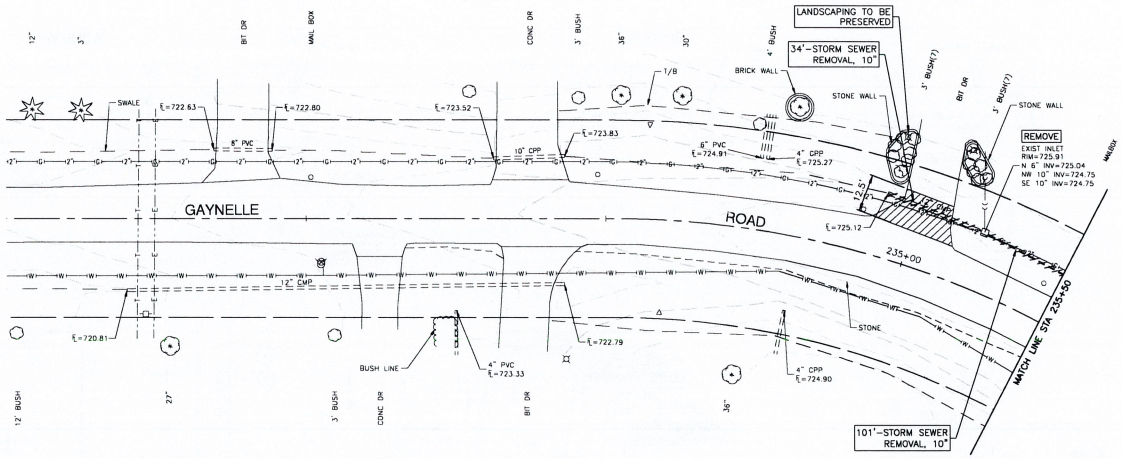



NOTES

1. EXISTING TREES ARE TO BE PRESERVED. TREE PRUNING AND TREE ROOT PRUNING WILL BE USED AS NECESSARY AS DETERMINED BY THE ENGINEER.

2. EXISTING STORM SERVICES AND SUMP PUMP OUTLETS DISCHARGING TO THE ROW SHALL NOT BE DIRECTLY CONNECTED TO PROPOSED STORM SEWER. PIPES TO BE PRESERVED AND DISCHARGED TO MEET PROPOSED GRADING WITHIN THE ROW. THIS WORK IS INCLUDED IN THE COST OF THE CONTRACT.

3. EXISTING SHOULDERS THAT ARE DISTURBED BY CONSTRUCTION ARE TO BE REPLACED AS DIRECTED BY THE ENGINEER. THIS WORK SHALL BE PAID FOR AS AGGREGATE SHOULDERS, TYPE B (SPECIAL).

DATE = 05/10/23	DESIGNED — D.P.	REVISED —	Robinson ENGINEERING	KIMBERLY HEIGHTS DRAINAGE IMPROVEMENTS - PHASE 1 & PHASE 2 REMOVAL PLAN - PHASE 2	VILLAGE of TINLEY PARK	SHEET NO. 7 of 32
SCALE = 1"=20'	CHECKED — V.C.	REVISED —				
PROJECT NO = 21-R0545.01 & 21-R0545.02	DRAWN — KWM	REVISED —				
FILE NAME = 21R0545_02-PLAN-01 (P02)	CHECKED — AG	REVISED —				

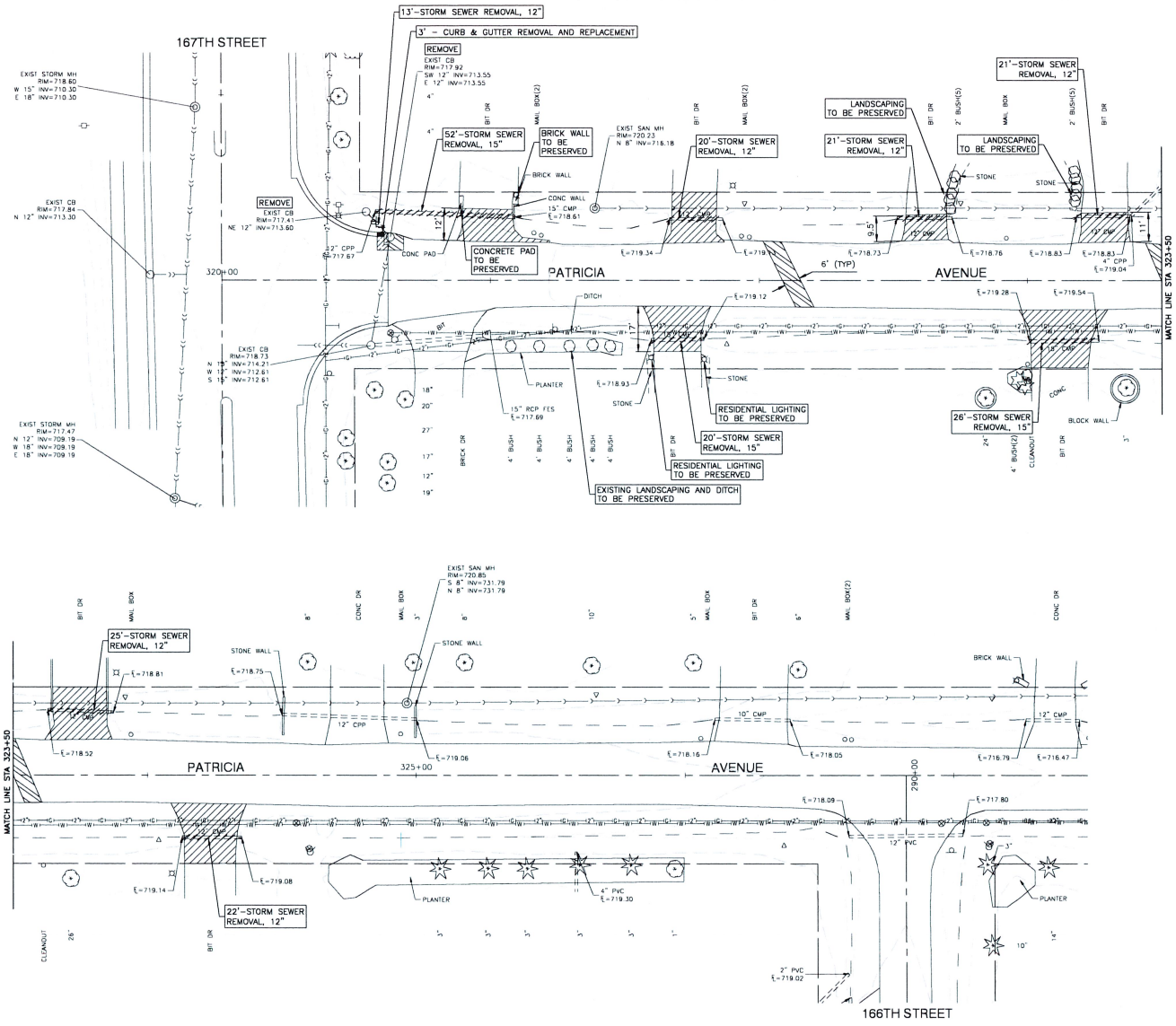

NOTES

1. EXISTING TREES ARE TO BE PRESERVED. TREE PRUNING AND TREE ROOT PRUNING WILL BE USED AS NECESSARY AS DETERMINED BY THE ENGINEER.

2. EXISTING STORM SERVICES AND SUMP PUMP OUTLETS DISCHARGING TO THE ROW SHALL NOT BE DIRECTLY CONNECTED TO PROPOSED STORM SEWER. PIPES TO BE PRESERVED AND DISCHARGED TO MEET PROPOSED GRADING WITHIN THE ROW. THIS WORK IS INCLUDED IN THE COST OF THE CONTRACT.

3. EXISTING SHOULDERS THAT ARE DISTURBED BY CONSTRUCTION ARE TO BE REPLACED AS DIRECTED BY THE ENGINEER. THIS WORK SHALL BE PAID FOR AS AGGREGATE SHOULDERS, TYPE B (SPECIAL).

DATE = 05/10/23	DESIGNED — D.P.	REVISED —	Robinson ENGINEERING	KIMBERLY HEIGHTS DRAINAGE IMPROVEMENTS - PHASE 1 & PHASE 2 REMOVAL PLAN - PHASE 2
SCALE = 1"=20'	CHECKED — V.C.	REVISED —		VILLAGE of TINLEY PARK
PROJECT NO = 21-R0545.01 & 21-R0545.02	DRAWN — KWM	REVISED —		SHEET NO. 8 of 32
FILE NAME = 21R0545_02-PLAN-01 (PD3)	CHECKED — AG	REVISED —		

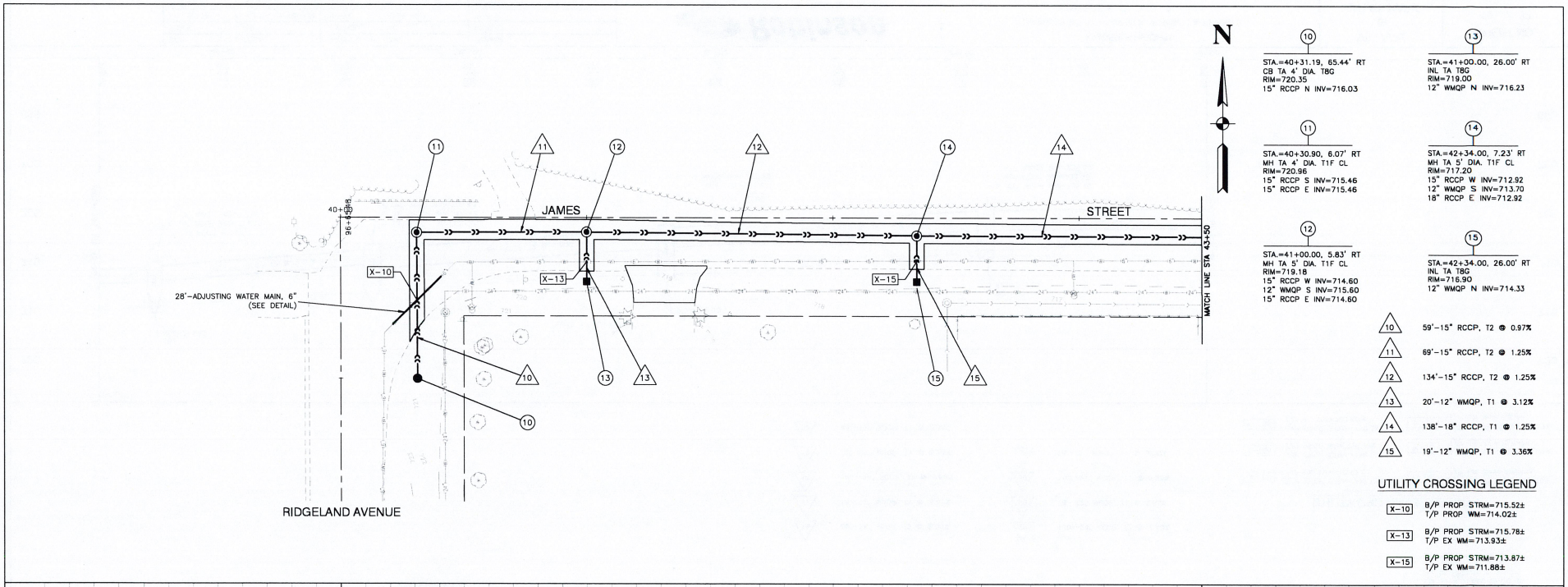

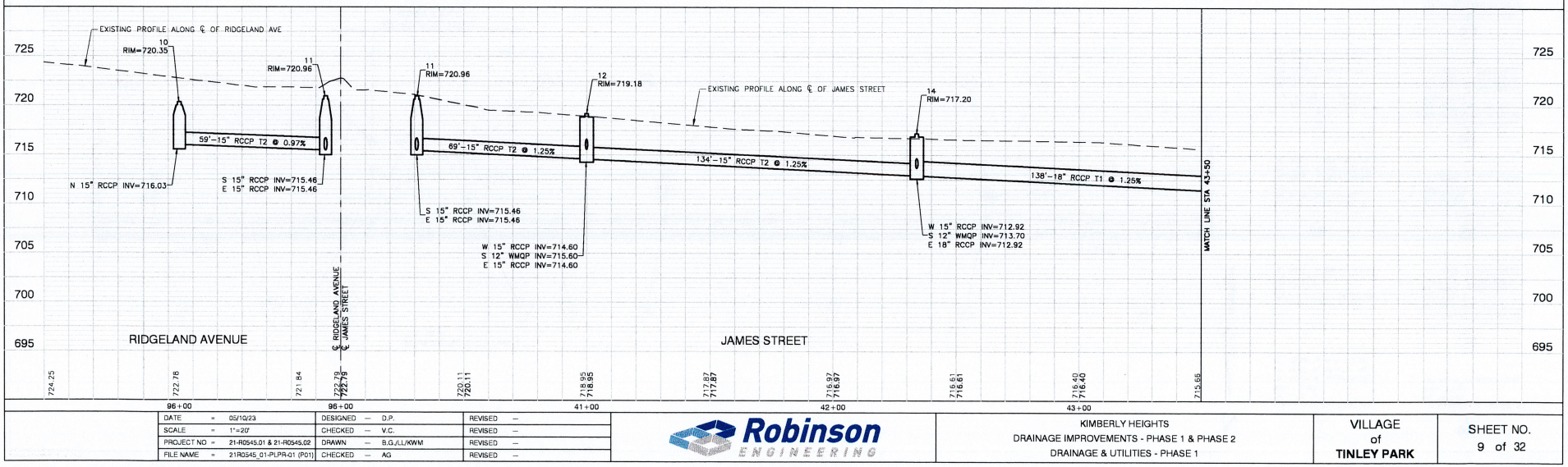

DATE	= 05/10/23	DESIGNED — D.P.	REVISED —	KIMBERLY HEIGHTS DRAINAGE IMPROVEMENTS - PHASE 1 & PHASE 2 DRAINAGE & UTILITIES - PHASE 1	VILLAGE of **TINLEY PARK**
SCALE	= 1"=20'	CHECKED — V.C.	REVISED —		
PROJECT NO	= 21-R0545.01 & 21-R0545.02	DRAWN — B.G./LL/KWM	REVISED —		SHEET NO. 9 of 32
FILE NAME	= 21R0545_01-PLPR-01 (P01)	CHECKED — AG	REVISED —		

Robinson ENGINEERING

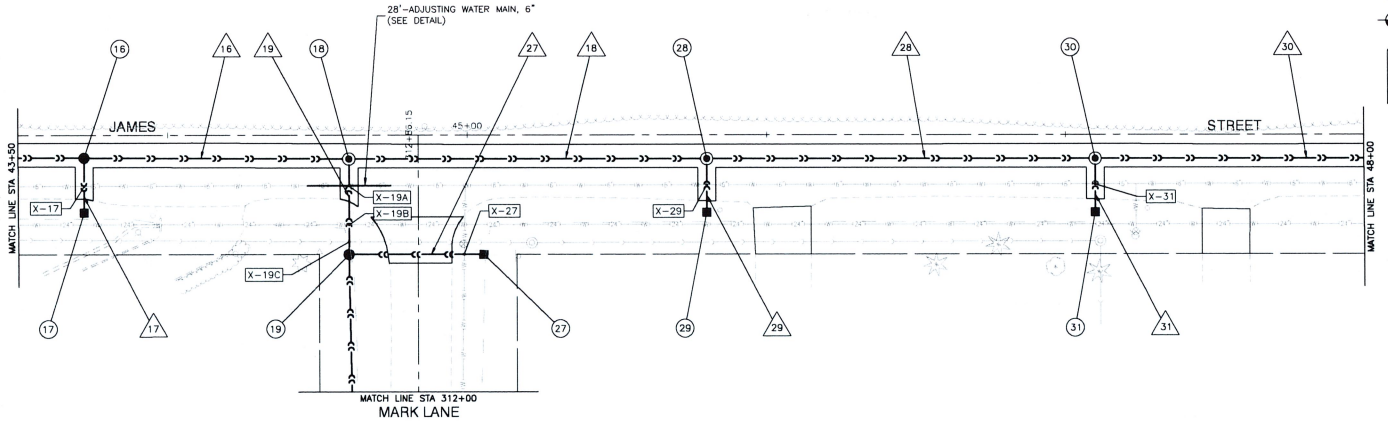

N

16
STA.=43+72.00, 7.62' RT
CB TA 5' DIA. T1F CL
RIM=715.82
18" RCCP W INV=711.19
18" RCCP E INV=711.19
12" WMQP S INV=712.00

17
STA.=43+72.00, 26.00' RT
INL TA T8G
RIM=715.25
12" WMQP N INV=712.63

18
STA.=44+60.50, 8.00' RT
MH TA 6' DIA. T1F CL
RIM=714.69
15" WMQP S INV=710.45
18" RCCP W INV=709.43
24" RCCP E INV=709.43

19
STA.=44+60.50, 40.00' RT
CB TA 5' DIA. T8G
RIM=714.75
15" WMQP N INV=710.56
15" RCCP S INV=710.56
12" WMQP E INV=710.56

27
STA.=45+05.50, 40.00' RT
INL TA T8G
RIM=713.80
12" WMQP W INV=711.63

28
STA.=45+80.00, 8.00' RT
MH TA 6' DIA. T1F CL
RIM=712.70
24" RCCP W INV=707.27
24" RCCP E INV=707.27
12" WMQP S INV=708.90

29
STA.=45+80.00, 26.00' RT
INL TA T8G
RIM=712.50
12" WMQP N INV=709.53

30
STA.=47+10.00, 8.00' RT
MH TA 6' DIA. T1F CL
RIM=710.54
24" RCCP W INV=705.45
24" RCCP E INV=705.45
12" WMQP S INV=706.90

31
STA.=47+10.00, 26.00' RT
INL TA T8G
RIM=709.75
12" WMQP N INV=707.53

16	89'-18" RCCP, T2 @ 2.00%	28	130'-24" RCCP, T2 @ 1.40%
17	18'-12" WMQP, T1 @ 3.43%	29	18'-12" WMQP, T1 @ 3.50%
18	120'-24" RCCP, T2 @ 1.80%	30	140'-24" RCCP, T1 @ 0.25%
19	32'-15" WMQP, T1 @ 0.33%	31	18'-12" WMQP, T1 @ 3.50%
27	45'-12" WMQP, T1 @ 2.38%		

UTILITY CROSSING LEGEND

X-17	B/P PROP STRM=712.15± T/P EX WM=710.42±	X-19C	B/P PROP STRM=710.36± T/P EX SAN=709.49±
X-19A	B/P PROP STRM=710.29± T/P PROP WM=708.79±	X-29	B/P PROP STRM=709.04± T/P EX WM=707.40±
X-19B	B/P PROP STRM=710.34± T/P EX WM=708.80±	X-31	B/P PROP STRM=707.03± T/P EX WM=705.44±

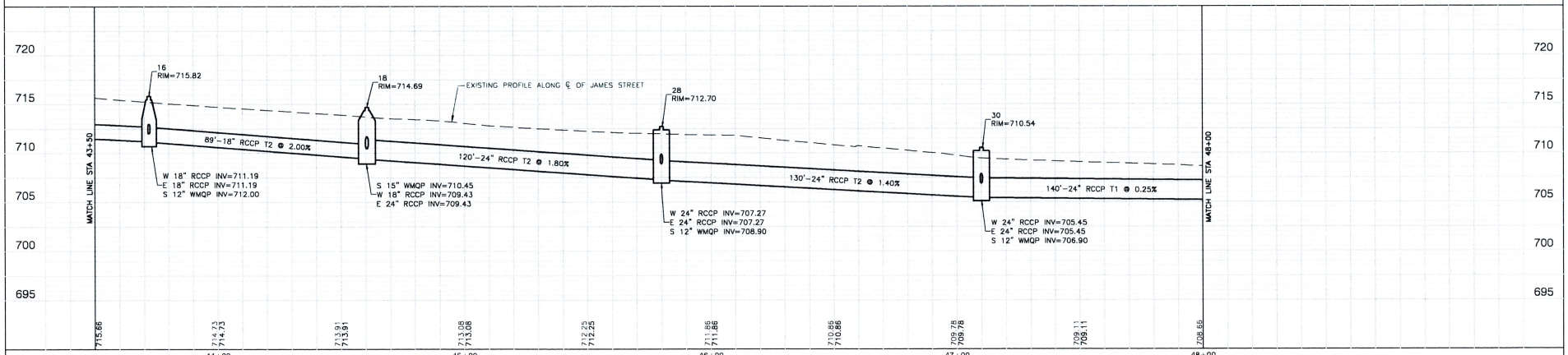

DATE	=	05/10/23	DESIGNED	—	D.P.	REVISED	—
SCALE	=	1"=20'	CHECKED	—	V.C.	REVISED	—
PROJECT NO	=	21-R0545.01 & 21-R0545.02	DRAWN	—	B.G./LJ/KWM	REVISED	—
FILE NAME	=	21R0545_01-PLPR-01 (P02)	CHECKED	—	AG	REVISED	—

Robinson ENGINEERING

KIMBERLY HEIGHTS
DRAINAGE IMPROVEMENTS - PHASE 1 & PHASE 2
DRAINAGE & UTILITIES - PHASE 1

VILLAGE of **TINLEY PARK**

SHEET NO. 10 of 32

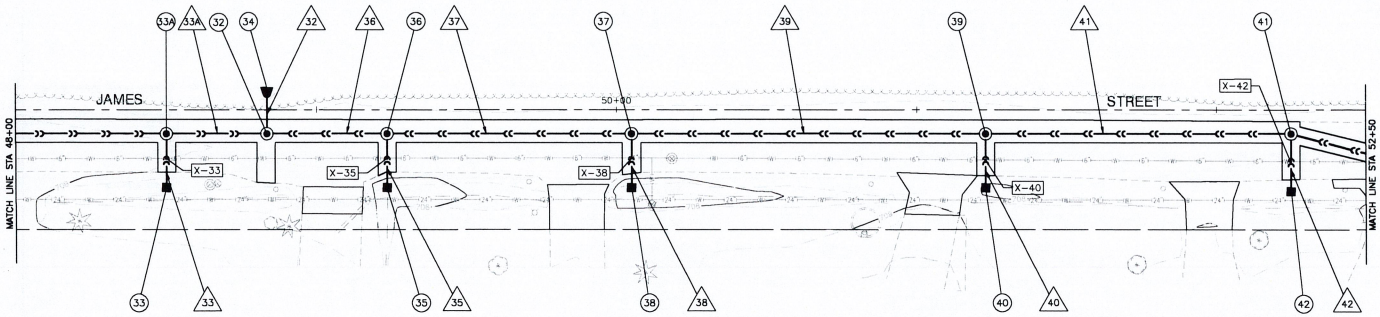

N

32
STA.=48+83.50, 8.00' RT
MH TA 7' DIA. T1F CL
RIM=708.71
14"X23" RCEP E INV=705.02
19"x30" RCEP W INV=705.02
19"X30" RCEP N INV=705.02

33
STA.=48+50.00, 26.00' RT
INL TA T8G
RIM=708.10
12" WMQP N INV=705.46

33A
STA.=48+50.00, 8.00' RT
MH TA 6' DIA. T1F CL
RIM=708.92
24" RCCP W INV=705.10
19"x30" RCEP E INV=705.10
12" WMQP S INV=705.10

34
STA.=48+83.50, 7.50' LT
PRC FES 19"X30"
FL EL=705.00

35
STA.=49+23.50, 26.00' RT
INL TA T8G
RIM=707.40
12" WMQP N INV=705.18

36
STA.=49+23.50, 8.00' RT
MH TA 5' DIA. T1F CL
RIM=708.47
14"x23" RCEP E INV=705.10
14"X23" RCEP W INV=705.10
12" WMQP S INV=705.10

37
STA.=50+05.00, 8.00' RT
MH TA 5' DIA. T1F CL
RIM=708.42
15" RCCP E INV=705.25
14"x23" RCEP W INV=705.25
12" WMQP S INV=705.25

38
STA.=50+05.00, 26.00' RT
INL TA T8G
RIM=707.45
12" WMQP N INV=705.33

39
STA.=51+23.00, 8.00' RT
MH TA 5' DIA. T1F CL
RIM=708.50
12" RCCP E INV=705.56
15" RCCP W INV=705.56
12" WMQP S INV=705.56

40
STA.=51+23.00, 26.00' RT
INL TA T8G
RIM=707.80
12" WMQP N INV=705.64

41
STA.=52+25.00, 8.00' RT
MH TA 5' DIA. T1F CL
RIM=708.58
12" WMQP E INV=705.87
12" RCCP W INV=705.87
12" WMQP S INV=705.87

42
STA.=52+25.00, 27.22' RT
INL TA T8G
RIM=708.40
12" WMQP N INV=705.96

32	15'-19"X30" RCEP, T1 @ 0.15%
33	18'-12" WMQP, T1 @ 2.00%
33A	34'-19"x30" RCEP, T1 @ 0.25%
35	18'-12" WMQP, T1 @ 0.45%
36	40'-14"X23" RCEP, T1 @ 0.20%
37	82'-14"x23" RCEP, T1 @ 0.19%
38	18'-12" WMQP, T1 @ 0.45%
39	118'-15" RCCP, T1 @ 0.26%
40	18'-12" WMQP, T1 @ 0.45%
41	102'-12" RCCP, T1 @ 0.31%
42	19'-12" WMQP, T1 @ 0.45%

UTILITY CROSSING LEGEND

X-33	B/P PROP STRM=705.10± T/P EX WM=703.55±
X-35	B/P PROP STRM=704.97± T/P EX WM=703.03±
X-38	B/P PROP STRM=705.12± T/P EX WM=702.93±
X-40	B/P PROP STRM=705.43± T/P EX WM=703.04±
X-42	B/P PROP STRM=705.74± T/P EX WM=703.17±

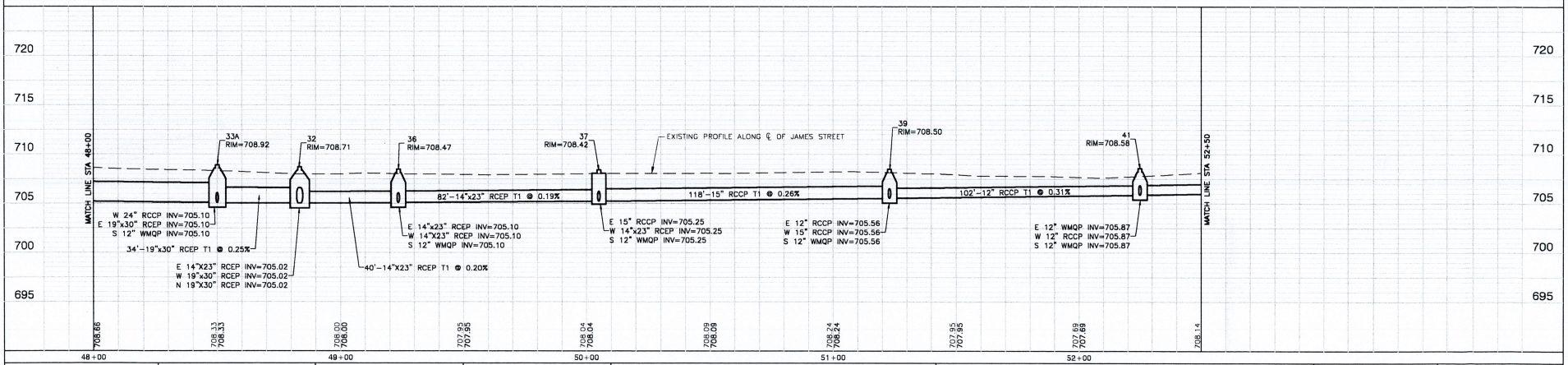

DATE	= 05/10/23	DESIGNED	— D.P.	REVISED	—
SCALE	= 1"=20'	CHECKED	— V.C.	REVISED	—
PROJECT NO	= 21-R0545.01 & 21-R0545.02	DRAWN	— B.G./LL/KWM	REVISED	—
FILE NAME	= 21R0545_01-PLPR-01 (P03)	CHECKED	— AG	REVISED	—

Robinson ENGINEERING

KIMBERLY HEIGHTS
DRAINAGE IMPROVEMENTS - PHASE 1 & PHASE 2
DRAINAGE & UTILITIES - PHASE 1

VILLAGE of **TINLEY PARK**

SHEET NO. 11 of 32

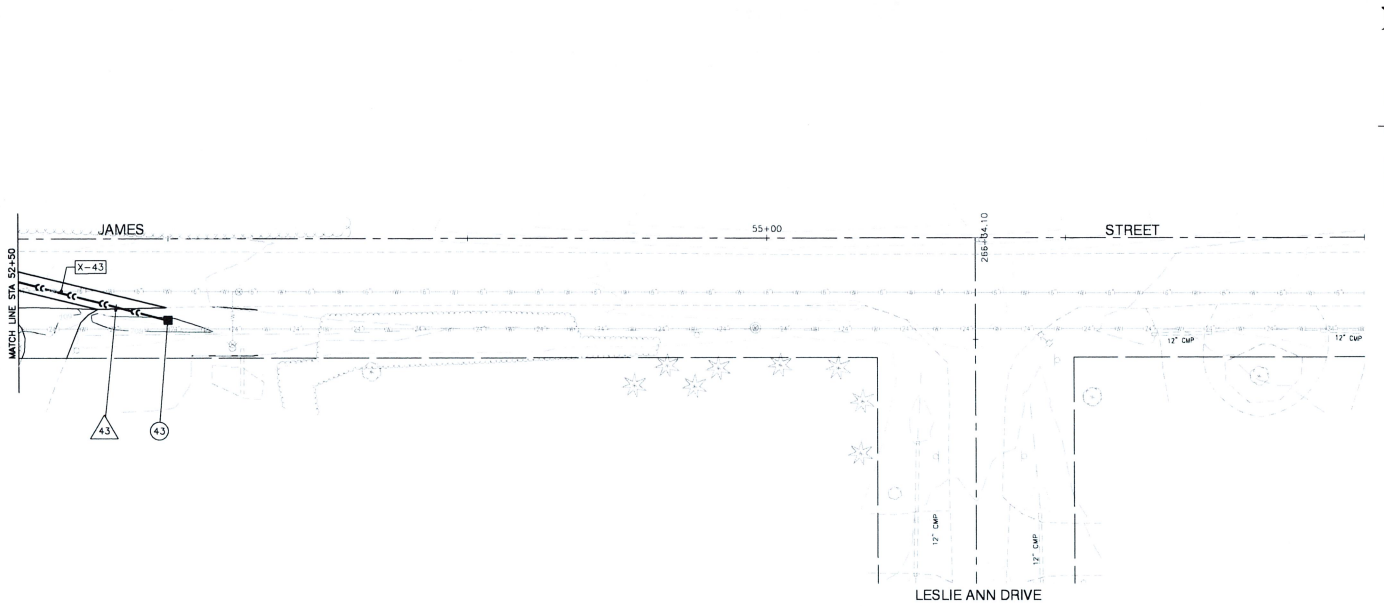

4.3
STA.=53+00.00, 27.27' RT
INL TA T&G
RIM=708.80
12" WMQP W INV=706.22

4.3 77'-12" WMQP, T1 @ 0.45%

UTILITY CROSSING LEGEND

X-4.3 B/P PROP STRM=705.80±
T/P EX WM=703.52±

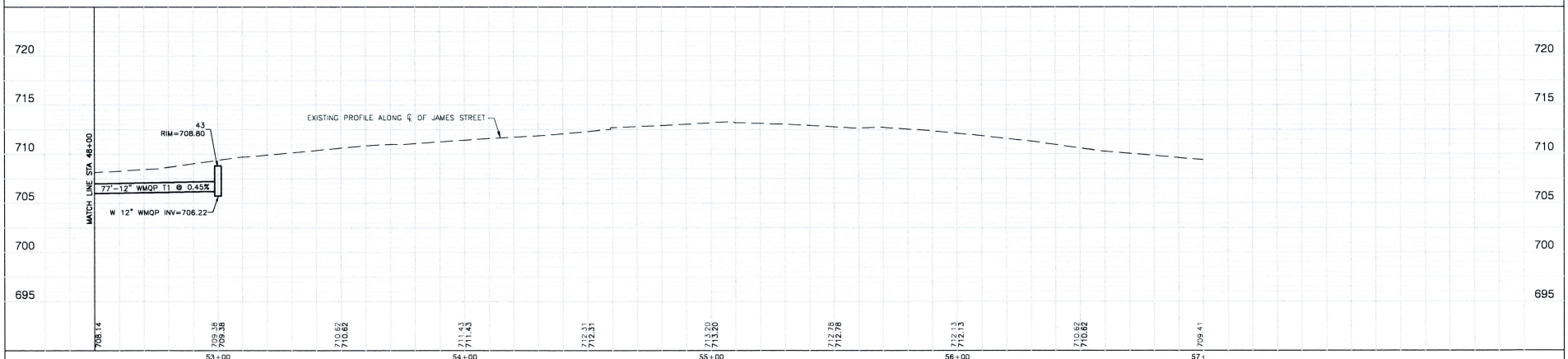

DATE = 05/10/23	DESIGNED — D.P.	REVISED —	Robinson ENGINEERING	KIMBERLY HEIGHTS DRAINAGE IMPROVEMENTS - PHASE 1 & PHASE 2 DRAINAGE & UTILITIES - PHASE 1	VILLAGE of **TINLEY PARK**	SHEET NO. 12 of 32
SCALE = 1"=20'	CHECKED — V.C.	REVISED —				
PROJECT NO = 21-R0545.01 & 21-R0545.02	DRAWN — B.G./LL/KWM	REVISED —				
FILE NAME = 21R0545_01-PLPR-01 (P04)	CHECKED — AG	REVISED —				

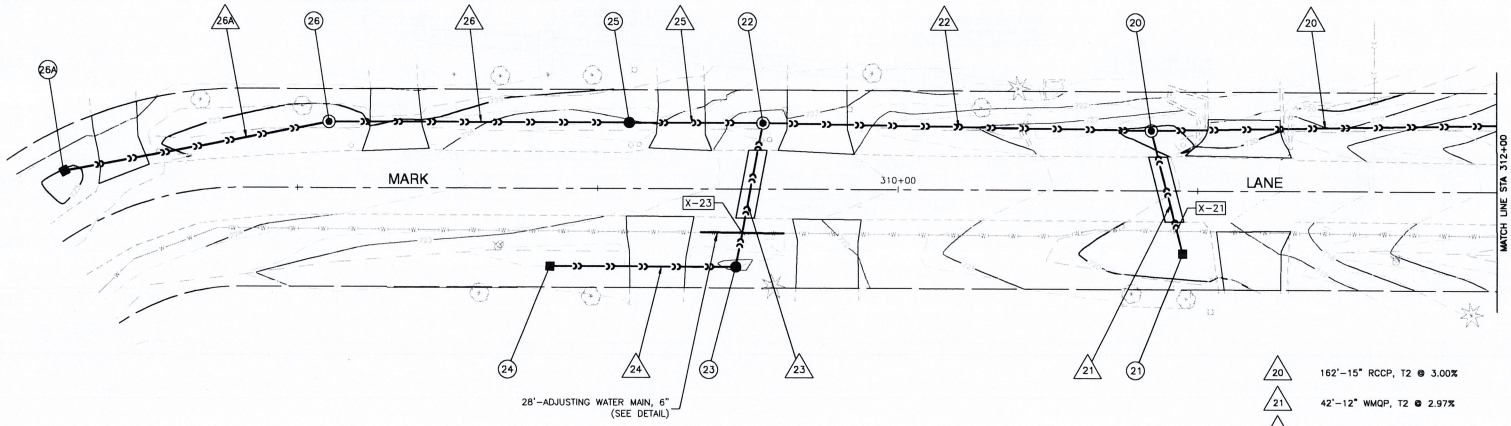

20
STA.=310+84.50, 20.00' LT
MH TA 5' DIA TBG
RIM=719.70
15" RCCP S INV=715.41
12" WMQP E INV=715.40
15" RCCP N INV=715.41

21
STA.=310+95.00, 21.00' RT
INL TA TBG
RIM=719.00
12" WMQP W INV=716.66

22
STA.=309+55.00, 22.00' LT
MH TA 5' DIA TBG
RIM=722.20
15" RCCP S INV=717.68
12" WMQP E INV=717.68
15" RCCP N INV=717.68

23
STA.=309+46.00, 26.00' RT
CB TA 4' DIA. TBG
RIM=721.90
12" RCCP S INV=717.90
12" WMQP W INV=717.90

24
STA.=308+84.00, 26.00' RT
INL TA TBG
RIM=722.00
12" RCCP N INV=719.14

25
STA.=309+10.50, 22.00' LT
CB TA 4' DIA. TBG
RIM=723.15
15" RCCP S INV=718.75
15" RCCP N INV=718.75

26
STA.=308+10.50, 22.00' LT
MH TA 4' DIA. TBG
RIM=724.10
12" RCCP S INV=719.79
15" RCCP N INV=719.79

26A
STA.=307+30.00, 20.00' LT
INL TA TBG
RIM=724.75
12" RCCP N INV=720.68

20	162'-15" RCCP, T2 @ 3.00%
21	42'-12" WMQP, T2 @ 2.97%
22	130'-15" RCCP, T2 @ 1.75%
23	49'-12" WMQP, T2 @ 0.45%
24	62'-12" RCCP, T1 @ 2.00%
25	44'-15" RCCP, T1 @ 2.40%
26	100'-15" RCCP, T2 @ 1.04%
26A	89'-12" RCCP, T2 @ 1.00%

UTILITY CROSSING LEGEND

X-21	B/P PROP STRM=716.26± T/P EX WM=713.98±
X-23	B/P PROP STRM=716.68± T/P PROP WM=715.18±

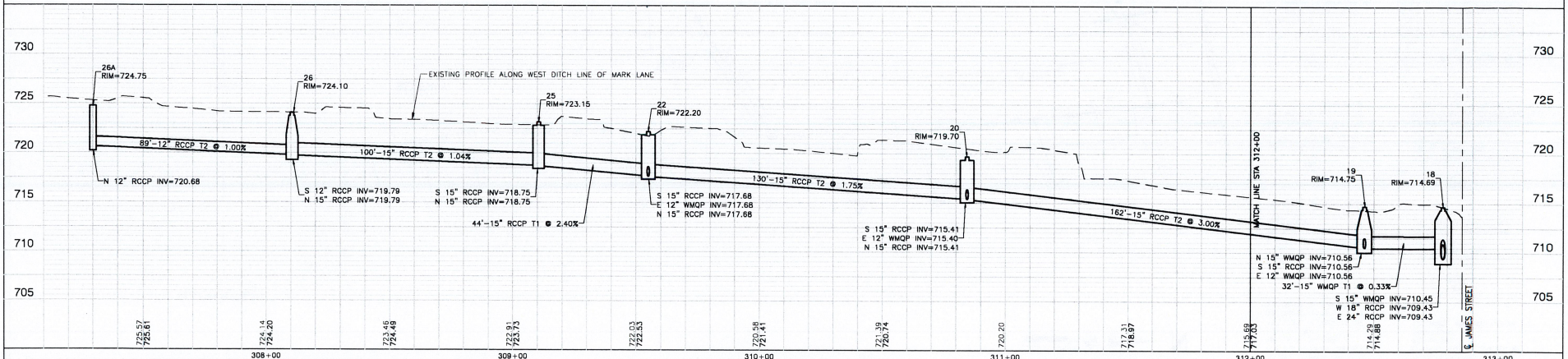

DATE	= 05/10/23	DESIGNED — D.P.	REVISED —	Robinson ENGINEERING	KIMBERLY HEIGHTS DRAINAGE IMPROVEMENTS - PHASE 1 & PHASE 2 DRAINAGE & UTILITIES - PHASE 1
SCALE	= 1"=20'	CHECKED — V.C.	REVISED —		
PROJECT NO	= 21-R0545.01 & 21-R0545.02	DRAWN — B.G./LL/KWM	REVISED —		
FILE NAME	= 21R0545_01-PLPR-01 (P05)	CHECKED — AG	REVISED —		

VILLAGE of TINLEY PARK

SHEET NO. 13 of 32

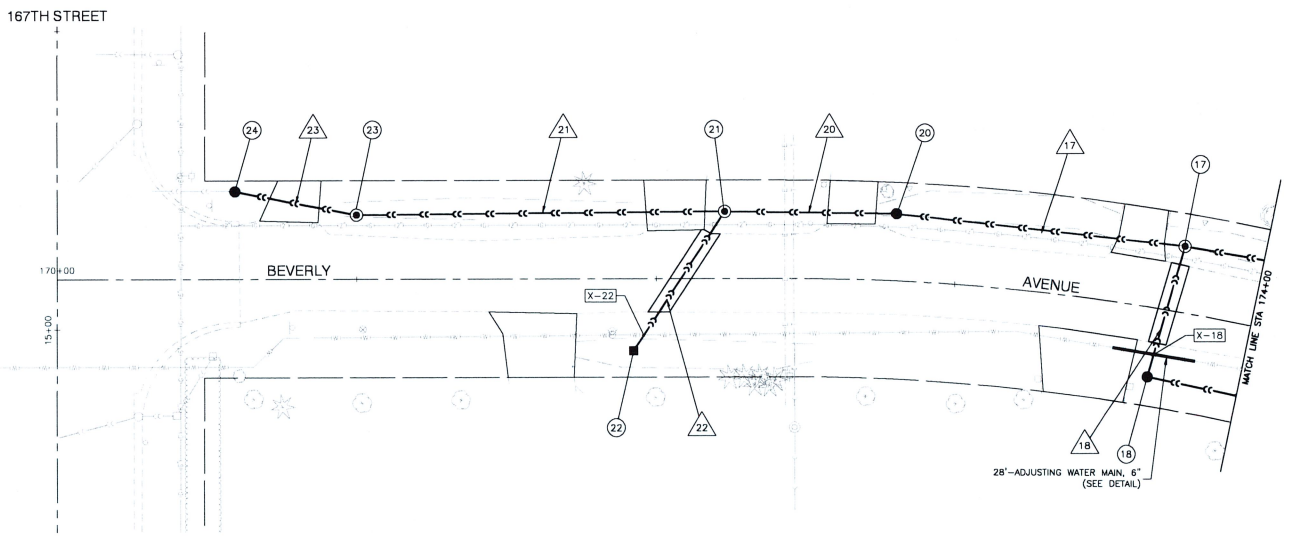

17
STA.=173+73.84, 22.06' LT
MH TA 5' DIA T&G
RIM=717.30
15" RCCP N INV=712.09
12" WMQP E INV=712.09
15" RCCP S INV=712.09

18
STA.=173+68.57, 23.25' RT
CB TA 4' DIA. T&G
RIM=716.45
12" RCCP N INV=712.32
12" WMQP W INV=712.32

20
STA.=172+79.50, 22.50' LT
CB TA 4' DIA. T&G
RIM=713.50
15" RCCP N INV=708.70
15" RCCP S INV=708.08

21
STA.=172+23.00, 22.50' LT
MH TA 6' DIA. T&G
RIM=711.65
15" RCCP N INV=706.07
12" WMQP SE INV=706.06
15" RCCP S INV=706.06

22
STA.=171+92.45, 24.20' RT
INL TA T&G
RIM=710.40
12" WMQP NW INV=707.74

23
STA.=171+00.00, 21.50' LT
MH TA 4' DIA. T&G
RIM=708.10
15" RCCP N INV=703.48
15" RCCP S INV=703.48

24
STA.=170+59.50, 29.39' LT
CB TA 4' DIA. T&G
RIM=706.54
15" RCCP N INV=702.80
CONNECT PROPOSED CATCH BASIN TO EXISTING STORM SEWER (INCLUDED IN COST OF CATCH BASIN)
EX 15" S INV=702.04

17 97'-15" RCCP, T2 @ 3.50%
18 46'-12" WMQP, T2 @ 0.50%
20 58'-15" RCCP, T2 @ 3.51%
21 123'-15" RCCP, T2 @ 2.10%
22 56'-12" WMQP, T1 @ 3.01%
23 41'-15" RCCP, T2 @ 1.65%

UTILITY CROSSING LEGEND

X-18 B/P PROP STRM=712.14±
T/P PROP WM=710.64±

X-22 B/P PROP STRM=707.32±
T/P EX WM=705.63±

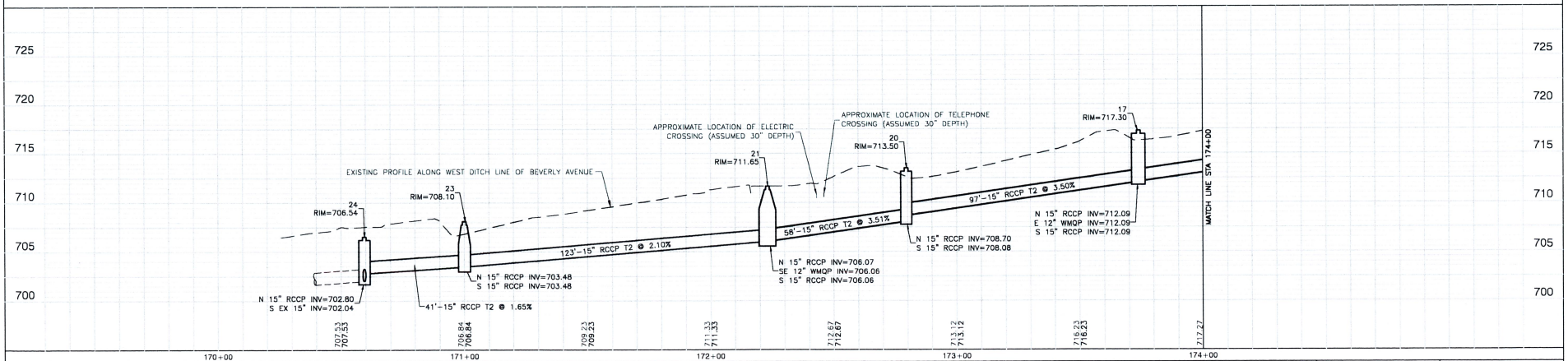

DATE	= 05/10/23	DESIGNED	— D.P.	REVISED	—	Robinson ENGINEERING	KIMBERLY HEIGHTS DRAINAGE IMPROVEMENTS - PHASE 1 & PHASE 2 DRAINAGE & UTILITIES - PHASE 2	VILLAGE of TINLEY PARK	SHEET NO. 14 of 32
SCALE	= 1"=50'	CHECKED	— V.C.	REVISED	—				
PROJECT NO	= 21-R0545.01 & 21-R0545.02	DRAWN	— B.G./LL/KWM	REVISED	—				
FILE NAME	= 21R0545_02-PLPR-01 (P01)	CHECKED	— AG	REVISED	—				

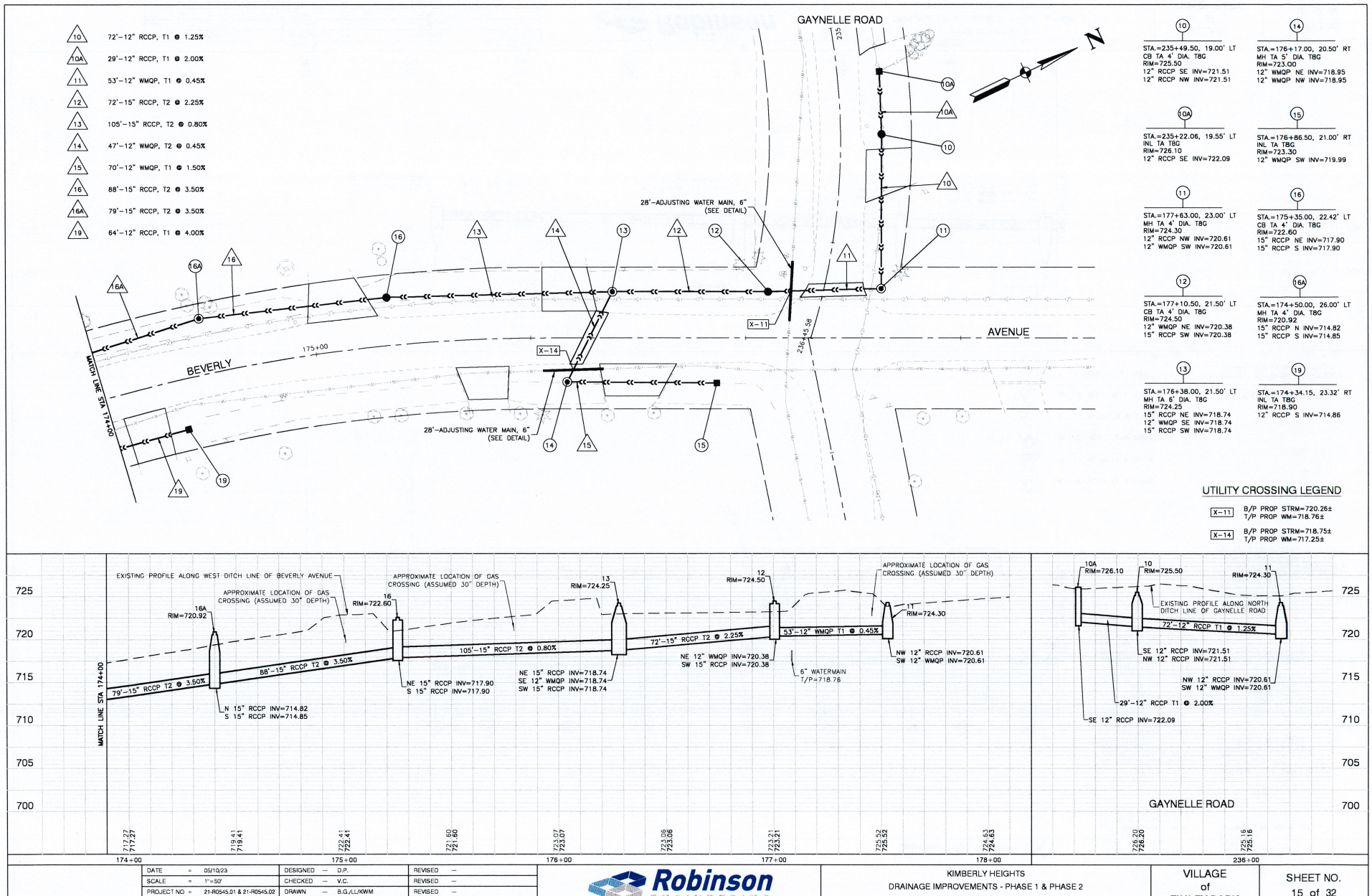

DATE	= 05/10/23	DESIGNED	— D.P.	REVISED	—
SCALE	= 1"=50'	CHECKED	— V.C.	REVISED	—
PROJECT NO	= 21-R0545.01 & 21-R0545.02	DRAWN	— B.G./LL/KWM	REVISED	—
FILE NAME	= 21R0545_02-PLPR-01 (P02)	CHECKED	— AG	REVISED	—

Robinson ENGINEERING

KIMBERLY HEIGHTS
DRAINAGE IMPROVEMENTS - PHASE 1 & PHASE 2
DRAINAGE & UTILITIES - PHASE 2

VILLAGE of **TINLEY PARK**

SHEET NO. 15 of 32

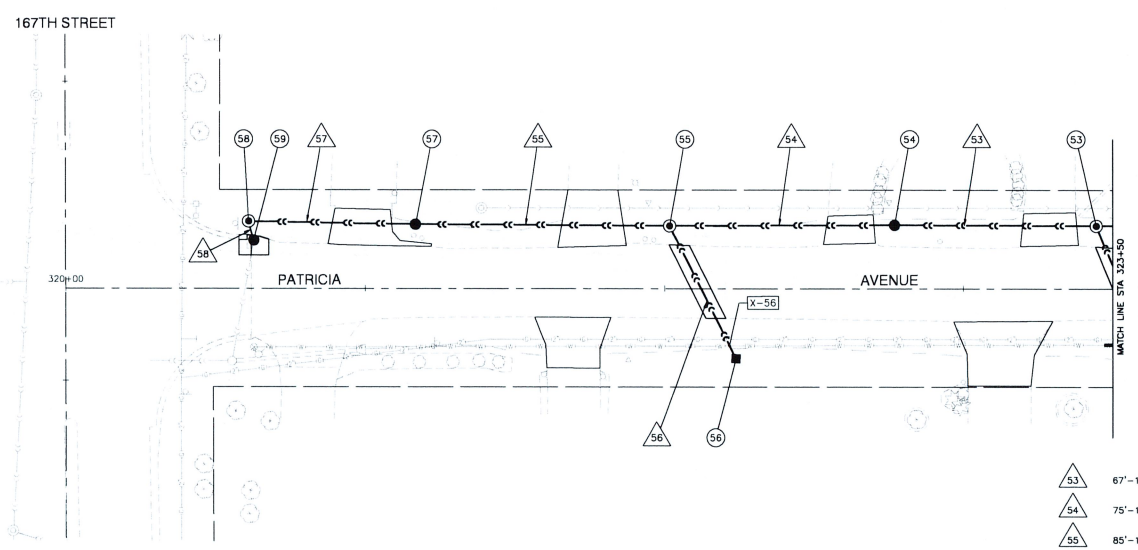

(53)
STA.=323+44.49, 21.01' LT
MH TA 5' DIA. T8G
RIM=719.75
12" WMQP NE INV=714.85
12" RCCP S INV=714.85
12" RCCP N INV=714.85

(54)
STA.=322+77.03, 21.26' LT
CB TA 4' DIA. T8G
RIM=719.85
12" RCCP N INV=714.55
12" RCCP S INV=714.55

(55)
STA.=322+01.64, 21.01' LT
MH TA 5' DIA T8G
RIM=719.30
12" RCCP N INV=714.21
12" WMQP NE INV=714.83
12" RCCP S INV=714.21

(56)
STA.=322+23.88, 23.41' RT
IN TA T8G
RIM=719.45
12" WMQP SW INV=716.75

(57)
STA.=321+16.74, 21.50' LT
CB TA 4' DIA. T8G
RIM=719.65
12" RCCP N INV=713.83
12" RCCP S INV=713.83

(58)
STA.=320+61.00, 22.50' LT
MH TA 5' DIA. T8G
RIM=717.70
12" RCCP N INV=713.58
12" RCCP E INV=713.58

(59)
STA.=320+62.72, 16.11' LT
CB TA 4' DIA. T1F. OL
EX RIM=717.92
CONNECT PROPOSED CATCH BASIN TO EXISTING STORM SEWER (INCLUDED IN COST OF CATCH BASIN)
EX 12" E INV=713.55

53	67'-12" RCCP, T2 @ 0.45%
54	75'-12" RCCP, T2 @ 0.45%
55	85'-12" RCCP, T2 @ 0.45%
56	50'-12" WMQP, T2 @ 3.86%
57	56'-12" RCCP, T2 @ 0.45%
58	7'-12" RCCP, T2 @ 0.45%

UTILITY CROSSING LEGEND

X-56 B/P PROP STRM=716.40±
T/P EX WM=714.56±

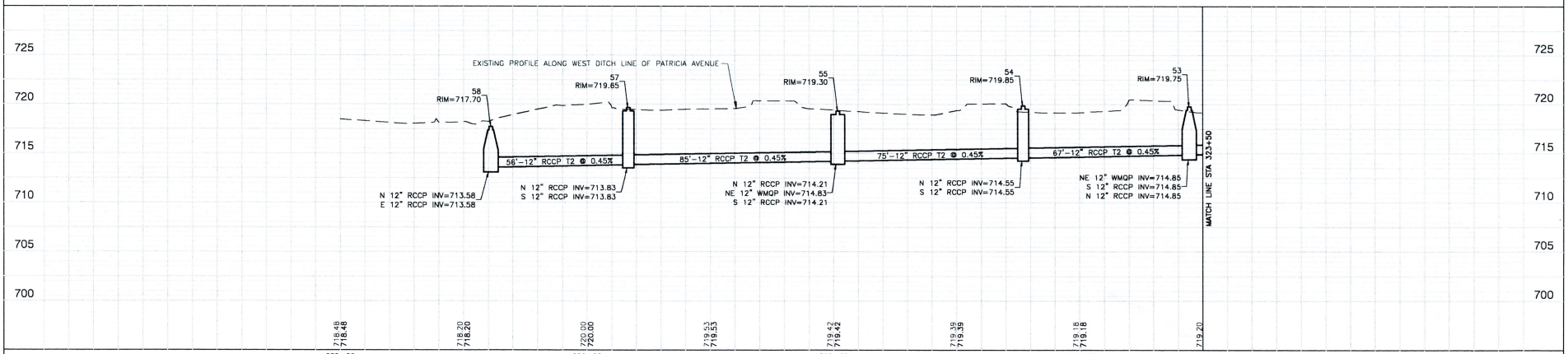

DATE	=	05/10/23	DESIGNED	—	D.P.	REVISED	—
SCALE	=	1"=50'	CHECKED	—	V.C.	REVISED	—
PROJECT NO	=	21-R0545.01 & 21-R0545.02	DRAWN	—	B.G./LL/KWM	REVISED	—
FILE NAME	=	21R0545_02-PLPR-01 (P03)	CHECKED	—	AG	REVISED	—

Robinson ENGINEERING

KIMBERLY HEIGHTS
DRAINAGE IMPROVEMENTS - PHASE 1 & PHASE 2
DRAINAGE & UTILITIES - PHASE 2

VILLAGE of **TINLEY PARK**

SHEET NO. 16 of 32

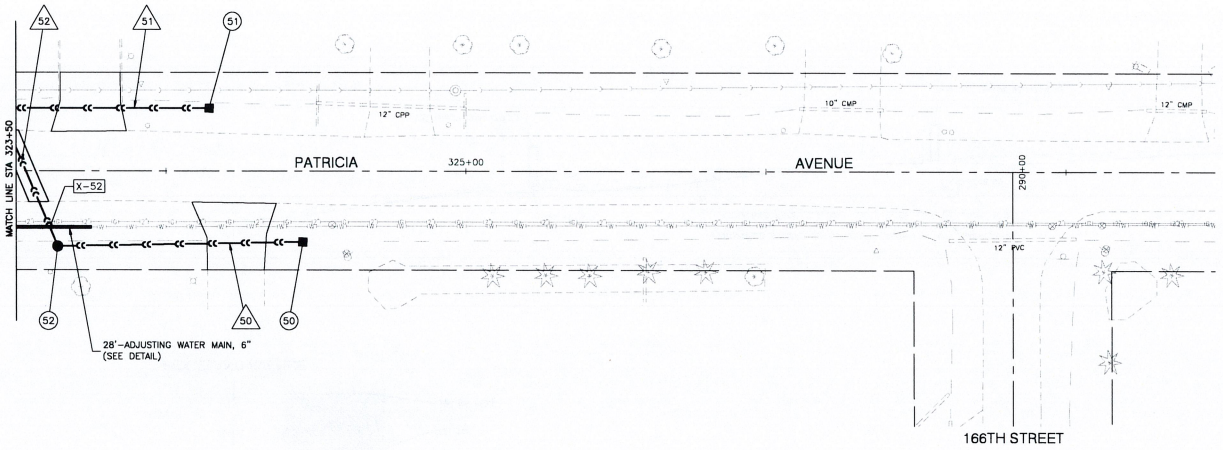

UTILITY CROSSING LEGEND

X-52 B/P PROP STRM=715.44±
T/P PROP WM=713.94±

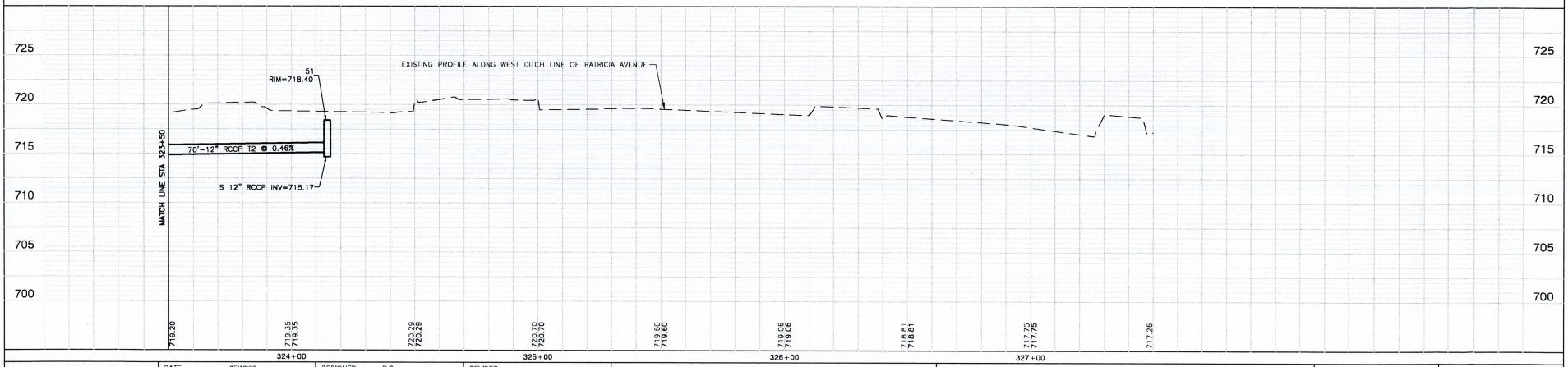

DATE = 05/10/23	DESIGNED — D.P.	REVISED —	Robinson ENGINEERING	KIMBERLY HEIGHTS DRAINAGE IMPROVEMENTS - PHASE 1 & PHASE 2 DRAINAGE & UTILITIES - PHASE 2	VILLAGE of **TINLEY PARK**	SHEET NO. 17 of 32
SCALE = 1"=50'	CHECKED — V.C.	REVISED —				
PROJECT NO = 21-R0545.01 & 21-R0545.02	DRAWN — B.G./LL/KWM	REVISED —				
FILE NAME = 21R0545_02-PLPR-01 (P04)	CHECKED — AG	REVISED —				

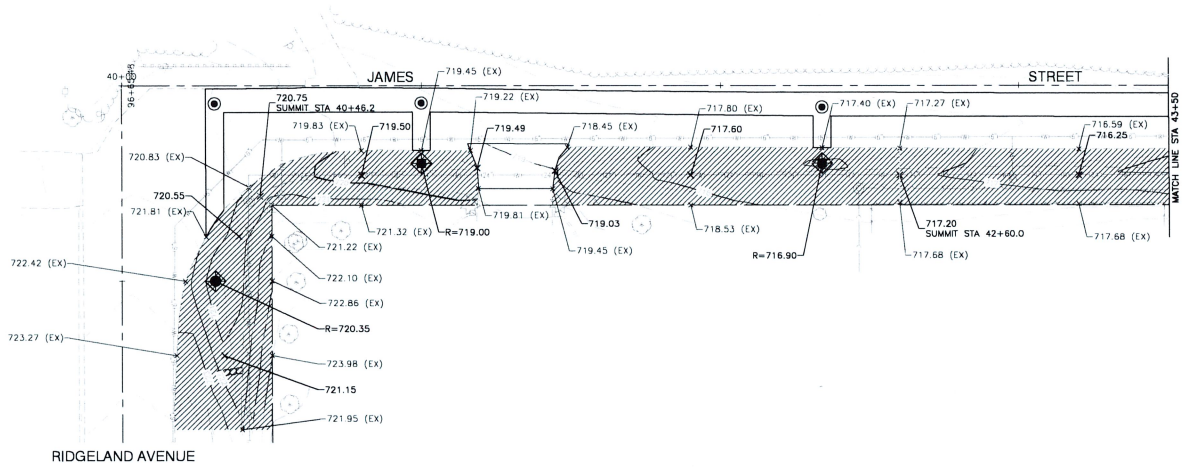



LEGEND

700.00 (EX)	EXISTING ELEVATION
700.00	PROPOSED ELEVATION
	INLET FILTER
	INLET AND PIPE PROTECTION
	TOPSOIL, FURNISH AND PLACE, 4" AND SODDING, SPECIAL
	TEMPORARY DITCH CHECKS
— xxx —	PROPOSED CONTOUR (MAJOR)
— xxx —	PROPOSED CONTOUR (MINOR)

NOTES

1. NO GRADING IS PROPOSED ON PRIVATE PROPERTY. ALL REGRADING OF EXISTING DITCHES SHALL MATCH EXISTING ELEVATIONS AT THE R.O.W. LINE.

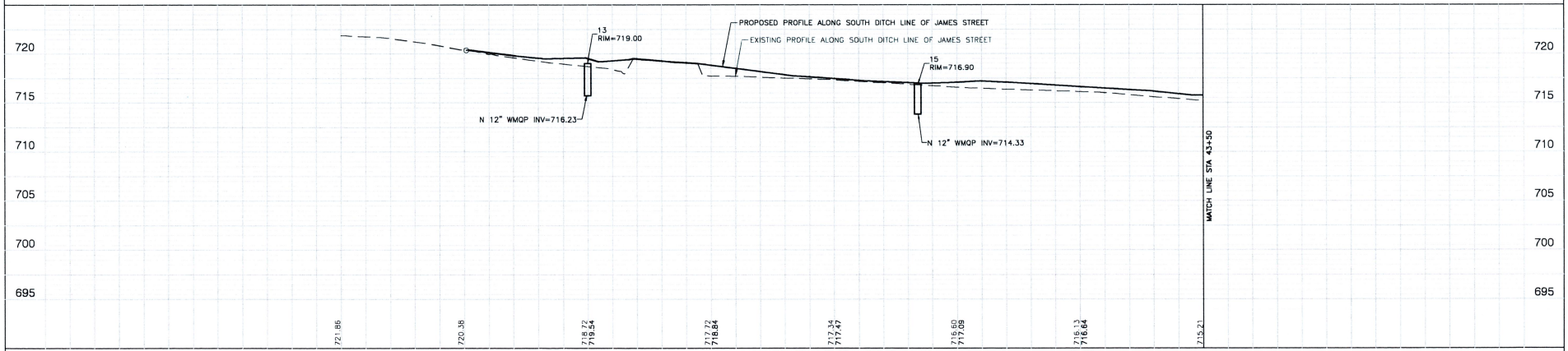

DATE	= 05/10/23	DESIGNED	— D.P.	REVISED	—	Robinson ENGINEERING	KIMBERLY HEIGHTS DRAINAGE IMPROVEMENTS - PHASE 1 & PHASE 2 GRADING & EROSION CONTROL - PHASE 1	VILLAGE of TINLEY PARK	SHEET NO. 18 of 32
SCALE	= 1"=20'	CHECKED	— V.C.	REVISED	—				
PROJECT NO	= 21-R0545.01 & 21-R0545.02	DRAWN	— B.G./LL/KWM	REVISED	—				
FILE NAME	= 21R0545_01-PLPR-01 (GRAD01)	CHECKED	— AG	REVISED	—				

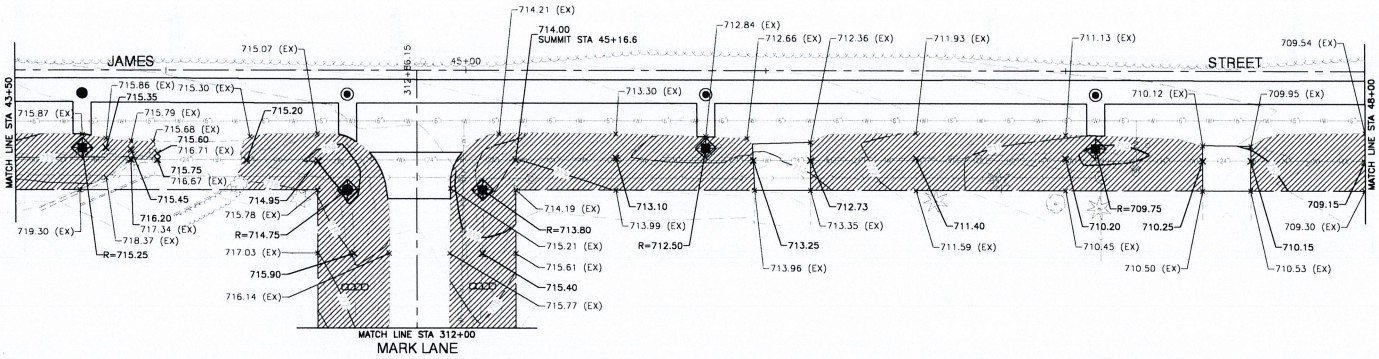



LEGEND

700.00 (EX)	EXISTING ELEVATION
700.00	PROPOSED ELEVATION
	INLET FILTER
	INLET AND PIPE PROTECTION
	TOPSOIL, FURNISH AND PLACE, 4" AND SODDING, SPECIAL
	TEMPORARY DITCH CHECKS
— xxx —	PROPOSED CONTOUR (MAJOR)
— xxx —	PROPOSED CONTOUR (MINOR)

NOTES

1. NO GRADING IS PROPOSED ON PRIVATE PROPERTY. ALL REGRADING OF EXISTING DITCHES SHALL MATCH EXISTING ELEVATIONS AT THE R.O.W. LINE.

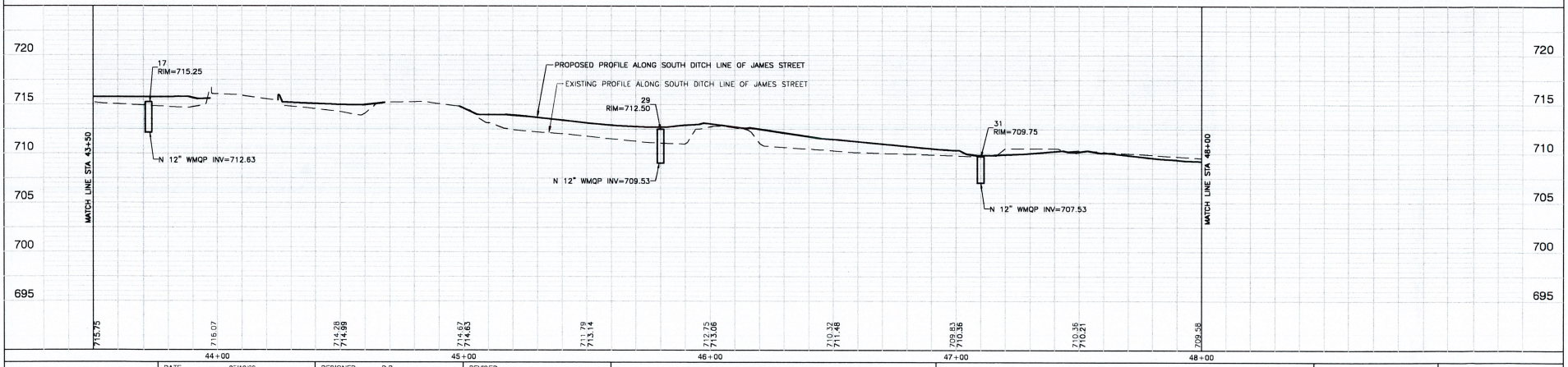

DATE = 05/10/23	DESIGNED — D.P.	REVISED —	Robinson ENGINEERING	KIMBERLY HEIGHTS DRAINAGE IMPROVEMENTS - PHASE 1 & PHASE 2 GRADING & EROSION CONTROL - PHASE 1	VILLAGE of **TINLEY PARK**	SHEET NO. 19 of 32
SCALE = 1"=20'	CHECKED — V.C.	REVISED —				
PROJECT NO = 21-R0545.01 & 21-R0545.02	DRAWN — B.G./LL/KWM	REVISED —				
FILE NAME = 21R0545_01-PLPR-01 (GRAD02)	CHECKED — AG	REVISED —				

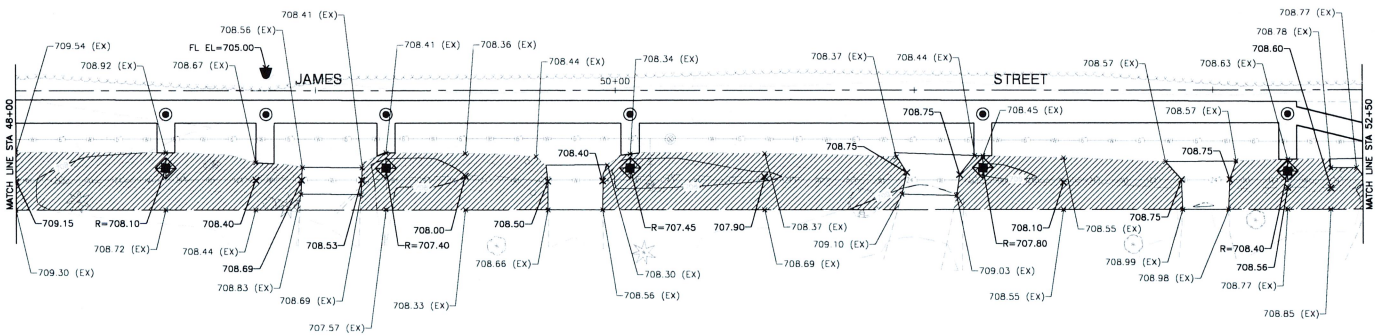



LEGEND

700.00 (EX)	EXISTING ELEVATION
700.00	PROPOSED ELEVATION
	INLET FILTER
	INLET AND PIPE PROTECTION
	TOPSOIL, FURNISH AND PLACE, 4" AND SODDING, SPECIAL
	TEMPORARY DITCH CHECKS
— xxx —	PROPOSED CONTOUR (MAJOR)
— xxx —	PROPOSED CONTOUR (MINOR)

NOTES

1. NO GRADING IS PROPOSED ON PRIVATE PROPERTY. ALL REGRADING OF EXISTING DITCHES SHALL MATCH EXISTING ELEVATIONS AT THE R.O.W. LINE.

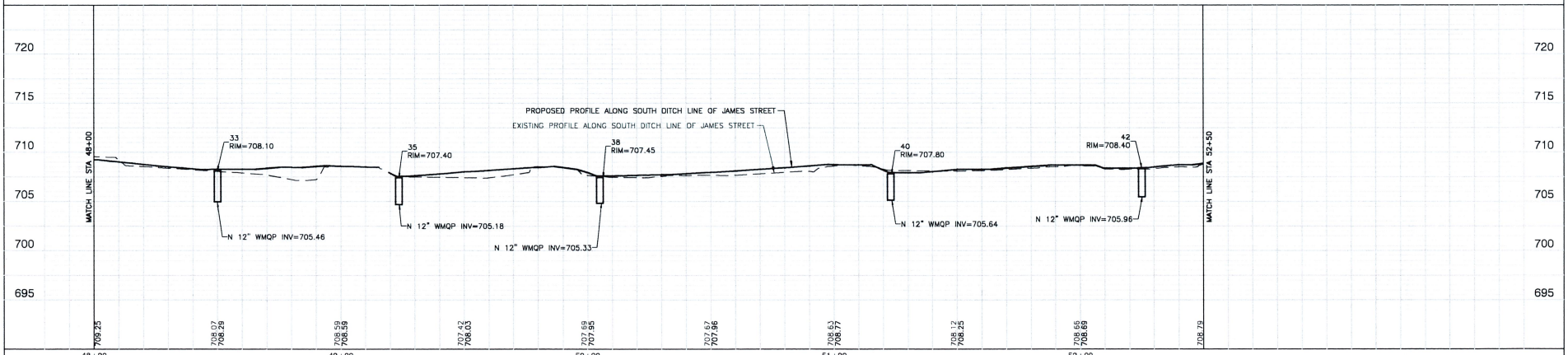

DATE	= 05/10/23	DESIGNED	— D.P.	REVISED	—	KIMBERLY HEIGHTS DRAINAGE IMPROVEMENTS - PHASE 1 & PHASE 2 GRADING & EROSION CONTROL - PHASE 1	VILLAGE of **TINLEY PARK**	SHEET NO. 20 of 32
SCALE	= 1"=20'	CHECKED	— V.C.	REVISED	—			
PROJECT NO	= 21-R0545.01 & 21-R0545.02	DRAWN	— B.G./LL/KWM	REVISED	—			
FILE NAME	= 21R0545_01-PLPR-01 (GRAD03)	CHECKED	— AG	REVISED	—			

Robinson ENGINEERING

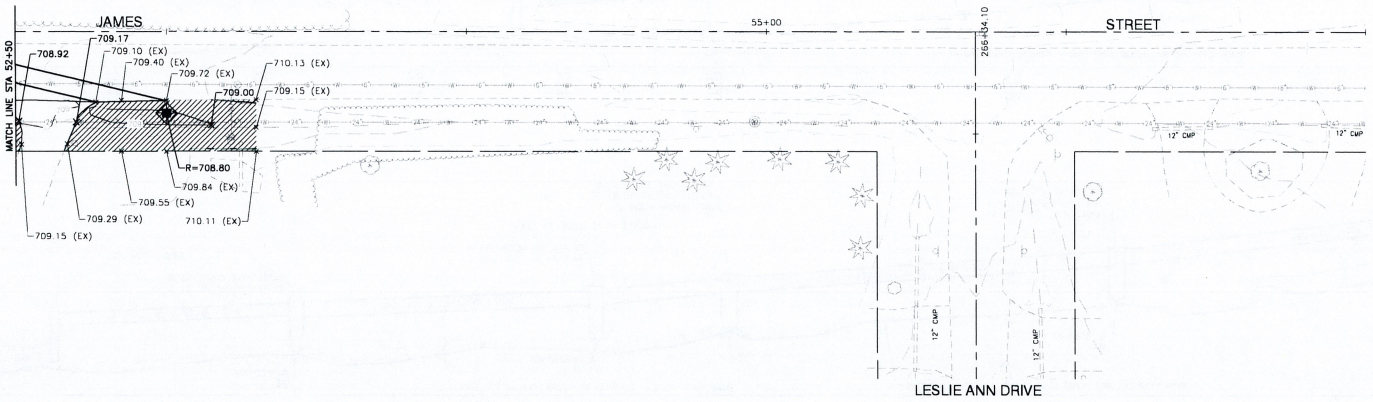



LEGEND

700.00 (EX)	EXISTING ELEVATION
700.00	PROPOSED ELEVATION
	INLET FILTER
	INLET AND PIPE PROTECTION
	TOPSOIL, FURNISH AND PLACE, 4" AND SODDING, SPECIAL
	TEMPORARY DITCH CHECKS
— XXX —	PROPOSED CONTOUR (MAJOR)
— XXX —	PROPOSED CONTOUR (MINOR)

NOTES

1. NO GRADING IS PROPOSED ON PRIVATE PROPERTY. ALL REGRADING OF EXISTING DITCHES SHALL MATCH EXISTING ELEVATIONS AT THE R.O.W. LINE.

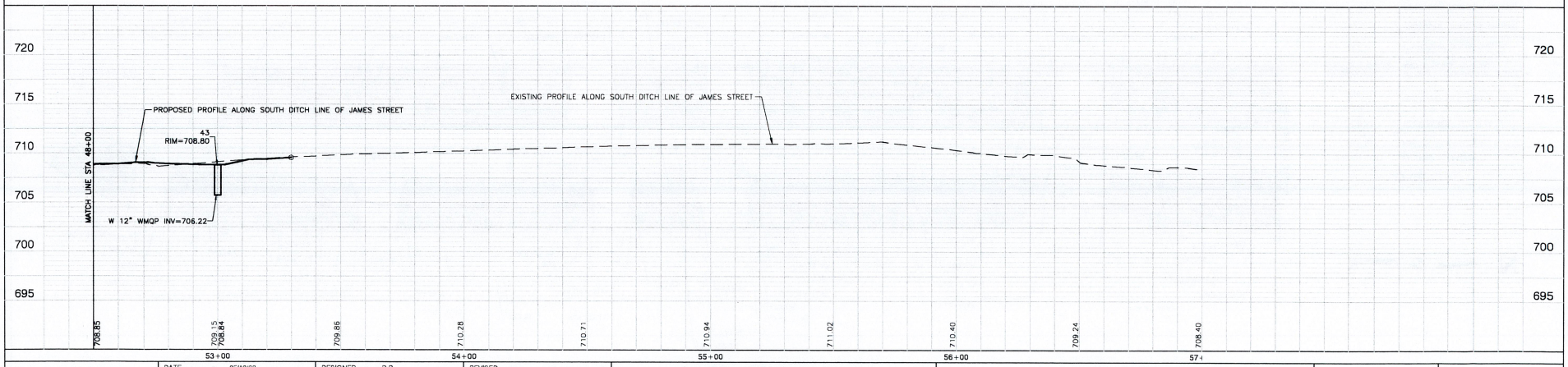

DATE	= 05/10/23	DESIGNED	— D.P.	REVISED	—
SCALE	= 1"=20'	CHECKED	— V.C.	REVISED	—
PROJECT NO	= 21-R0545.01 & 21-R0545.02	DRAWN	— B.G./LL/KWM	REVISED	—
FILE NAME	= 21R0545_01-PLPR-01 (GRAD04)	CHECKED	— AG	REVISED	—

Robinson ENGINEERING

KIMBERLY HEIGHTS
DRAINAGE IMPROVEMENTS - PHASE 1 & PHASE 2
GRADING & EROSION CONTROL - PHASE 1

VILLAGE of **TINLEY PARK**

SHEET NO. 21 of 32

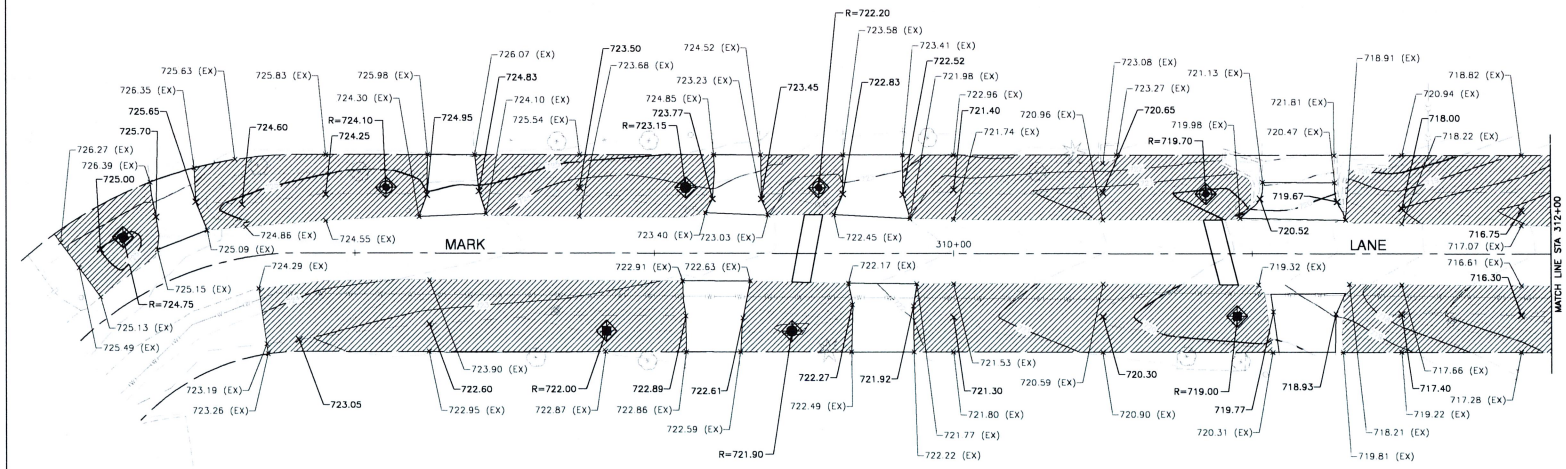

N

LEGEND

700.00 (EX)	EXISTING ELEVATION
700.00	PROPOSED ELEVATION
	INLET FILTER
	INLET AND PIPE PROTECTION
	TOPSOIL, FURNISH AND PLACE, 4" AND SODDING, SPECIAL
	TEMPORARY DITCH CHECKS
xxx	PROPOSED CONTOUR (MAJOR)
xxx	PROPOSED CONTOUR (MINOR)

NOTES

1. NO GRADING IS PROPOSED ON PRIVATE PROPERTY. ALL REGRADING OF EXISTING DITCHES SHALL MATCH EXISTING ELEVATIONS AT THE R.O.W. LINE.

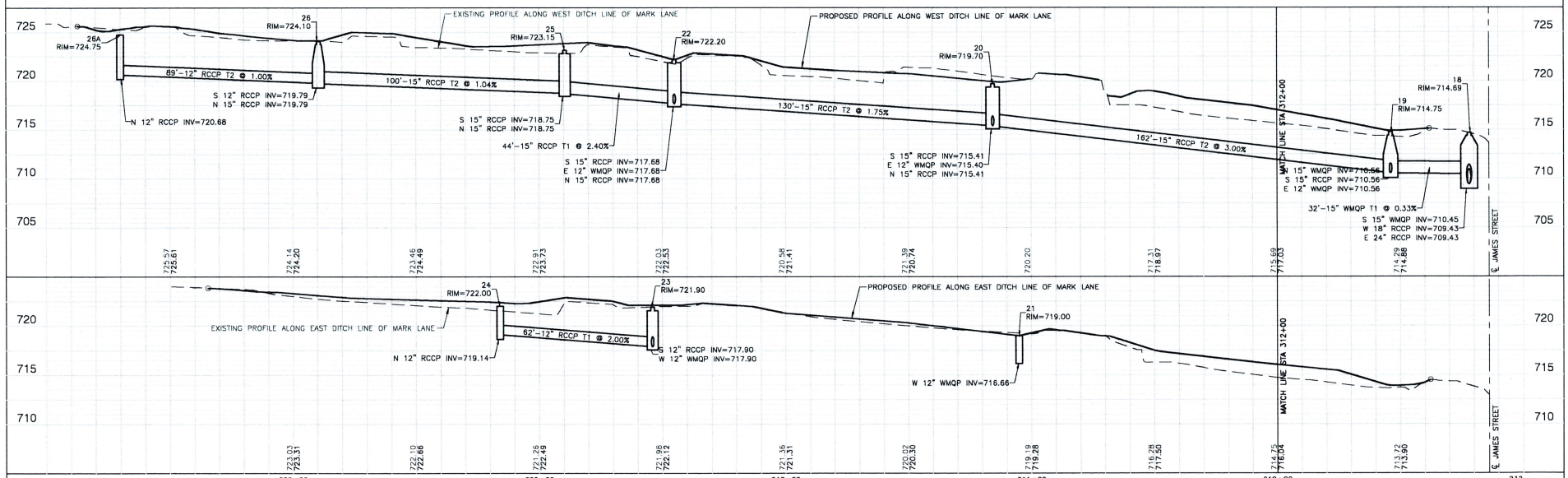

DATE	= 05/10/23	DESIGNED — D.P.	REVISED —	Robinson ENGINEERING	KIMBERLY HEIGHTS DRAINAGE IMPROVEMENTS - PHASE 1 & PHASE 2 GRADING & EROSION CONTROL - PHASE 1
SCALE	= 1"=20'	CHECKED — V.C.	REVISED —		
PROJECT NO	= 21-R0545.01 & 21-R0545.02	DRAWN — B.G./LL/KWM	REVISED —		
FILE NAME	= 21R0545_01-PLPR-01 (GRA005)	CHECKED — AG	REVISED —		

VILLAGE of **TINLEY PARK**

SHEET NO. 22 of 32

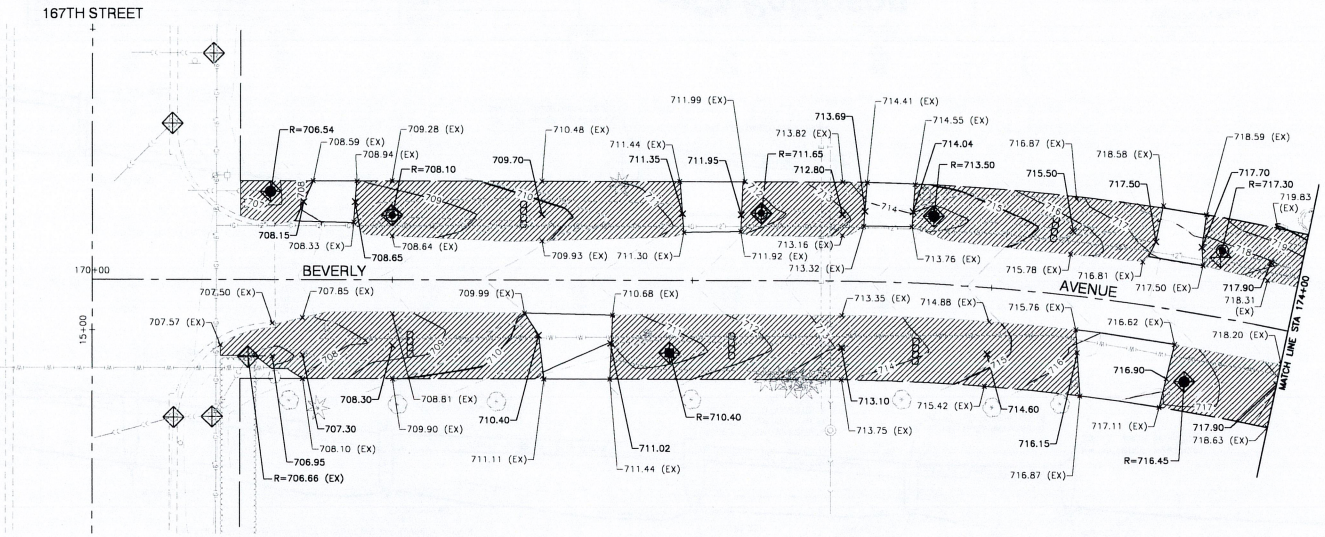

N

LEGEND

700.00 (EX)	EXISTING ELEVATION
700.00	PROPOSED ELEVATION
	INLET FILTER
	INLET AND PIPE PROTECTION
	TOPSOIL, FURNISH AND PLACE, 4" AND SODDING, SPECIAL
	TEMPORARY DITCH CHECKS
— xxx —	PROPOSED CONTOUR (MAJOR)
— xxx —	PROPOSED CONTOUR (MINOR)

NOTES

1. NO GRADING IS PROPOSED ON PRIVATE PROPERTY. ALL REGRADING OF EXISTING DITCHES SHALL MATCH EXISTING ELEVATIONS AT THE R.O.W. LINE.

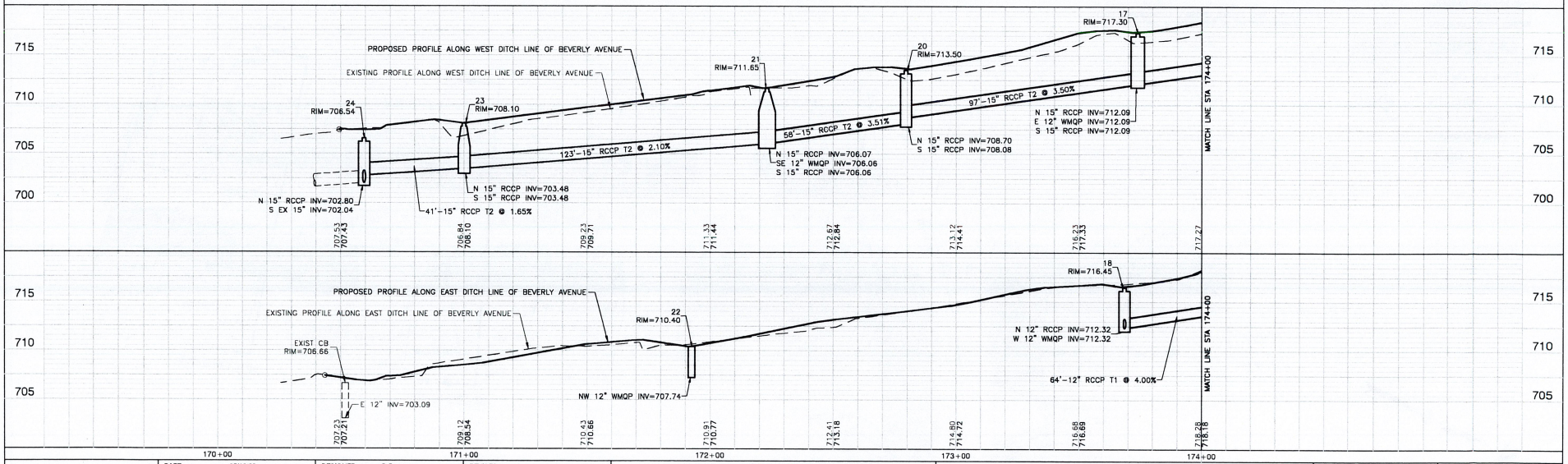

DATE = 05/10/23	DESIGNED — D.P.	REVISED —	Robinson ENGINEERING	KIMBERLY HEIGHTS DRAINAGE IMPROVEMENTS - PHASE 1 & PHASE 2 GRADING & EROSION CONTROL - PHASE 2	VILLAGE of **TINLEY PARK**
SCALE = 1"=50'	CHECKED — V.C.	REVISED —			
PROJECT NO = 21-R0545.01 & 21-R0545.02	DRAWN — B.G./LL/KWM	REVISED —			
FILE NAME = 21R0545_02-PLPR-01 (GRAD01)	CHECKED — AG	REVISED —			

SHEET NO. 23 of 32

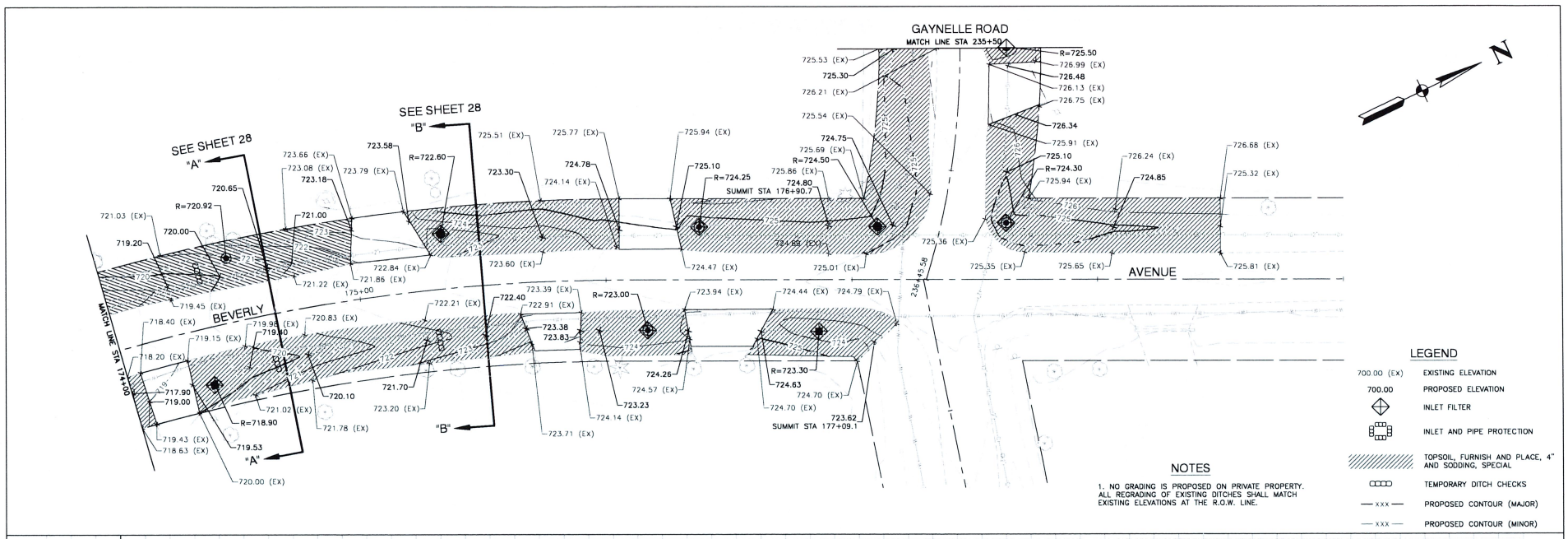

NOTES

1. NO GRADING IS PROPOSED ON PRIVATE PROPERTY. ALL REGRADING OF EXISTING DITCHES SHALL MATCH EXISTING ELEVATIONS AT THE R.O.W. LINE.

LEGEND

700.00 (Ex)	EXISTING ELEVATION
700.00	PROPOSED ELEVATION
	INLET FILTER
	INLET AND PIPE PROTECTION
	TOPSOIL, FURNISH AND PLACE, 4" AND SODDING, SPECIAL
	TEMPORARY DITCH CHECKS
— xxx —	PROPOSED CONTOUR (MAJOR)
— xxx —	PROPOSED CONTOUR (MINOR)

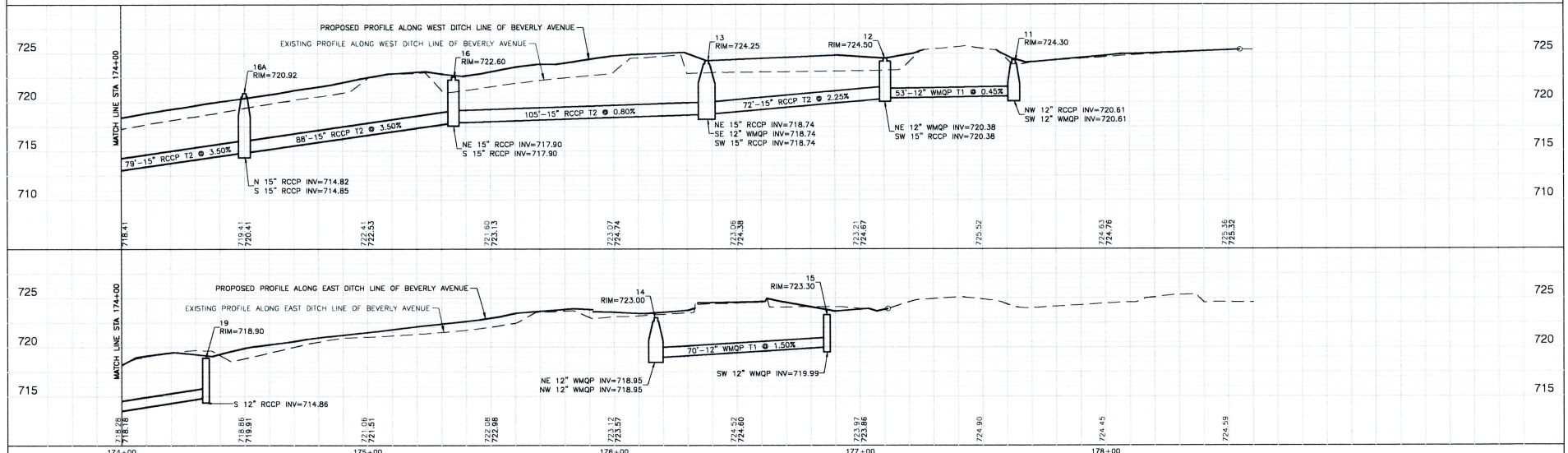

DATE	= 09/10/23	DESIGNED — D.P.	REVISED —	Robinson ENGINEERING	KIMBERLY HEIGHTS DRAINAGE IMPROVEMENTS - PHASE 1 & PHASE 2 GRADING & EROSION CONTROL - PHASE 2
SCALE	= 1"=50'	CHECKED — V.C.	REVISED —		
PROJECT NO	= 21-R0545.01 & 21-R0545.02	DRAWN — B.G./LL/KWM	REVISED —		
FILE NAME	= 21R0545_02-PLPR-01 (GRA002)	CHECKED — AG	REVISED —		

VILLAGE of **TINLEY PARK**

SHEET NO. 24 of 32

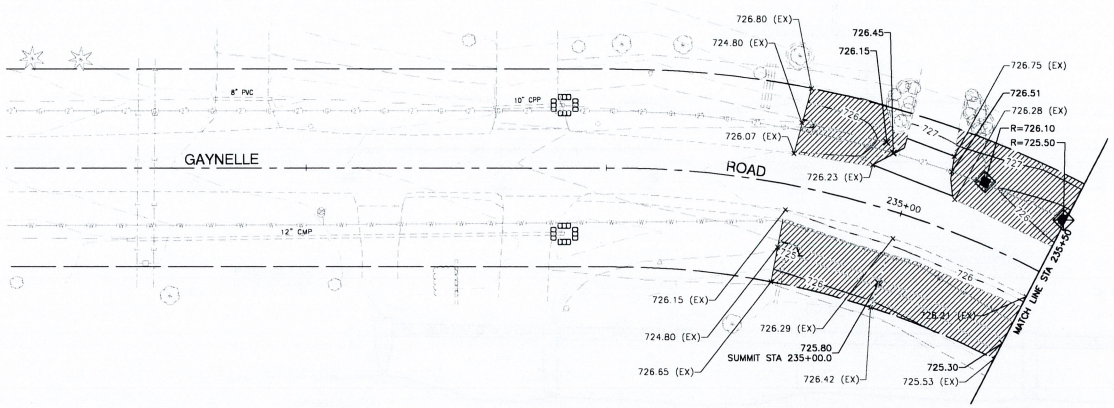

N

LEGEND

700.00 (EX)	EXISTING ELEVATION
700.00	PROPOSED ELEVATION
	INLET FILTER
	INLET AND PIPE PROTECTION
	TOPSOIL, FURNISH AND PLACE, 4" AND SODDING, SPECIAL
	TEMPORARY DITCH CHECKS
— xxx —	PROPOSED CONTOUR (MAJOR)
— xxx —	PROPOSED CONTOUR (MINOR)

NOTES

1. NO GRADING IS PROPOSED ON PRIVATE PROPERTY. ALL REGRADING OF EXISTING DITCHES SHALL MATCH EXISTING ELEVATIONS AT THE R.O.W. LINE.

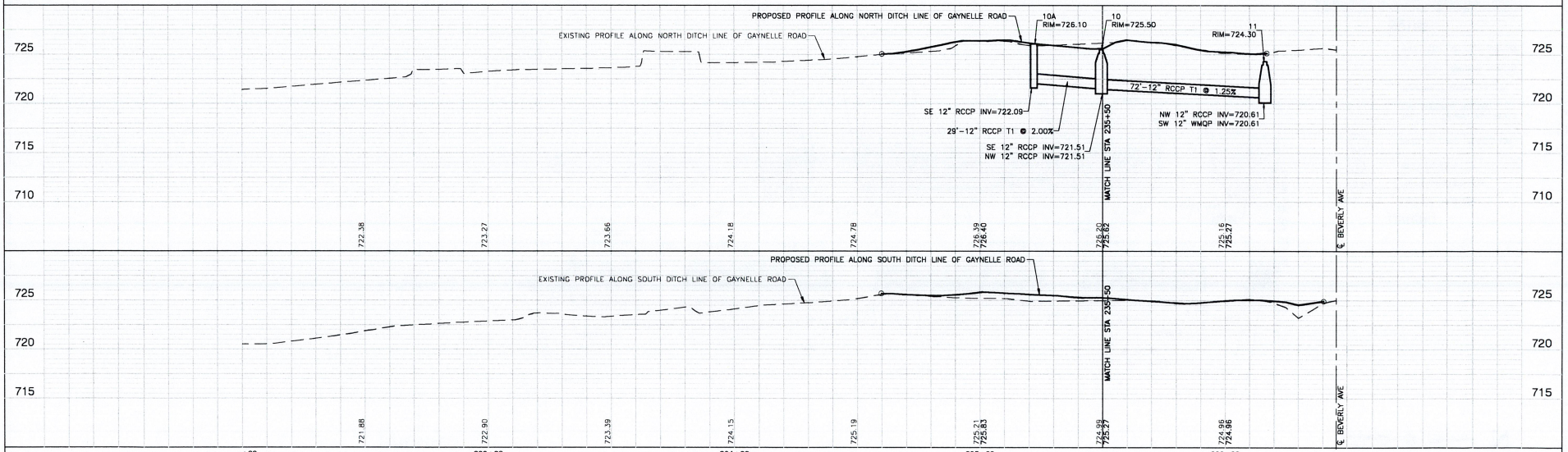

DATE = 05/10/23	DESIGNED — D.P.	REVISED —	Robinson ENGINEERING	KIMBERLY HEIGHTS DRAINAGE IMPROVEMENTS - PHASE 1 & PHASE 2 GRADING & EROSION CONTROL - PHASE 2	VILLAGE of **TINLEY PARK**
SCALE = 1"=50'	CHECKED — V.C.	REVISED —			
PROJECT NO = 21-R0545.01 & 21-R0545.02	DRAWN — B.G./LL/KWM	REVISED —			
FILE NAME = 21R0545_02-PLPR-01 (GRAD03)	CHECKED — AG	REVISED —			

SHEET NO. 25 of 32

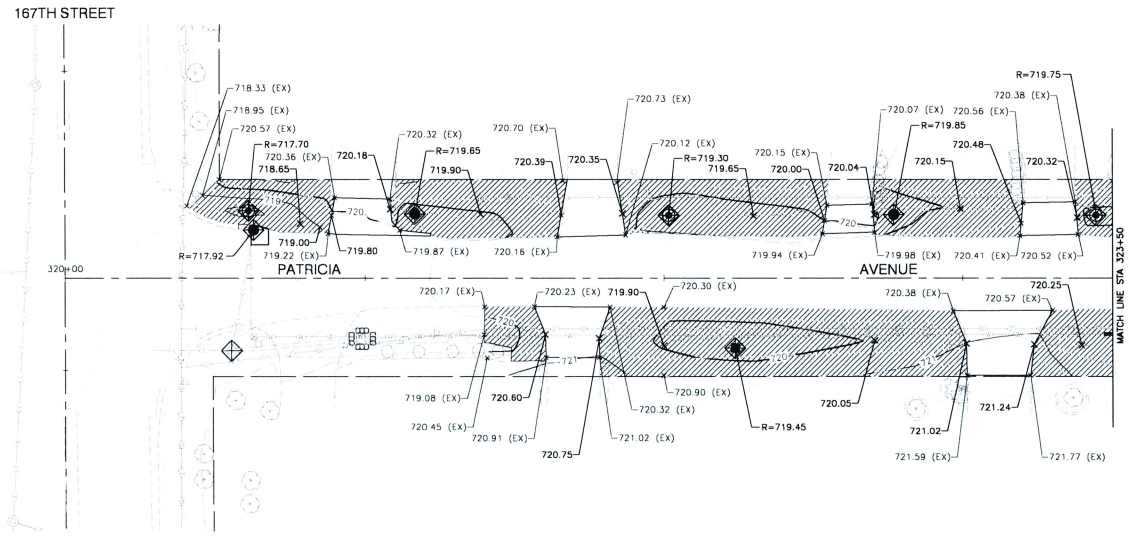

N

LEGEND

700.00 (EX)	EXISTING ELEVATION
700.00	PROPOSED ELEVATION
	INLET FILTER
	INLET AND PIPE PROTECTION
	TOPSOIL, FURNISH AND PLACE, 4" AND SODDING, SPECIAL
	TEMPORARY DITCH CHECKS
— xxx —	PROPOSED CONTOUR (MAJOR)
— xxx —	PROPOSED CONTOUR (MINOR)

NOTES

1. NO GRADING IS PROPOSED ON PRIVATE PROPERTY. ALL REGRADING OF EXISTING DITCHES SHALL MATCH EXISTING ELEVATIONS AT THE R.O.W. LINE.

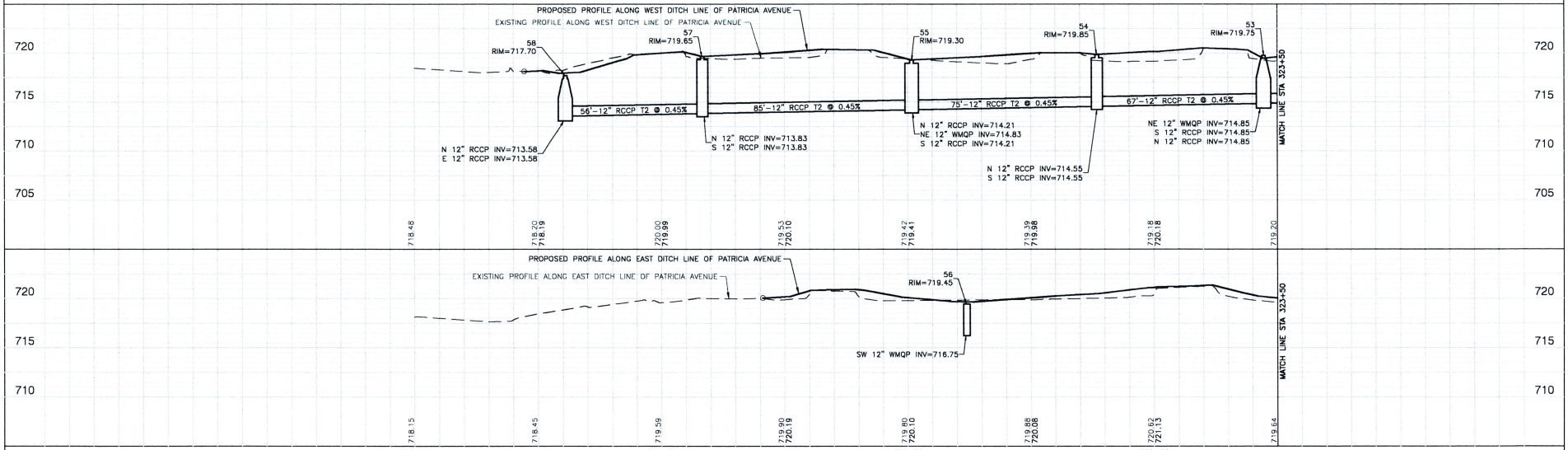

DATE	= 05/10/23	DESIGNED	— D.P.	REVISED	—		
SCALE	= 1"=50'	CHECKED	— V.C.	REVISED	—		
PROJECT NO	= 21-R0545.01 & 21-R0545.02	DRAWN	— B.G./L.J/KWM	REVISED	—		
FILE NAME	= 21R0545_02-PLPR-01 (GRA004)	CHECKED	— AG	REVISED	—		

Robinson ENGINEERING

KIMBERLY HEIGHTS
DRAINAGE IMPROVEMENTS - PHASE 1 & PHASE 2
GRADING & EROSION CONTROL - PHASE 2

VILLAGE of **TINLEY PARK**

SHEET NO. 26 of 32

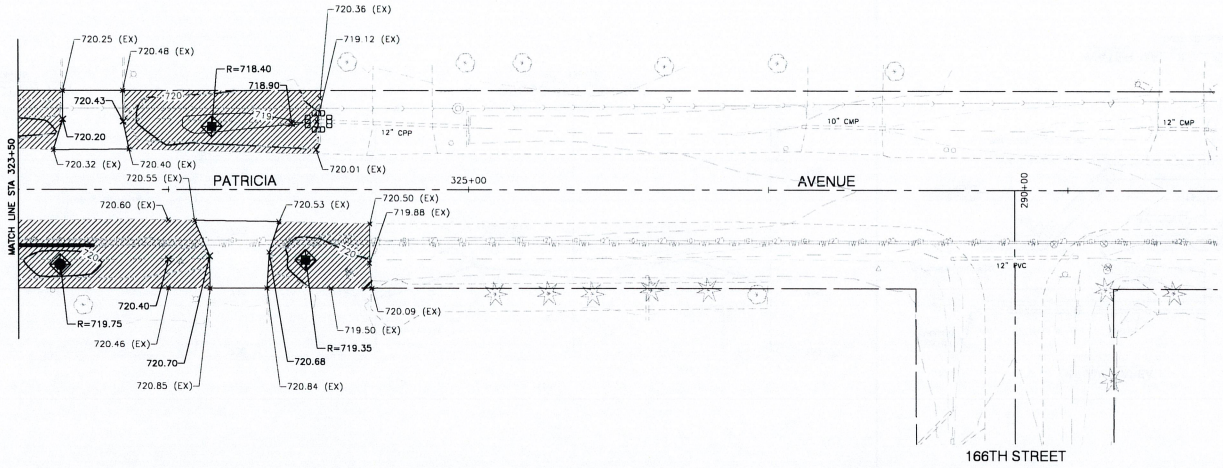

LEGEND

700.00 (EX)	EXISTING ELEVATION
700.00	PROPOSED ELEVATION
	INLET FILTER
	INLET AND PIPE PROTECTION
	TOPSOIL, FURNISH AND PLACE, 4" AND SODDING, SPECIAL
	TEMPORARY DITCH CHECKS
— xxx —	PROPOSED CONTOUR (MAJOR)
— xxx —	PROPOSED CONTOUR (MINOR)

NOTES

1. NO GRADING IS PROPOSED ON PRIVATE PROPERTY. ALL REGRADING OF EXISTING DITCHES SHALL MATCH EXISTING ELEVATIONS AT THE R.O.W. LINE.

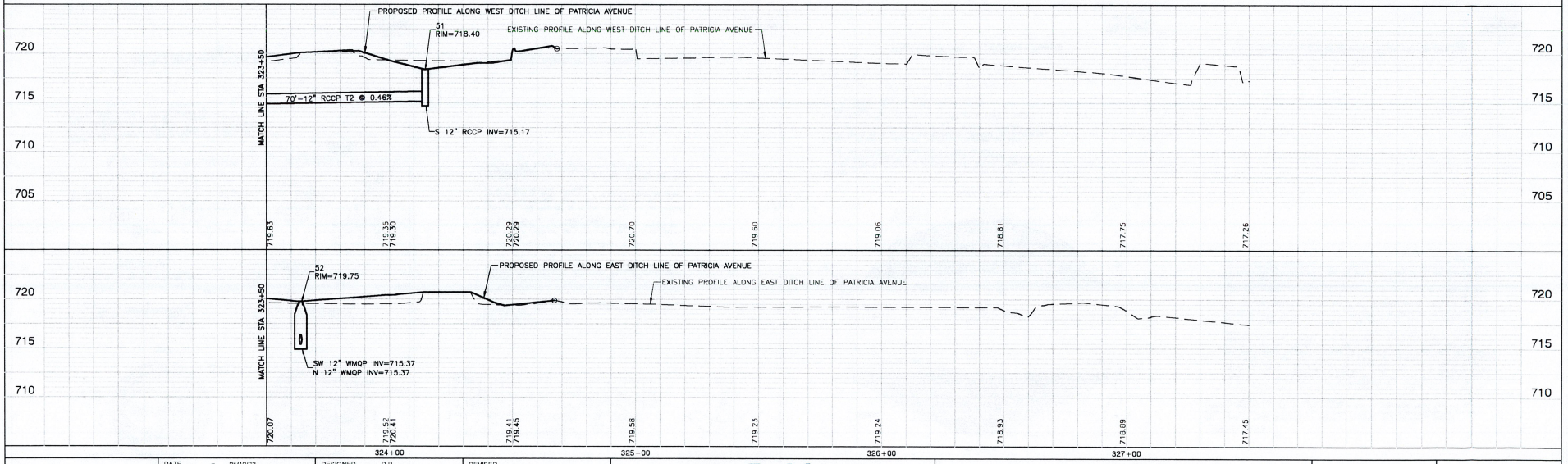

DATE = 05/10/23	DESIGNED — D.P.	REVISED —	Robinson ENGINEERING	KIMBERLY HEIGHTS DRAINAGE IMPROVEMENTS - PHASE 1 & PHASE 2 GRADING & EROSION CONTROL - PHASE 2	VILLAGE of **TINLEY PARK**	SHEET NO. 27 of 32
SCALE = 1"=50'	CHECKED — V.C.	REVISED —				
PROJECT NO = 21-R0545.01 & 21-R0545.02	DRAWN — B.G./LL/KWM	REVISED —				
FILE NAME = 21R0545_02-PLPR-01 (GRADS)	CHECKED — AG	REVISED —				

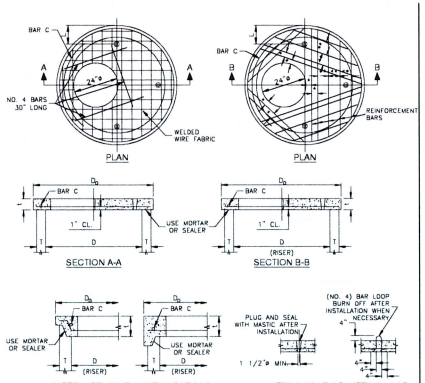

NOTES:
THE FLAT SLAB TOP MAY BE USED IN LIEU OF THE TAPERED TOPS SHOWN ON VALVE IN VAULT DETAIL FOR PRESSURE CONNECTION, TYPE 1 MANHOLE DETAIL, CATCH BASIN TYPE A DETAIL, OR STORM MANHOLE DETAIL AT THE OPTION OF THE CONTRACTOR OR WHEN FIELD CONDITIONS PROHIBIT THE USE OF TAPERED TOPS.

PRECAST REINFORCED CONCRETE FLAT SLAB TOP
(SHEET 1 OF 2)

TABLE

D	T	D_b MIN.	t	REINFORCEMENT "A's" W.M.F. EACH DIRECTION	OR BAR SIZE	NO. 4 BAR C LENGTH	RADIUS	L
36"	6"	6"	6"	0.20 SQ. INCH/FT.	NO. 4	4'-0"	19"	6"
4'-0"	6"	8"	8"	0.35 SQ. INCH/FT.	NO. 5	5'-0"	32"	9"
5'-0"	6"	8"	8"	0.35 SQ. INCH/FT.	NO. 5	5'-0"	32"	9"

D = SIZE APPLICABLE STANDARDS

RADIUS
BAR C

FLAT SLAB TOP NOTES:

1. CONCRETE SHALL BE CLASS SI FOR CAST-IN-PLACE CONSTRUCTION (OR PC FOR PRECAST) AND MEET THE REQUIREMENTS OF SECTION 1020 OF THE STANDARD SPECIFICATIONS FOR ROAD AND BRIDGE CONSTRUCTION, LATEST EDITION.
2. REINFORCEMENT BARS SHALL HAVE A YIELD STRENGTH OF F_y=60,000 PSI, AND MEET THE REQUIREMENTS OF ARTICLE 1006.10 OF THE STANDARD SPECIFICATIONS FOR ROAD AND BRIDGE CONSTRUCTION, LATEST EDITION.
3. TIE WIRE SHALL BE EPOXY COATED.
4. THE ACCESS HATCHES SHALL BE CAST INTO THE SLABS.
5. BARS SHALL BE FIELD CUT SUCH THAT THERE WILL BE 2" OF COVER FROM THE END OF THE BARS ON THE OUTSIDE EDGES. BARS SHALL BE TRIMMED TO 1/2" FROM HATCH FRAME.
6. IF THE FLAT SLAB TOPS ARE TO BE CAST-IN-PLACE (ON THE EXISTING WET WELL AND PROPOSED VALVE VAULT) THEN POLYETHYLENE SHEETS SHALL BE USED AS BOND-BREAKERS BETWEEN THE BARREL SECTIONS OF THE STRUCTURES AND THE SLABS.
7. THE ANCHOR BOLTS FOR THE UPPER GUIDE RAIL SUPPORTS SHALL BE INSTALLED BETWEEN THE TOP AND BOTTOM REINFORCEMENTS MATS SUCH THAT NO REBAR IS DAMAGED DURING THEIR INSTALLATION.

PRECAST REINFORCED CONCRETE FLAT SLAB TOP
(SHEET 2 OF 2)

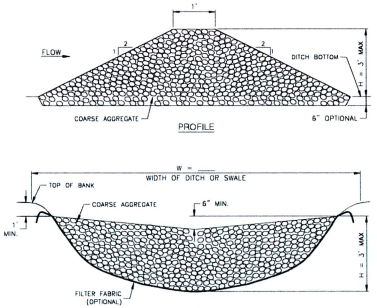

NOTES:
1. FILTER FABRIC SHALL MEET THE REQUIREMENTS OF MATERIAL SPECIFICATION 592 GEOTEXTILE, TABLE 1 OF 2, CLASS 1, II, OR IV AND SHALL BE PLACED OVER THE CLEARED AREA PRIOR TO THE PLACING OF ROCK.
2. COARSE AGGREGATE SHALL MEET ONE OF THE FOLLOWING IDOT GRADATIONS, CA-1, CA-2, CA-3, OR CA-4 AND BE PLACED ACCORDING TO CONSTRUCTION SPECIFICATION 25 ROCKFILL USING PLACEMENT METHOD 1 AND CLASS III COMPACTION.
3. FOR ADDED STABILITY, THE BASE OF THE DAM MAY BE KEYED 6 INCHES INTO THE SOIL.
4. SEE PLANS FOR SPACING OF DAMS AND H DIMENSIONS.
5. DRAINAGE AREA TO EACH DAM SHALL BE LESS THAN 2 ACRES.
6. USE ROCK CHECK DAM-RIPRAP IL-605R FOR DRAINAGE AREAS OF 2 TO 10 ACRES.

ROCK CHECK DAM - COARSE AGGREGATE

GENERAL NOTES:

THE VILLAGE OF TINLEY PARK REQUIRES GENERAL COMPLIANCE WITH THE NPDES PHASE II PROGRAM. AS SUCH, THE VILLAGE REQUIRES THAT ALL DEVELOPMENTS PROVIDE, TO THE EXTENT POSSIBLE, CONSTRUCTION SITE RUN-OFF CONTROL AND ILLICIT DISCHARGE PREVENTION AND ELIMINATION. ALL DEVELOPMENTS WILL PROVIDE THE FOLLOWING:

1. AN EROSION CONTROL PLAN THAT PROVIDES FOR, AMONG OTHER THINGS, A SILT FENCE AROUND THE SITE WHERE ANY RUN-OFF WOULD BE DIRECTED OFF-SITE, EITHER TEMPORARILY OR PERMANENTLY. INCLUDED IN THE PLAN WILL BE "SILT-SAVER" (OR EQUAL) FRAMES AND FILTER ASSEMBLIES OVER ALL STORM SEWER STRUCTURES. STRAW BALES WILL NO LONGER BE ALLOWED DUE TO THE LACK OF MAINTENANCE. SILTATION BASINS AND DITCH CHECKS WILL BE SHOWN AS APPROPRIATE. THE PLAN SHALL HAVE THE FOLLOWING CERTIFICATION: *"THIS EROSION CONTROL PLAN WAS PREPARED BY (ENGINEER'S NAME) OR UNDER MY DIRECT SUPERVISION, AND COMPLIES WITH THE URBAN SOIL EROSION CONTROL AND STANDARDS IN ILLINOIS MANUAL AND THE GENERALLY RECOGNIZED METHODS IN USE IN THE AREA."* SIGNED AND DATED BY THE PROJECT ENGINEER.
2. ALL STORM WATER FRAMES AND GRATES SHALL BE MARKED WITH "DUMP NO WASTE" AND "DRAINS TO CREEK" OR OTHER ACCEPTABLE LETTERING AS APPROVED BY THE VILLAGE ENGINEER.
3. THE LAST CATCH BASIN PRIOR TO THE OUTLET TO A DETENTION SYSTEM OR NATURAL WATERWAY SHALL BE EQUIPPED WITH A TRAP SUCH AS THE SAOUT OR EQUAL. THE CONTRACTOR SHALL CLEAN OUT ALL SUMPS OF SUSPENDED SOLIDS AND OTHER POLLUTANTS ON A REGULAR BASIS UNTIL THE VILLAGE ACCEPTS THE IMPROVEMENTS.
4. THE CONTRACTOR/DEVELOPER SHALL TAKE THE NECESSARY STEPS TO CONTROL WASTE SUCH AS DISCARDED BUILDING MATERIALS, CONCRETE TRUCK WASHOUT, CHEMICALS, LITTER AND SANITARY WASTE AT THE CONSTRUCTION SITE THAT MAY CAUSE ADVERSE IMPACTS TO WATER QUALITY.

NATIONAL POLLUTION DISCHARGE ELIMINATION SYSTEM

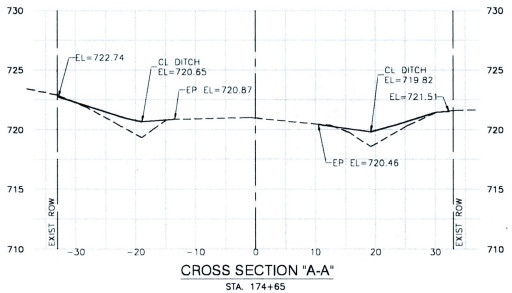

CROSS SECTION "A-A"
STA. 174+65

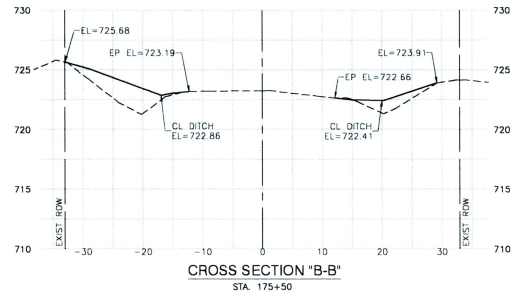

CROSS SECTION "B-B"
STA. 175+50

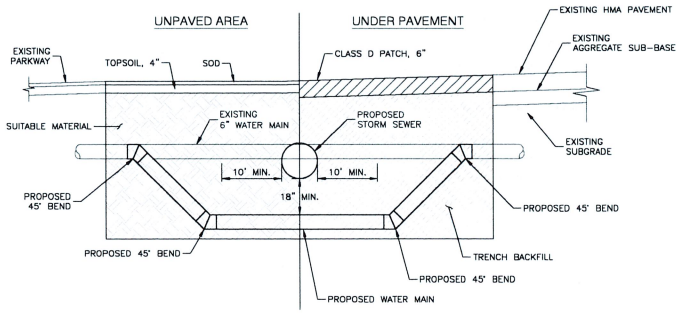

WATER MAIN ADJUSTMENT DETAIL
(NOT TO SCALE)

DATE	=	05/10/23	DESIGNED	—	D.P.	REVISED	—
SCALE	=	N.T.S.	CHECKED	—	V.C.	REVISED	—
PROJECT NO	=	21-R0545.01 & 21-R0545.02	DRAWN	—	KWM	REVISED	—
FILE NAME	=	21R0545_02-DTLS-01-DTLS01	CHECKED	—	AG	REVISED	—

Robinson ENGINEERING

KIMBERLY HEIGHTS
DRAINAGE IMPROVEMENTS - PHASE 1 & PHASE 2
CONSTRUCTION DETAILS

VILLAGE of **TINLEY PARK**

SHEET NO. 28 of 32

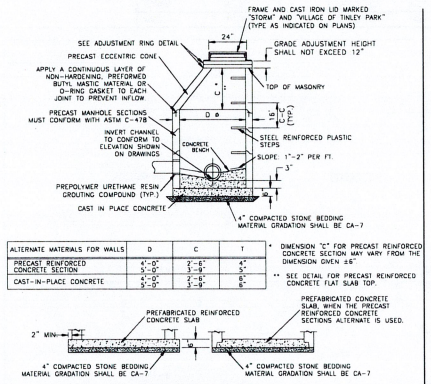

ALTERNATE MATERIALS FOR WALLS	D	C	T
PRECAST REINFORCED CONCRETE SECTION	4'-0"	2'-6"	4"
	5'-0"	3'-9"	5"
CAST-IN-PLACE CONCRETE	4'-0"	2'-6"	6"
	5'-0"	3'-9"	6"

* DIMENSION "C" FOR PRECAST REINFORCED CONCRETE SECTION MAY VARY FROM THE DIMENSION GIVEN ±6".

** SEE DETAIL FOR PRECAST REINFORCED CONCRETE FLAT SLAB TOP.

ALTERNATE BOTTOM SLAB

NOTES:
1. ECCENTRIC CONES REQUIRED, UNLESS OTHERWISE INDICATED ON DRAWINGS. FLAT SLAB TOPS PERMITTED ONLY FOR MANHOLES TOO SHALLOW FOR CONES.
2. USE 4'-0"ø FOR SEWER SIZES 8" THRU 21", 5'-0"ø FOR SEWER SIZES 24" THRU 33" UNLESS OTHERWISE NOTED.
3. CAST-IN-PLACE STORM STRUCTURES WILL BE CONSIDERED BY THE VILLAGE, IF NECESSARY. SHOP DRAWINGS SHALL BE SUBMITTED AND APPROVED BY THE VILLAGE ENGINEER PRIOR TO THE START OF PROJECT.

STORM MANHOLE

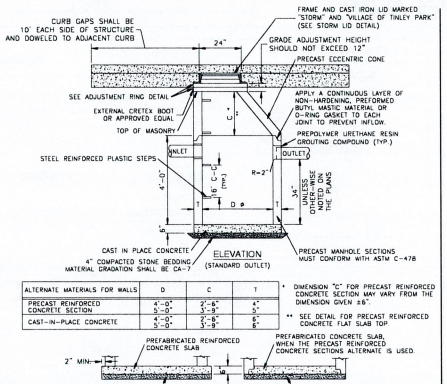

ALTERNATE MATERIALS FOR WALLS	D	C	T
PRECAST REINFORCED CONCRETE SECTION	4'-0"	2'-6"	4"
	5'-0"	3'-9"	5"
CAST-IN-PLACE CONCRETE	4'-0"	2'-6"	6"
	5'-0"	3'-9"	6"

* DIMENSION "C" FOR PRECAST REINFORCED CONCRETE SECTION MAY VARY FROM THE DIMENSION GIVEN ±6".

** SEE DETAIL FOR PRECAST REINFORCED CONCRETE FLAT SLAB TOP.

ALTERNATE BOTTOM SLAB

NOTES:
1. ALL CATCH BASINS SHALL BE 4'-0"ø UNLESS OTHERWISE NOTED ON THE PLANS.
2. USE ECCENTRIC CONES UNLESS OTHERWISE INDICATED ON THE DRAWINGS. FLAT SLAB TOPS PERMITTED ONLY FOR MANHOLES TOO SHALLOW FOR CONES.
3. USE THE TYPE OF FRAME AND COVER INDICATED ON THE DRAWINGS.
4. CAST-IN-PLACE STORM STRUCTURES WILL BE CONSIDERED BY THE VILLAGE, IF NECESSARY. SHOP DRAWINGS SHALL BE SUBMITTED AND APPROVED BY THE VILLAGE ENGINEER PRIOR TO THE START OF THE PROJECT.

CATCH BASIN TYPE A (IN PAVEMENT)

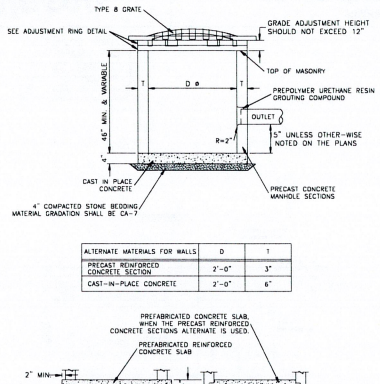

ALTERNATE MATERIALS FOR WALLS	D	T
PRECAST REINFORCED CONCRETE SECTION	2'-0"	3"
CAST-IN-PLACE CONCRETE	2'-0"	6"

ALTERNATE BOTTOM SLAB

NOTE:
1. CAST-IN-PLACE STORM STRUCTURES WILL BE CONSIDERED BY THE VILLAGE, IF NECESSARY. SHOP DRAWINGS SHALL BE SUBMITTED AND APPROVED BY THE VILLAGE ENGINEER PRIOR TO THE START OF THE PROJECT.

CATCH BASIN TYPE C

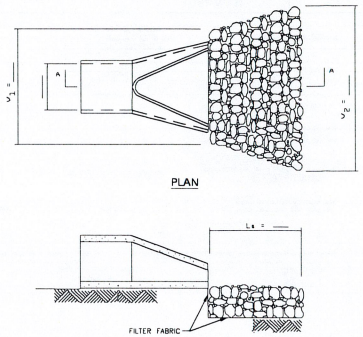

RIRAP TABLE						
MAIN PIPE SIZE	W_1	W_2	L_a	RIPRAP CLASS	MINIMUM THICKNESS	BEDDING THICKNESS
19"x30"	7.5'	18.5'	16'	A3	15"	---

STONE RIPRAP FOR INLET/OUTLET PROTECTION

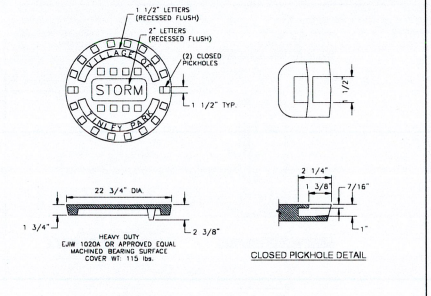

*LIDS SHALL COMPLY WITH NPDES PHASE II BEST MANAGEMENT PRACTICES THROUGH APPROPRIATE FACIAL MARKINGS.

SPECIAL LETTERED STORM MANHOLE LID*

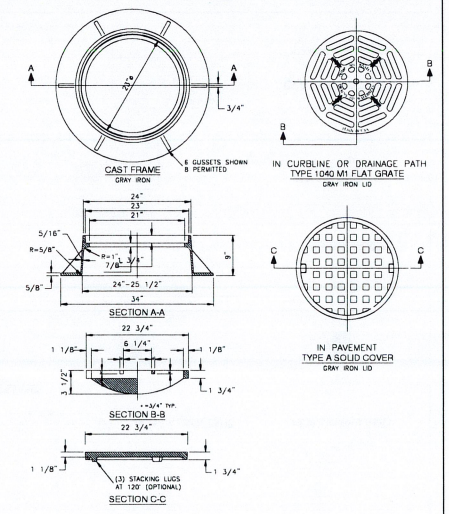

TYPE 1 FRAME AND LIDS

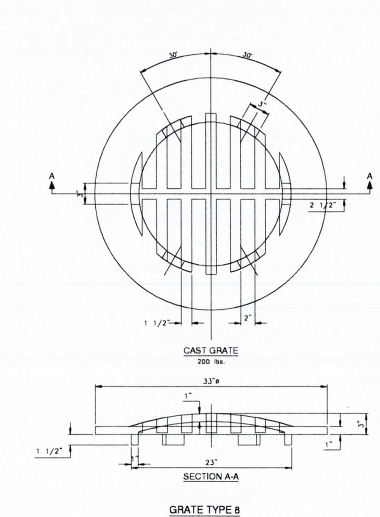

GRATE TYPE 8 (GRASS AREAS ONLY)

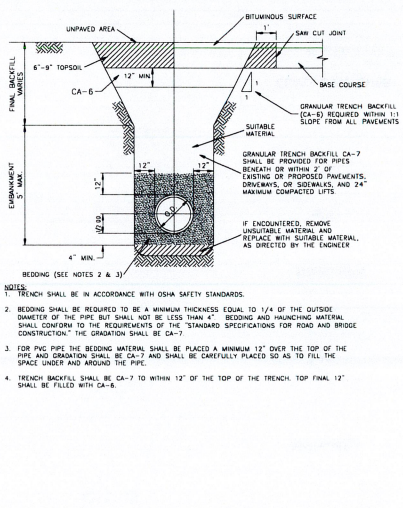

NOTES:
1. TRENCH SHALL BE IN ACCORDANCE WITH OSHA SAFETY STANDARDS.
2. BEDDING SHALL BE REQUIRED TO BE A MINIMUM THICKNESS EQUAL TO 1/4 OF THE OUTSIDE DIAMETER OF THE PIPE BUT SHALL NOT BE LESS THAN 4". BEDDING AND HAUNCHING MATERIAL SHALL CONFORM TO THE REQUIREMENTS OF THE "STANDARD SPECIFICATIONS FOR ROAD AND BRIDGE CONSTRUCTION." THE GRADATION SHALL BE CA-7
3. FOR PVC PIPE THE BEDDING MATERIAL SHALL BE PLACED A MINIMUM 12" OVER THE TOP OF THE PIPE AND GRADATION SHALL BE CA-7 AND SHALL BE CAREFULLY PLACED SO AS TO FILL THE SPACE UNDER AND AROUND THE PIPE.
4. TRENCH BACKFILL SHALL BE CA-7 TO WITHIN 12" OF THE TOP OF THE TRENCH. TOP FINAL 12" SHALL BE FILLED WITH CA-6.

TRENCH BACKFILL DETAIL FOR STORM SEWER

DATE	= 05/10/23	DESIGNED	— D.P.	REVISED	—
SCALE	= N.T.S.	CHECKED	— V.C.	REVISED	—
PROJECT NO	= 21-R0545.01 & 21-R0545.02	DRAWN	— KWM	REVISED	—
FILE NAME	= 21R0545_02-DTLS-01-DTLS02	CHECKED	— AG	REVISED	—

Robinson ENGINEERING

KIMBERLY HEIGHTS
DRAINAGE IMPROVEMENTS - PHASE 1 & PHASE 2
CONSTRUCTION DETAILS

VILLAGE of TINLEY PARK

SHEET NO. 29 of 32

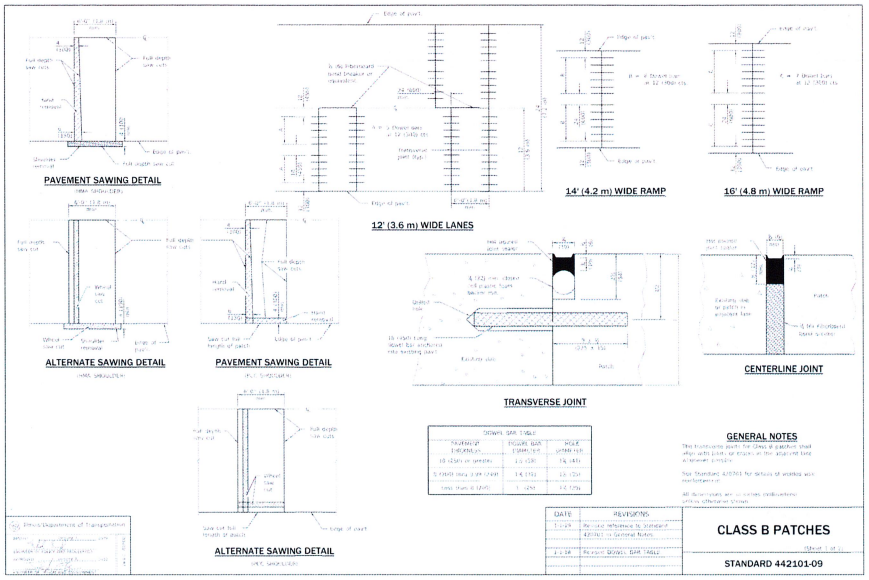

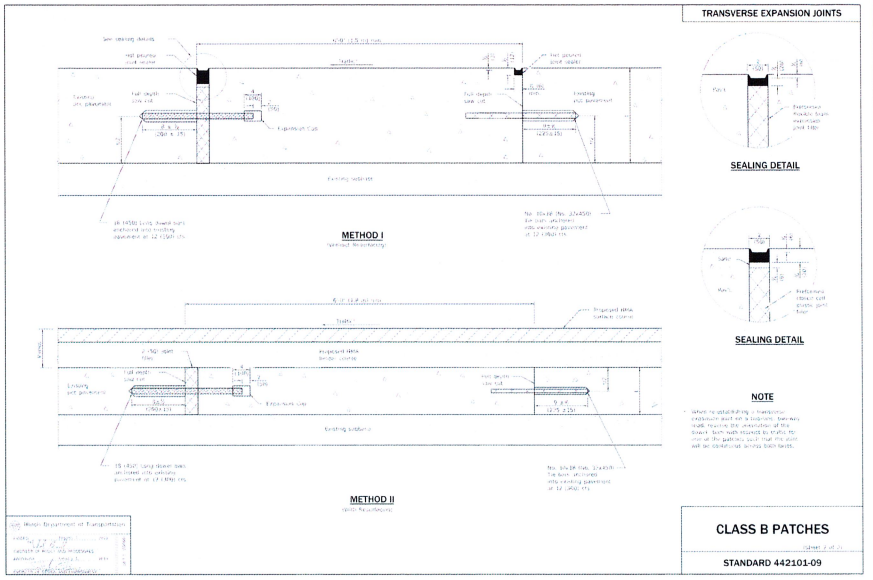

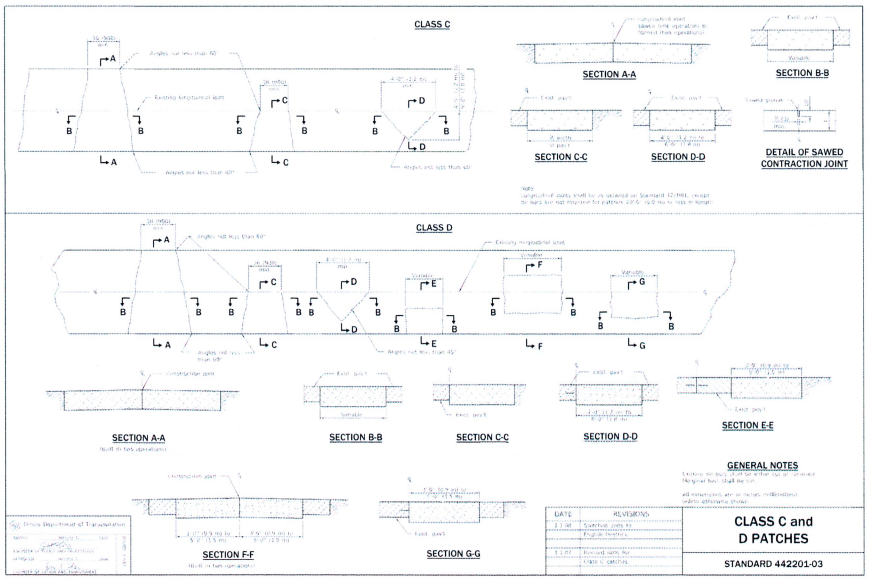

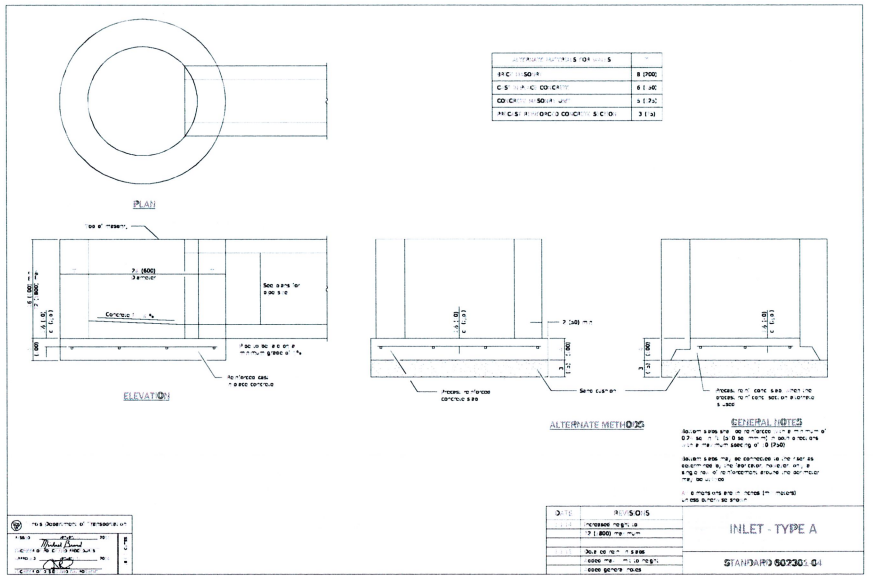

DATE	= 05/10/23	DESIGNED	— D.P.	REVISED	—
SCALE	= N.T.S.	CHECKED	— V.C.	REVISED	—
PROJECT NO	= 21-R0545.01 & 21-R0545.02	DRAWN	— KWM	REVISED	—
FILE NAME	= 21R0545_02-DTLS-01-DTLS03	CHECKED	— AG	REVISED	—

Robinson ENGINEERING

KIMBERLY HEIGHTS
DRAINAGE IMPROVEMENTS - PHASE 1 & PHASE 2
CONSTRUCTION DETAILS

VILLAGE of TINLEY PARK

SHEET NO. 30 of 32

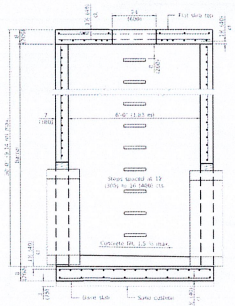

SECTION PARALLEL TO PIPE
(Without conical top riser)

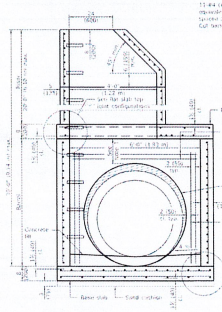

SECTION PERPENDICULAR TO PIPE
(With conical top riser)

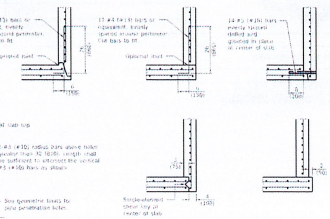

BASE SLAB JOINT CONFIGURATIONS

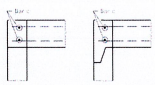

FLAT SLAB TOP JOINT CONFIGURATIONS
(Shown at corner pipe)

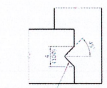

SHEAR KEY GEOMETRY
(Recommended not shown for clarity)

GEOMETRIC LIMITS FOR PIPE PENETRATION HOLES

Note 1: A minimum of 9 (229) of normalized overhead concrete shall be maintained across pipe penetration holes = 32 (610).

Note 2: A minimum 12 (300) inside rim length of combined concrete shall be maintained between pipe penetration holes = 15 (380).

Note 3: A maximum of 60 (1500) of the inside perimeter of the reinforced concrete manhole walls may be removed.

Note 4: Horizontal joints that intersect pipe penetration holes = 15 (380) shall have one joint spiked for every location around the perimeter of the joint where the inside arc length between pipe penetration holes is = 24 (610). See joint splice detail.

Note 5: The recommended pipe penetration hole is equal to the O.D. of the pipe plus 4 (100).

Note 6: Only pipe penetration holes = 15 (380) are allowed in riser sections.

GENERAL NOTES

Pipe holes shall be formed to facilitate proper placement of hole reinforcement.

The manufacturer shall ensure that all general manhole sections are adequately reinforced where required to avoid damage from handling, shipping and installation stresses.

Lifting holes shall be located in the sections as per the manufacturer's recommendations.

See Standard 602201 for details of manhole steps.

All dimensions are in inches (millimeters) unless otherwise noted.

DATE	REVISIONS
1-1-21	Revised Note 1, Note 2, and lifting hole general note
3-1-19	Moved wall reinforcement from inside face to inside

Illinois Department of Transportation

PRECAST MANHOLE TYPE A
6' (1.83 m) DIAMETER
(Sheet 1 of 3)

STANDARD 602406-11

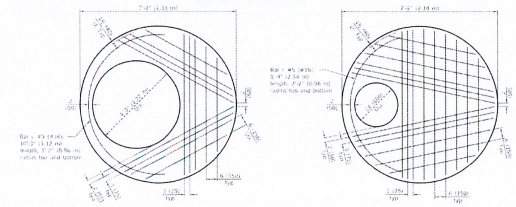

PLAN - FLAT SLAB TOP
(Showing layout of bottom reinforcement bars and c bars)

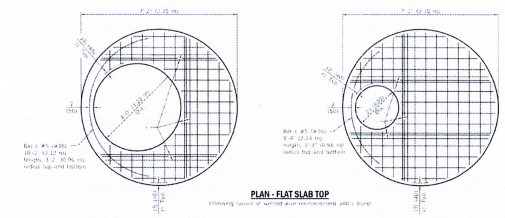

PLAN - FLAT SLAB TOP
(Showing layout of wall and reinforcement and c bars)

* #5 (#16) bars for holes at 10 ft. (3.0) and flat or #6 (#19) bars for holes at 16 ft. (5.0) and flat bottom. Single foot bar with closest WWR bar to fine spacing and place second bar at 3 (75) away.

Illinois Department of Transportation

PRECAST MANHOLE TYPE A
6' (1.83 m) DIAMETER
(Sheet 2 of 3)

STANDARD 602406-11

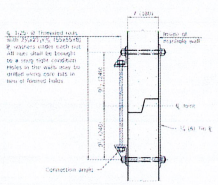

JOINT SPLICE

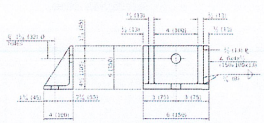

CONNECTION ANGLE



TIE PLATE

FLAT SLAB TOP REINFORCEMENT

Location	Riser Height (MH)	WWR (each direction)		Ridge Beach direction except as noted		
		A_s (mm²)	Spacing (mm)	A_s (mm²)	Spacing (mm)	Bar Size
Top Mat	All	0.11 sq. in./ft. (253 sq. mm/m)	10 (150)	0.11 sq. in./ft. (253 sq. mm/m)	10 (150)	#3 or #4 (#10) (#13)
Bottom Mat	RH = 10 ft. (3.05 m)	0.12 sq. in./ft. (1712 sq. mm/m)	6 (150)	See plan view for riser orientation and spacing and the table for bar size		#5 (#16)
	RH = 16 ft. (5.05 m)	0.06 sq. in./ft. (1062 sq. mm/m)	6 (150)			#6 (#19)

** Only one layer of WWR permitted to avoid congestion

WALL REINFORCEMENT

Location	Orientation	WWR or Rebar	
		A_s (mm²)	Spacing (mm)
4 ft. (1.23 m) Ø Riser	Circumferential	0.12 sq. in./ft. (254 sq. mm/m)	6 (150)
	Vertical	0.045 sq. in./ft. (95 sq. mm/m)	4 (200)
6 ft. (1.83 m) Ø Barrel	Circumferential	0.18 sq. in./ft. (381 sq. mm/m)	6 (150)
	Vertical	0.045 sq. in./ft. (95 sq. mm/m)	6 (150)

BASE SLAB REINFORCEMENT

Location	Riser Height (MH)	WWR or Rebar (each direction)	
		A_s (mm²)	Spacing (mm)
Top Mat	RH = 10 ft. (3.05 m) or RH = 16 ft. (5.10 m)	0.28 sq. in./ft. (593 sq. mm/m)	6 (150)
	RH = 16 ft. (5.05 m) or RH = 20 ft. (6.10 m)	0.40 sq. in./ft. (847 sq. mm/m)	6 (150)
Bottom Mat	All	0.11 sq. in./ft. (253 sq. mm/m)	10 (150)

Illinois Department of Transportation

PRECAST MANHOLE TYPE A
6' (1.83 m) DIAMETER
(Sheet 3 of 3)

STANDARD 602406-11

DATE = 05/10/23	DESIGNED — D.P.	REVISED —	Robinson ENGINEERING	KIMBERLY HEIGHTS DRAINAGE IMPROVEMENTS - PHASE 1 & PHASE 2 CONSTRUCTION DETAILS	VILLAGE of TINLEY PARK
SCALE = N.T.S.	CHECKED — V.C.	REVISED —			SHEET NO. 31 of 32
PROJECT NO = 21-R0545.01 & 21-R0545.02	DRAWN — KWM	REVISED —			
FILE NAME = 21R0545_02-DTLS-01-DTLS04	CHECKED — AG	REVISED —			

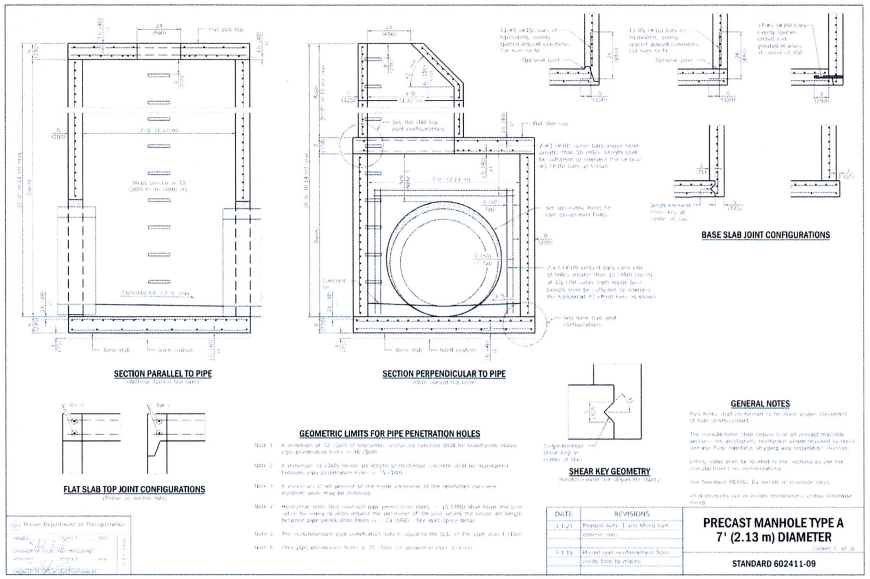

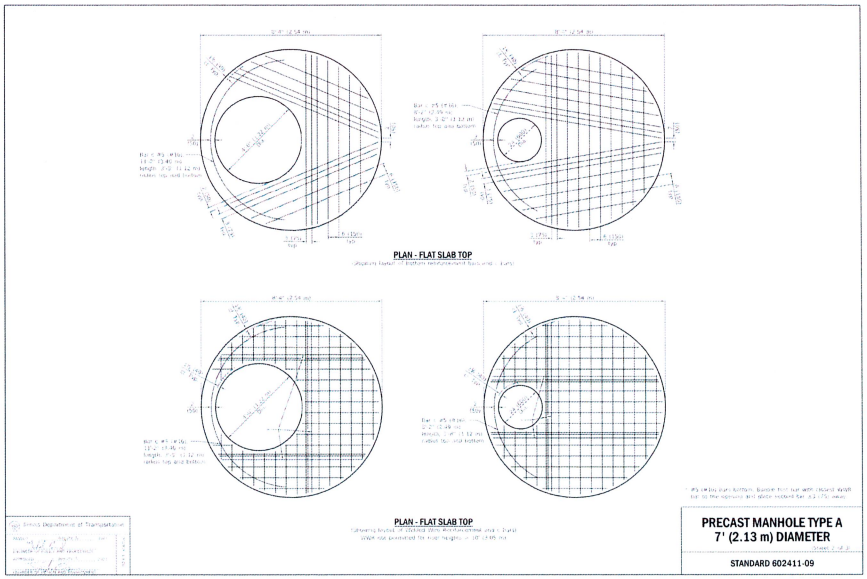

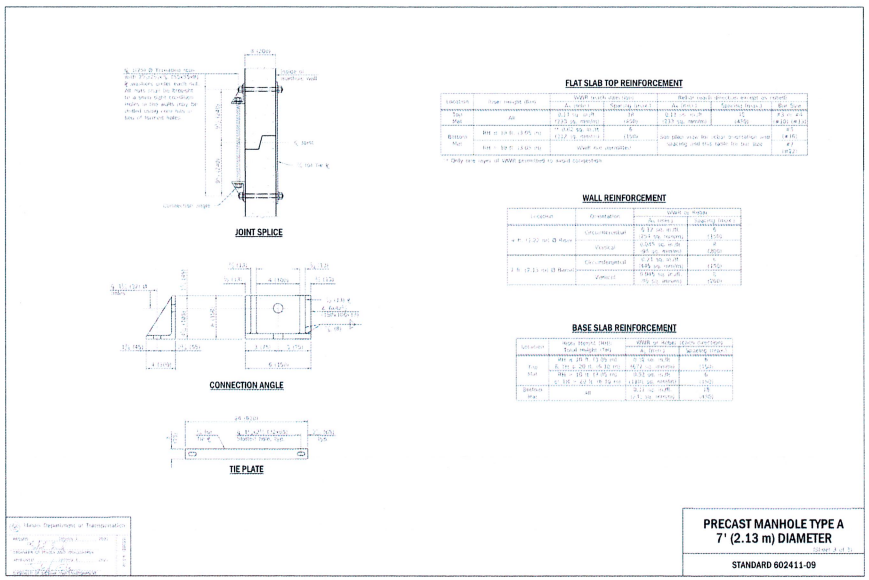

DATE	=	05/10/23	DESIGNED	—	D.P.	REVISED	—
SCALE	=	N.T.S.	CHECKED	—	V.C.	REVISED	—
PROJECT NO	=	21-R0545.01 & 21-R0545.02	DRAWN	—	KWM	REVISED	—
FILE NAME	=	21R0545_02-DTLS-01-DTLS05	CHECKED	—	AG	REVISED	—

Robinson ENGINEERING

KIMBERLY HEIGHTS
DRAINAGE IMPROVEMENTS - PHASE 1 & PHASE 2
CONSTRUCTION DETAILS

VILLAGE of TINLEY PARK

SHEET NO. 32 of 32

Section 4

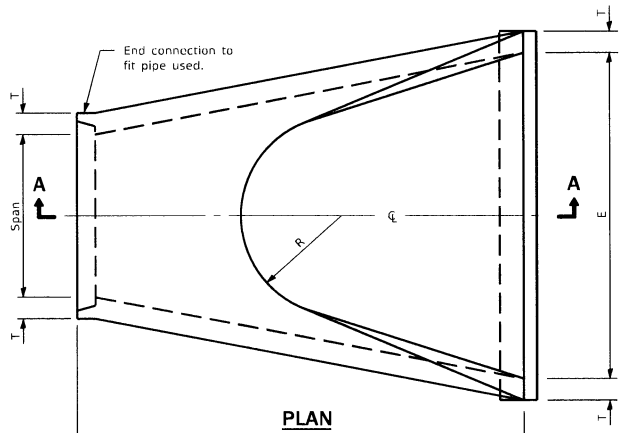

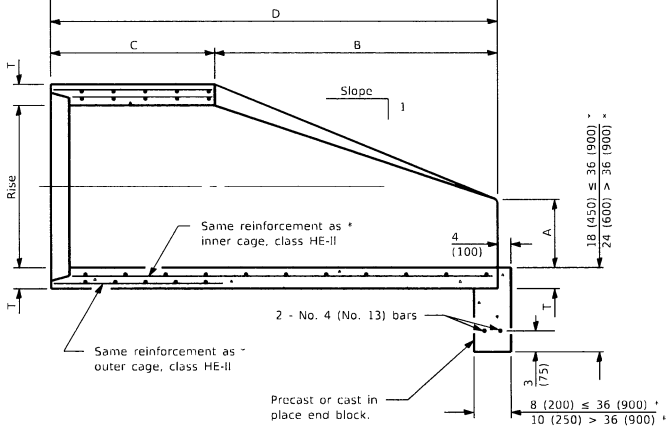

SECTION A-A

SPAN	RISE	EQUIV. DIA.	WALL T	A	B	C	D	E	H	R	R_c	R_f	APPROX. SLOPE
23 (584)	14 (356)	18 (450)	2¾ (70)	8 (203)	27 (686)	3'-9" (1.143 m)	6'-0" (1.829 m)	36 (914)	5⅜ (137)	6 (152)	6 (152)	20 (508)	1:3.1
30 (762)	19 (483)	24 (600)	3¼ (83)	8½ (216)	39 (991)	33 (838)	6'-0" (1.829 m)	4'-0" (1.219 m)	6⅞ (175)	7 (178)	8¼ (210)	26¼ (667)	1:2.8
34 (864)	22 (559)	27 (675)	3½ (89)	9 (229)	4'-0" (1.219 m)	24 (610)	6'-0" (1.829 m)	4'-6" (1.372 m)	7¾ (197)	8 (203)	9¼ (235)	29¼ (743)	1:2.9
38 (965)	24 (610)	30 (750)	3½ (95)	9½ (241)	4'-6" (1.372 m)	18 (475)	6'-0" (1.829 m)	5'-0" (1.524 m)	8⅝ (219)	9 (229)	10¼ (260)	32½ (832)	1:2.9
45 (1143)	29 (737)	36 (900)	4½ (114)	11¼ (286)	5'-0" (1.524 m)	36 (914)	8'-0" (2.438 m)	6'-0" (1.829 m)	10½ (267)	12 (305)	12¼ (311)	39¼ (997)	1:2.7
53 (1346)	34 (864)	42 (1050)	5 (127)	15¾ (400)	5'-0" (1.524 m)	36 (914)	8'-0" (2.438 m)	6'-6" (1.981 m)	12⅛ (308)	13 (330)	14½ (368)	3'-10" (1.168 m)	1:2.6
60 (1524)	38 (965)	48 (1200)	5½ (140)	21 (533)	5'-0" (1.524 m)	36 (914)	8'-0" (2.438 m)	7'-0" (2.134 m)	13½ (343)	14 (356)	16½ (419)	4'-3½" (1.308 m)	1:2.7
68 (1727)	43 (1092)	54 (1350)	6 (152)	26 (660)	5'-0" (1.524 m)	36 (914)	8'-0" (2.438 m)	7'-6" (2.286 m)	15⅛ (387)	16 (406)	18¾ (476)	4'-10½" (1.486 m)	1:2.6
76 (1930)	48 (1219)	60 (1500)	6½ (165)	31 (787)	5'-0" (1.524 m)	36 (914)	8'-0" (2.438 m)	8'-0" (2.439 m)	17 (432)	18 (457)	20¾ (527)	5'-5" (1.651 m)	1:2.6

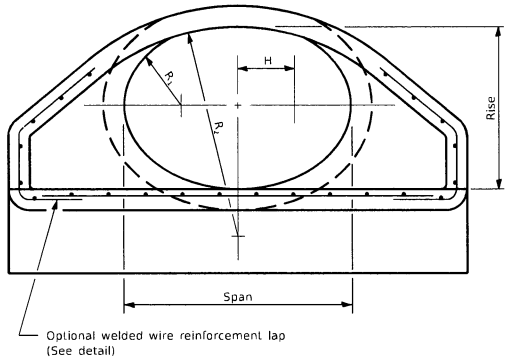

END VIEW

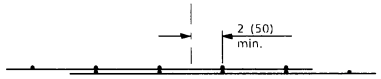

OPTIONAL WELDED WIRE REINFORCEMENT LAP

GENERAL NOTES

All slope ratios are expressed as units of vertical displacement to units of horizontal displacement (V:H).

All dimensions are in inches (millimeters) unless otherwise shown.

Illinois Department of Transportation

APPROVED April 1, 2016
ENGINEER OF BRIDGES AND STRUCTURES

APPROVED April 1, 2016
ENGINEER OF DESIGN AND ENVIRONMENT

ISSUED 1-1-97

DATE	REVISIONS
4-1-16	Changed terminology to
	'welded wire reinforcement'.
	Corrected min. lap dimension.
1-1-09	Switched units to
	English (metric).

PRECAST REINFORCED CONCRETE ELLIPTICAL FLARED END SECTION

STANDARD 542306-03

CAST IRON STEPS

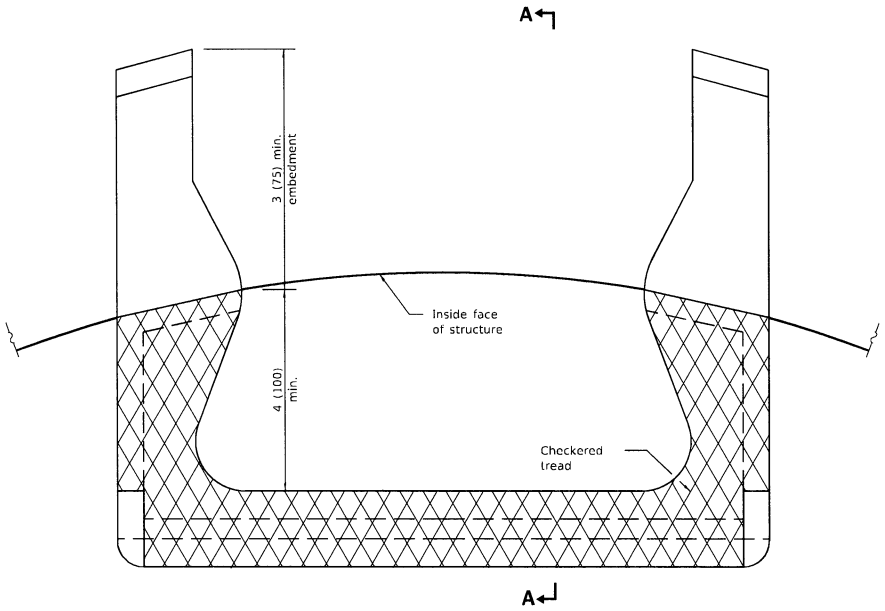

PLAN VIEW

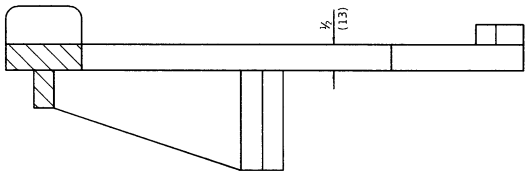

SECTION A-A

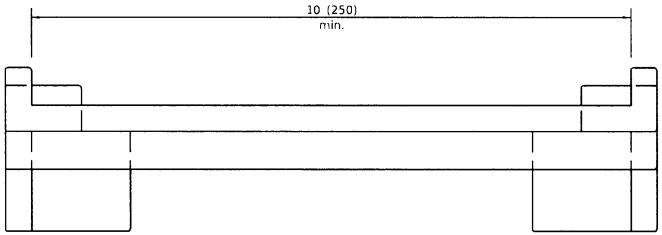

ELEVATION VIEW

All dimensions are in inches (millimeters) unless otherwise shown.

Illinois Department of Transportation

PASSED January 1, 2009
ENGINEER OF POLICY AND PROCEDURES

APPROVED January 1, 2009
ENGINEER OF DESIGN AND ENVIRONMENT

ISSUED 1-1-09

DATE	REVISIONS
1-1-09	Switched units to English (metric).
4-1-06	Revised title, drawings, and added plastic steps on sheet 2.

MANHOLE STEPS

(Sheet 1 of 2)

STANDARD 602701-02

PLASTIC STEPS

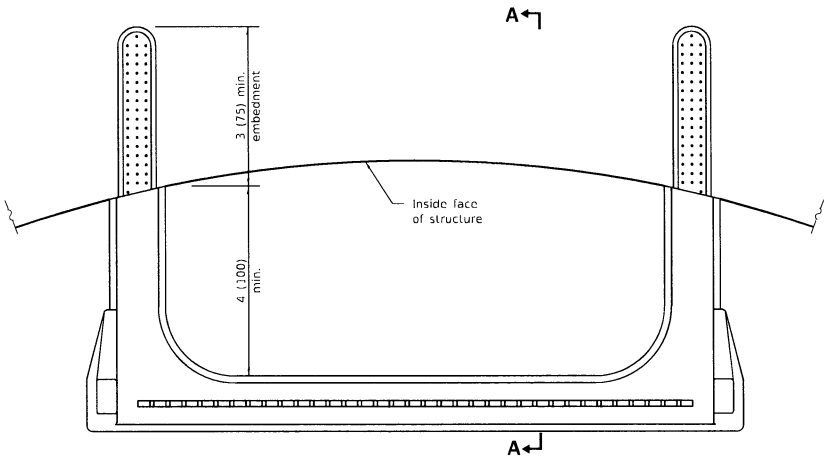

PLAN VIEW

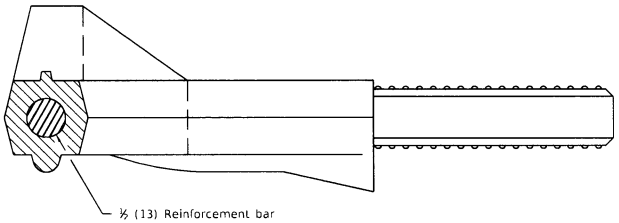

SECTION A-A

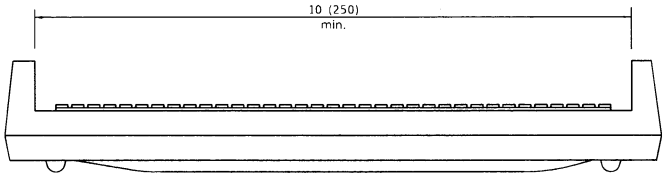

ELEVATION VIEW

Illinois Department of Transportation

PASSED January 1, 2009
ENGINEER OF POLICY AND PROCEDURES

APPROVED January 1, 2009
ENGINEER OF DESIGN AND ENVIRONMENT

ISSUED 1-1-97

MANHOLE STEPS

(Sheet 2 of 2)

STANDARD 602701-02



TYPICAL APPLICATIONS

Landscaping work

Utility work

Fencing contracts and maintenance

Cleaning culverts

GENERAL NOTES

This Standard is used where at all times all vehicles, equipment, workers or their activities are more than 15' (4.5 m) from the edge of pavement.

When the work operation requires that two or more work vehicles cross the 15' (4.5 m) clear zone in any one hour, traffic control shall be according to Standard 701006.

All dimensions are in inches (millimeters) unless otherwise shown.

Illinois Department of Transportation

PASSED January 1, 2009
ENGINEER OF OPERATIONS

APPROVED January 1, 2009
ENGINEER OF DESIGN AND ENVIRONMENT

BDE 1-1-97

DATE	REVISIONS
1-1-09	Switched units to
	English (metric).
1-1-05	Revised title and notes.

OFF-RD OPERATIONS, 2L, 2W, MORE THAN 15' (4.5 m) AWAY

STANDARD 701001-02

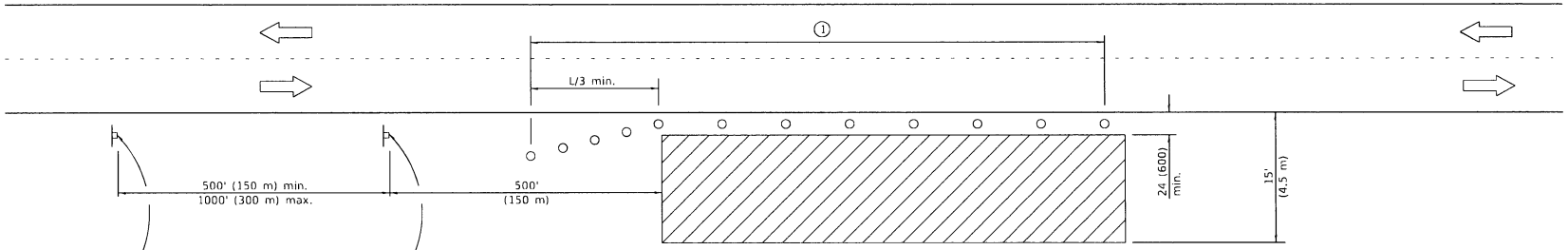

For contract construction projects



W20-1103(0)-48



W21-1(0)-48

For maintenance and utility projects



W20-1(0)-48

TYPICAL APPLICATIONS

Utility operations
Culvert extensions
Side slope changes
Guardrail installation and maintenance
Delineator installation
Landscaping operations
Shoulder repair
Sign installation and maintenance

SYMBOLS

Work area

Sign

Cone, drum or barricade

① When the work operation exceeds one hour, cones, drums or barricades shall be placed at 25' (8 m) centers for L/3 distance, and at 50' (15 m) centers through the remainder of the work area.

GENERAL NOTES

This Standard is used where any vehicles, equipment, workers or their activities will encroach in the area 15' (4.5 m) to 24 (600) from the edge of pavement.

Calculate L as follows:

SPEED LIMIT	FORMULAS	
	English	(Metric)
40 mph (70 km/h) or less:	$L=\frac{WS^2}{60}$	$L=\frac{WS^2}{150}$
45 mph (80 km/h) or greater:	L=(W)(S)	L=0.65(W)(S)

W = Width of offset in feet (meters).

S = Normal posted speed mph (km/h).

All dimensions are in inches (millimeters) unless otherwise shown.

Illinois Department of Transportation

PASSED January 1, 2014
ENGINEER OF SAFETY ENGINEERING

APPROVED January 1, 2014
ENGINEER OF DESIGN AND ENVIRONMENT

ISSUED 1-1-97

DATE	REVISIONS
1-1-14	Revised workers sign
	number to agree with
	current MUTCD.
1-1-13	Omitted text 'WORKERS'
	sign.

OFF-RD OPERATIONS, 2L, 2W, 15' (4.5 m) TO 24" (600 mm) FROM PAVEMENT EDGE

STANDARD 701006-05

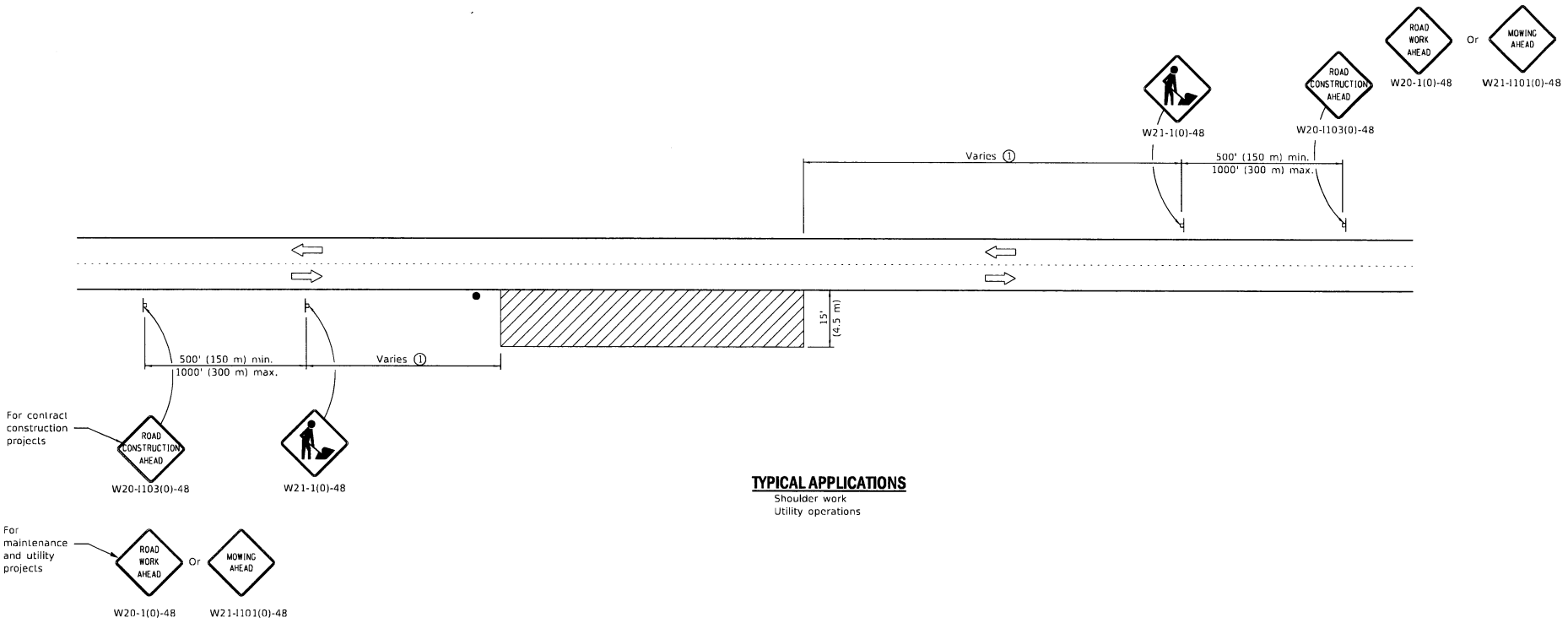

TYPICAL APPLICATIONS

Shoulder work
Utility operations

SYMBOLS

Work area

Sign

Flagger with traffic control sign when required

① Minimum distance is 200' (60 m). Maximum distance to be determined by the Engineer but should not exceed ½ the length required for one normal working day's operation, or 4 miles (6.4 km) whichever is less.

GENERAL NOTES

This Standard is used where at any time, any vehicle, equipment, workers or their activities require an intermittent or continuous moving operation on the shoulder, where the average speed is 1 mph (2 km/h) or less.

When the work operation does not exceed 60 minutes, traffic control may be according to Standard 701301.

All dimensions are in inches (millimeters) unless otherwise shown.

Illinois Department of Transportation

PASSED January 1, 2014
ENGINEER OF SAFETY ENGINEERING

APPROVED January 1, 2014
ENGINEER OF DESIGN AND ENVIRONMENT

ISSUED 1-1-97

DATE	REVISIONS
1-1-14	Revised workers sign
	number to agree with
	current MUTCD.
1-1-13	Omitted text 'WORKERS'
	sign.

OFF-RD MOVING OPERATIONS, 2L, 2W, DAY ONLY

STANDARD 701011-04

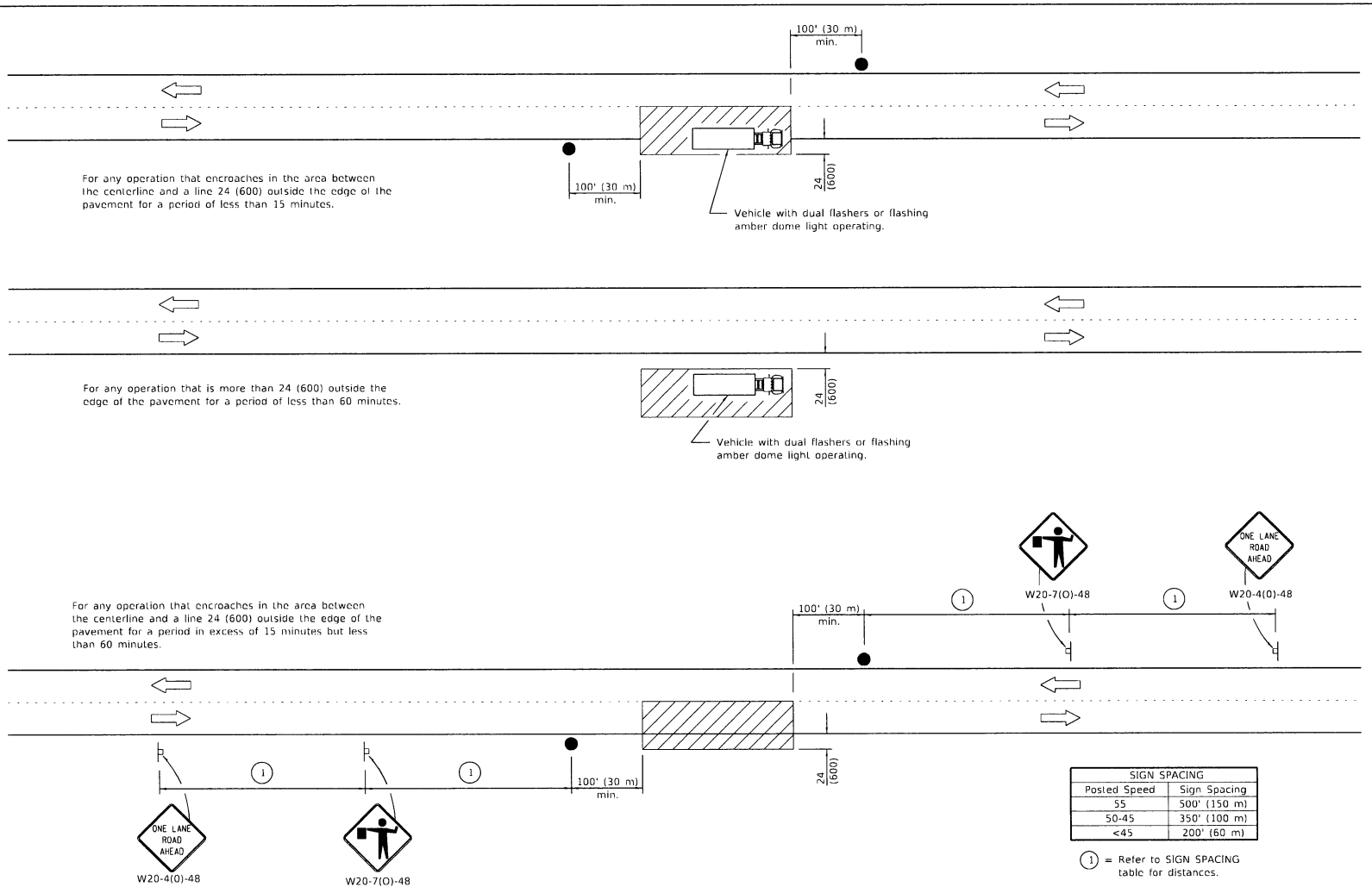

SIGN SPACING	
Posted Speed	Sign Spacing
55	500' (150 m)
50-45	350' (100 m)
<45	200' (60 m)

(1) = Refer to SIGN SPACING table for distances.

TYPICAL APPLICATIONS

Marking patches
Field survey
String line
Utility operations
Cleaning up debris on pavement

SYMBOLS

Work area
Sign on portable or permanent support
Flagger with traffic control sign

All dimensions are in inches (millimeters) unless otherwise shown.

Illinois Department of Transportation

PASSED January 1, 2011
ENGINEER OF SAFETY ENGINEERING

APPROVED January 1, 2011
ENGINEER OF DESIGN AND ENVIRONMENT

ISSUED 1-1-97

DATE	REVISIONS
1-1-11	Revised flagger sign.
1-1-09	Switched units to
	English (metric).

LANE CLOSURE, 2L, 2W, SHORT TIME OPERATIONS

STANDARD 701301-04

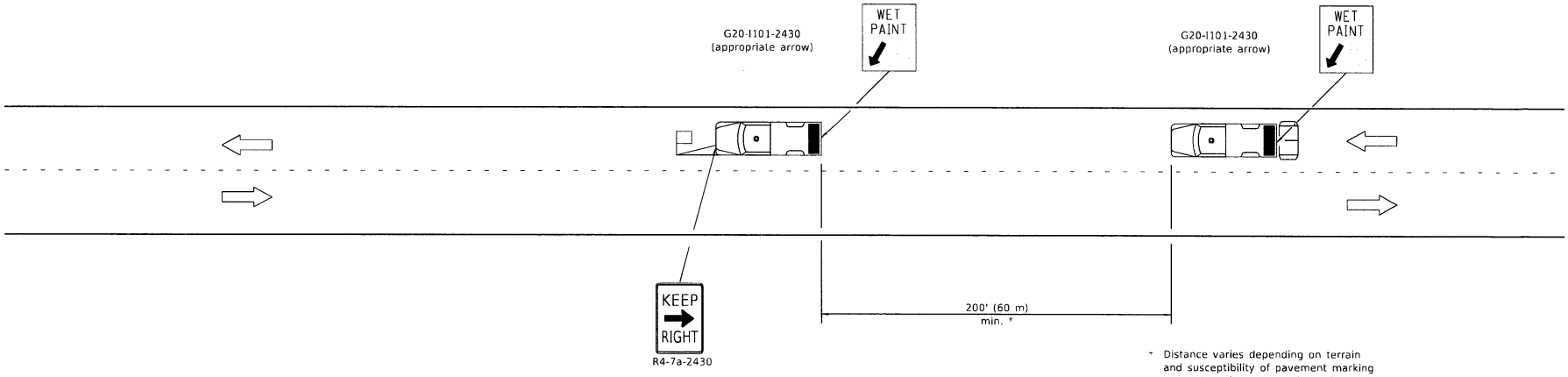

* Distance varies depending on terrain and susceptibility of pavement marking or crack scalant to wheel tracking.

TYPICAL APPLICATIONS

Landscaping work
Utility work
Pavement marking
Weed spraying
Roadometer measurements
Debris cleanup
Crack pouring

SYMBOLS

- Arrow board (Hazard Mode only)
- Truck with headlights, emergency flashers and flashing amber light. (visible from all directions)
- 18x18 (450x450) min. orange flag (use when guide wheel is used)
- Truck mounted attenuator

GENERAL NOTES

This Standard is used where any vehicle, equipment, workers or their activities will require a continuous moving operation where the average speed is greater than 3 mph (5 km/h).

For shoulder operations not encroaching on the pavement, use DETAIL A, Standard 701426.

All dimensions are in inches (millimeters) unless otherwise shown.

Illinois Department of Transportation

PASSED January 1, 2009
ENGINEER OF OPERATIONS

APPROVED January 1, 2009
ENGINEER OF DESIGN AND ENVIRONMENT

ISSUED 1-1-09

DATE	REVISIONS
1-1-09	Switched units to
	English (metric). Omitted
	Pass With Care sign.
1-1-00	Elim. speed restrictions
	in Standard title.

LANE CLOSURE 2L, 2W MOVING OPERATIONS- DAY ONLY

STANDARD 701311-03

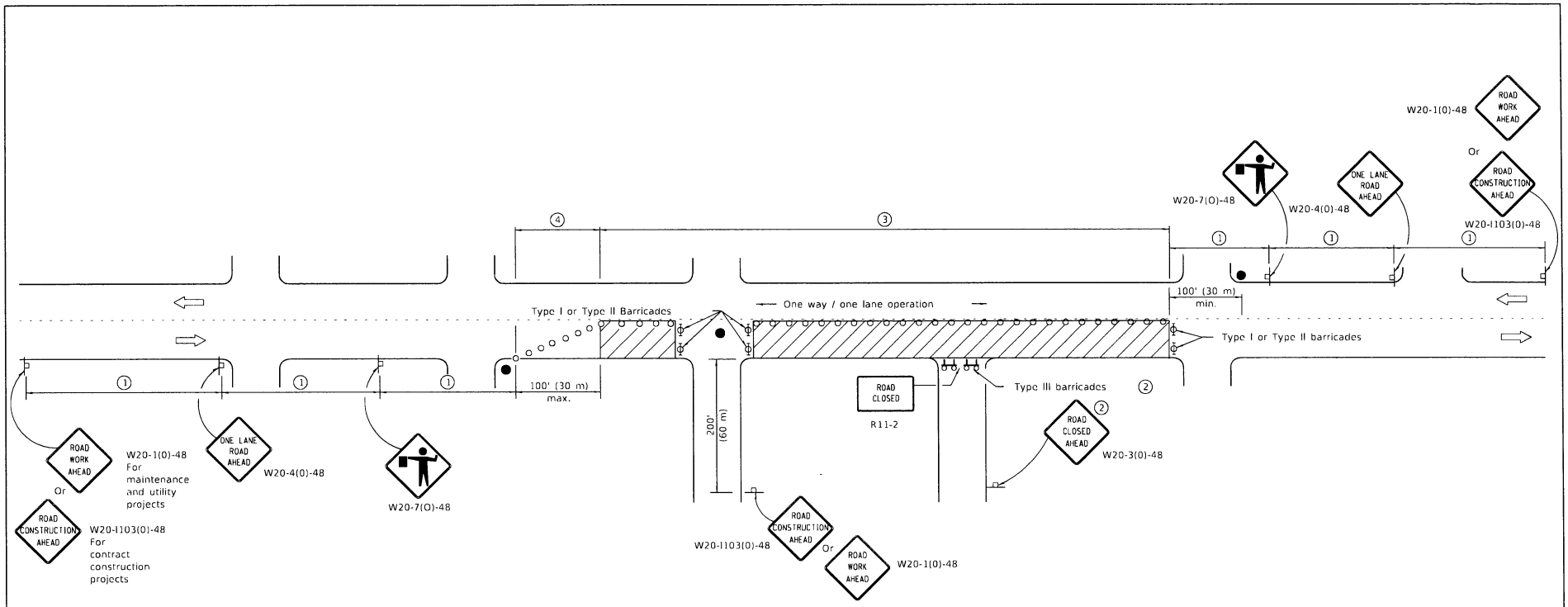

SIGN SPACING	
Posted Speed	Sign Spacing
55	500' (150 m)
50-45	350' (100 m)
<45	200' (60 m)

SYMBOLS

- Work area
- Cone, drum or barricade (not required for moving operations)
- Sign on portable or permanent support
- Flagger with traffic control sign
- Barricade or drum with flashing light
- Type III barricade with flashing lights

(1) Refer to SIGN SPACING TABLE for distances.

(2) For approved sideroad closures.

(3) Cones at 25' (8 m) centers for 250' (75 m). Additional cones may be placed at 50' (15 m) centers. When drums or Type I or Type II barricades are used, the interval between devices may be doubled.

(4) Cones, drums or barricades at 20' (6 m) centers.

GENERAL NOTES

This Standard is used where at any time, day or night, any vehicle, equipment, workers or their activities encroach on the pavement requiring the closure of one traffic lane in an urban area.

All dimensions are in inches (millimeters) unless otherwise shown.

Illinois Department of Transportation

PASSED January 1, 2011
ENGINEER OF SAFETY ENGINEERING

APPROVED January 1, 2011
ENGINEER OF DESIGN AND ENVIRONMENT

ISSUED 1-1-97

DATE	REVISIONS
1-1-11	Revised flagger sign.
1-1-09	Switched units to
	English (metric).
	Corrected sign No.'s.

URBAN LANE CLOSURE, 2L, 2W, UNDIVIDED

STANDARD 701501-06

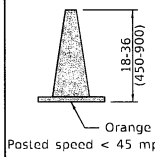

Posted speed < 45 mph

DAYTIME USE

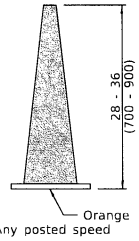

Any posted speed

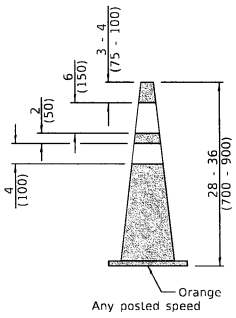

Any posted speed

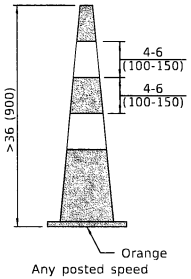

Any posted speed

DAY OR NIGHTTIME USE

CONES

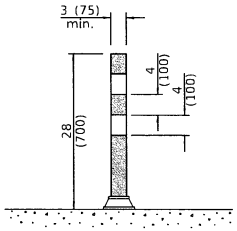

TUBULAR MARKER

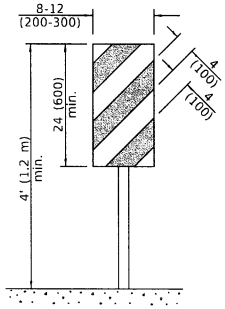

VERTICAL PANEL

POST MOUNTED

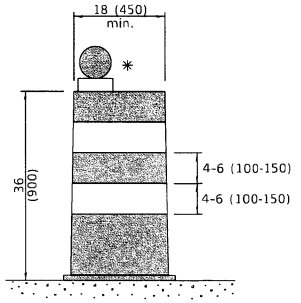

DRUM

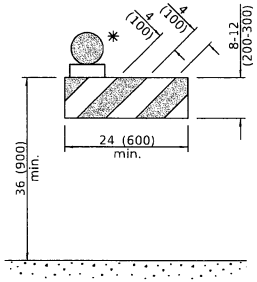

TYPE I BARRICADE

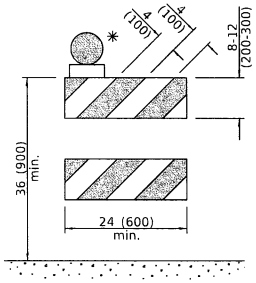

TYPE II BARRICADE

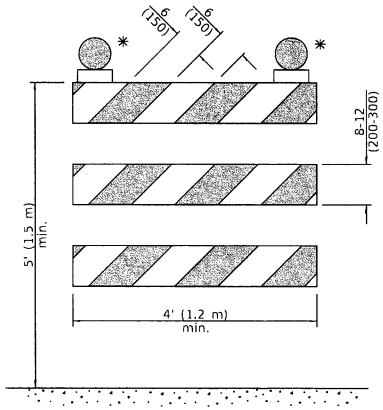

TYPE III BARRICADE

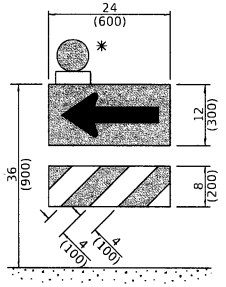

DIRECTION INDICATOR BARRICADE

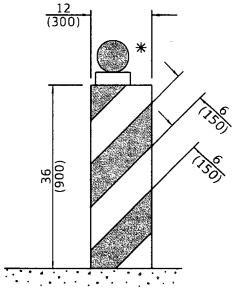

VERTICAL BARRICADE

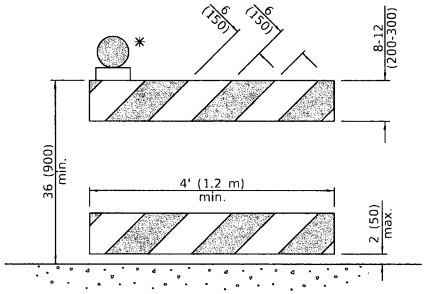

DETECTABLE PEDESTRIAN CHANNELIZING BARRICADE

* Warning lights (if required)

GENERAL NOTES

All heights shown shall be measured above the pavement surface.

All dimensions are in inches (millimeters) unless otherwise shown.

Illinois Department of Transportation

APPROVED January 1, 2019
ENGINEER OF SAFETY PROG. AND ENGINEERING

APPROVED January 1, 2019
ENGINEER OF DESIGN AND ENVIRONMENT

ISSUED 1-1-19

DATE	REVISIONS
1-1-19	Revised cone usage and
	added cones >36" (900 m) height.
1-1-18	Revised END WORK ZONE
	SPEED LIMIT sign from
	orange to white background.

TRAFFIC CONTROL DEVICES

(Sheet 1 of 3)

STANDARD 701901-08

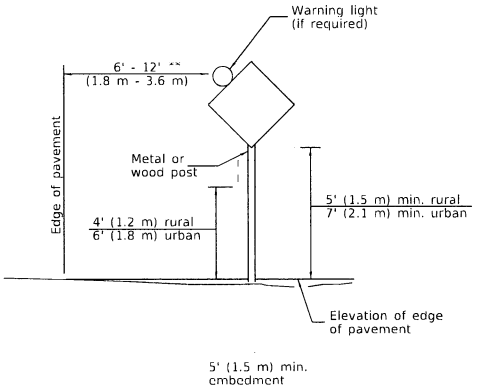

POST MOUNTED SIGNS

** When curb or paved shoulder are present this dimension shall be 24 (600) to the face of curb or 6' (1.8 m) to the outside edge of the paved shoulder.

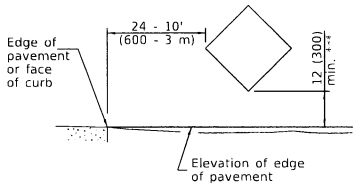

SIGNS ON TEMPORARY SUPPORTS

*** When work operations exceed four days, this dimension shall be 5' (1.5 m) min. If located behind other devices, the height shall be sufficient to be seen completely above the devices.

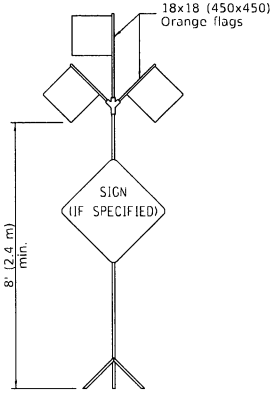

HIGH LEVEL WARNING DEVICE

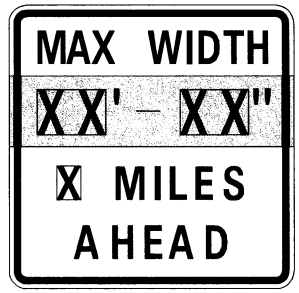

W12-1103-4848

WIDTH RESTRICTION SIGN

XX'-XX" width and X miles are variable.

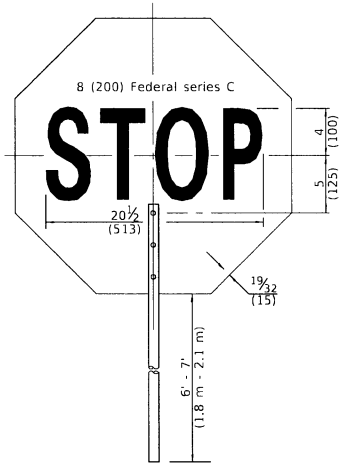

FRONT SIDE

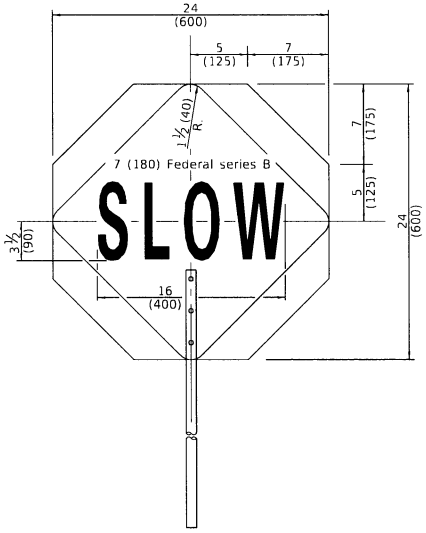

REVERSE SIDE

FLAGGER TRAFFIC CONTROL SIGN

ROAD CONSTRUCTION NEXT X MILES

G20-1104(0)-6036

END CONSTRUCTION

G20-1105(0)-6024

This signing is required for all projects 2 miles (3200 m) or more in length.

ROAD CONSTRUCTION NEXT X MILES sign shall be placed 500' (150 m) in advance of project limits.

END CONSTRUCTION sign shall be erected at the end of the job unless another job is within 2 miles (3200 m).

Dual sign displays shall be utilized on multi-lane highways.

WORK LIMIT SIGNING

WORK ZONE	W21-1115(0)-3618
SPEED LIMIT XX	R2-1-3648
PHOTO ENFORCED	R10-1108p-3618 ***
$XXX FINE MINIMUM	R2-1106p-3618

Sign assembly as shown on Standards or as allowed by District Operations.

END WORK ZONE SPEED LIMIT — G20-1103-6036

This sign shall be used when the above sign assembly is used.

HIGHWAY CONSTRUCTION SPEED ZONE SIGNS

*** R10-1108p shall only be used along roadways under the juristiction of the State.

Illinois Department of Transportation

APPROVED January 1, 2019
ENGINEER OF SAFETY, TRAFFIC ENG. AND MAINTENANCE

APPROVED January 1, 2019
ENGINEER OF DESIGN AND ENVIRONMENT

SIGNED 1-1-19

TRAFFIC CONTROL DEVICES

(Sheet 2 of 3)

STANDARD 701901-08

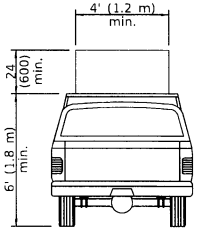

TYPE A ROOF MOUNTED

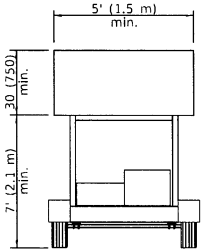

TYPE B ROOF OR TRAILER MOUNTED

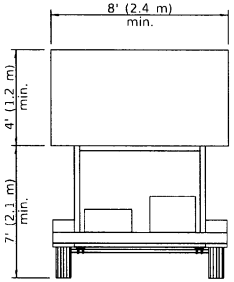

TYPE C TRAILER MOUNTED

ARROW BOARDS

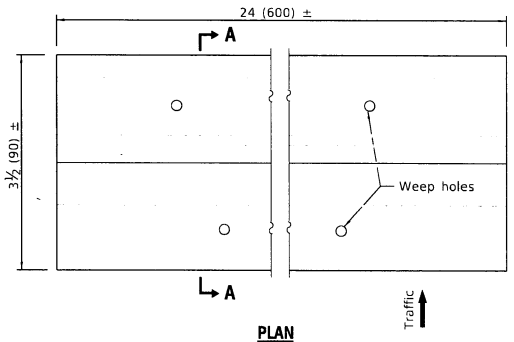

PLAN

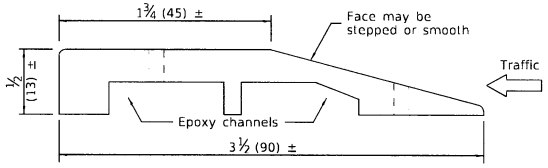

SECTION A-A

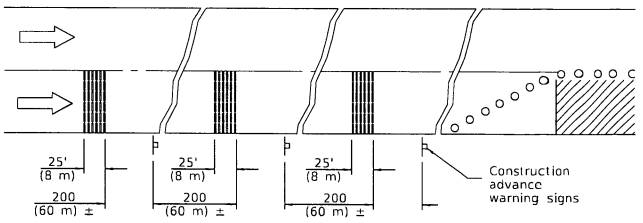

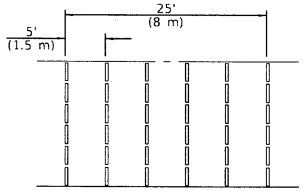

TYPICAL INSTALLATION

TEMPORARY RUMBLE STRIPS

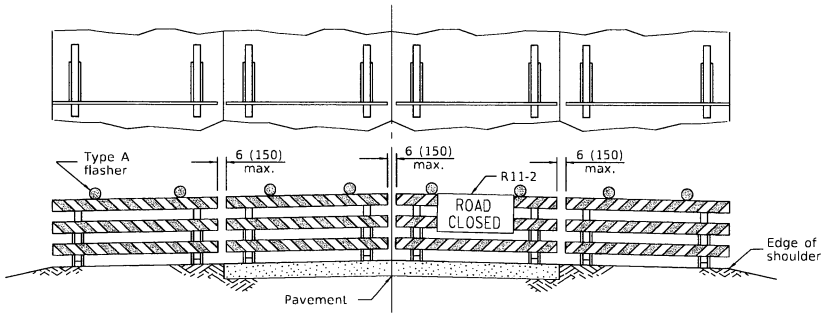

ROAD CLOSED TO ALL TRAFFIC

Reflectorized striping may be omitted on the back side of the barricades. If a Type III barricade with an attached sign panel which meets NCHRP 350 is not available, the sign may be mounted on an NCHRP 350 temporary sign support directly in front of the barricade.

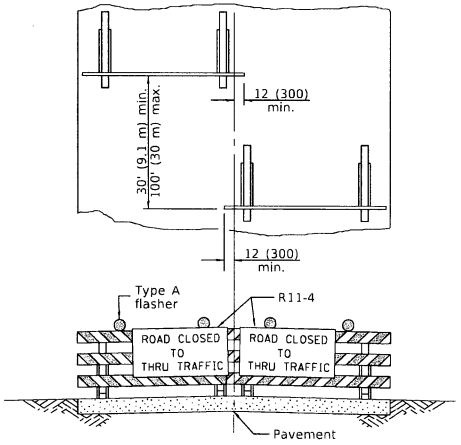

ROAD CLOSED TO THRU TRAFFIC

Reflectorized striping shall appear on both sides of the barricades. If a Type III barricade with an attached sign panel which meets NCHRP 350 is not available, the signs may be mounted on NCHRP 350 temporary sign supports directly in front of the barricade.

TYPICAL APPLICATIONS OF TYPE III BARRICADES CLOSING A ROAD

Illinois Department of Transportation

APPROVED January 1, 2019
ENGINEER OF SAFETY PROG. AND ENGINEERING

APPROVED January 1, 2019
ENGINEER OF DESIGN AND ENVIRONMENT

ISSUED 1-1-19

TRAFFIC CONTROL DEVICES

(Sheet 3 of 3)

STANDARD 701901-08

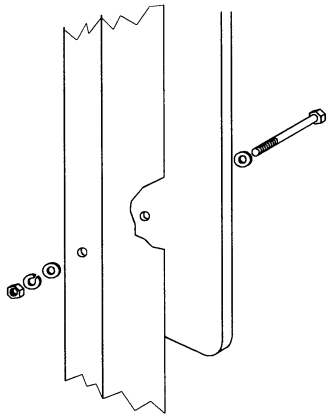

Sign panel 36 (900) wide or less

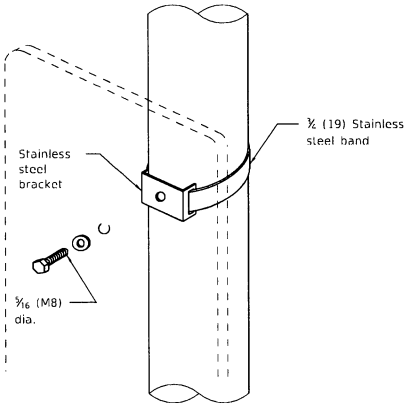

Sign panel 36 (900) wide or less

Section modulus (minimum)	Axis A	Axis B
Steel	0.050 in.³ (819 mm³)	0.105 in.³ (1720 mm³)
Aluminum	0.150 in.³ (2458 mm³)	0.315 in.³ (5162 mm³)

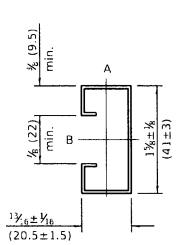

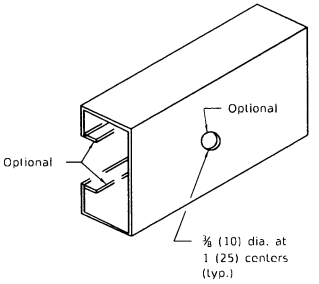

SUPPORTING CHANNEL DETAILS

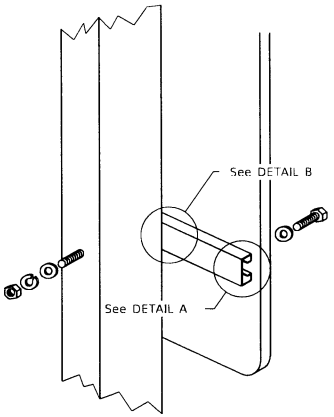

Sign panel over 36 (900) wide

WOOD OR TELESCOPING STEEL POSTS

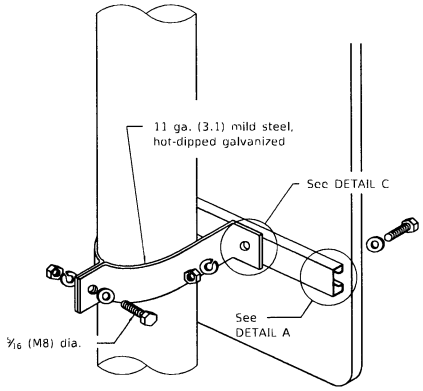

Sign panel over 36 (900) wide

LIGHT OR SIGNAL STANDARDS

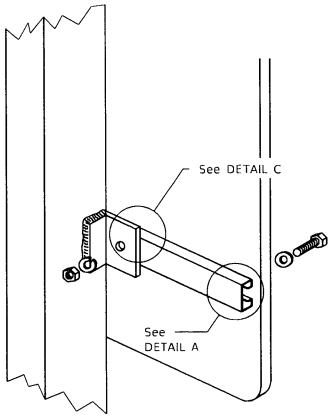

BREAKAWAY STEEL TUBING POSTS
(All sign panel sizes)

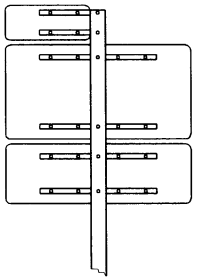

ROUTE MARKER ASSEMBLY

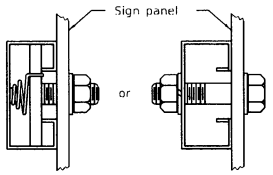

DETAIL A

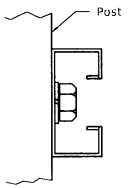

DETAIL B

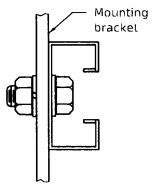

DETAIL C

All dimensions are in inches (millimeters) unless otherwise shown.

DATE	REVISIONS
1-1-09	Switched units to English (metric).
1-1-97	Renum. Standard 2319-6.

Illinois Department of Transportation

PASSED January 1, 2009
ENGINEER OF OPERATIONS

APPROVED January 1, 2009
ENGINEER OF DESIGN AND ENVIRONMENT

ISSUED 1-1-97

SIGN PANEL MOUNTING DETAILS

STANDARD 720001-01

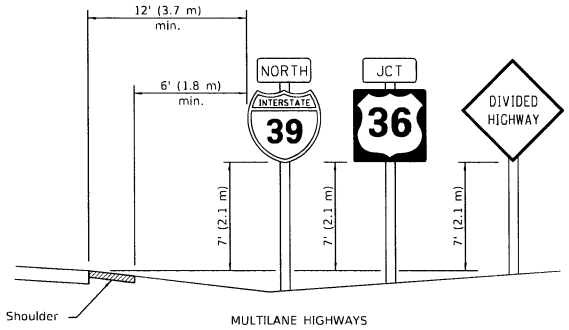

MULTILANE HIGHWAYS

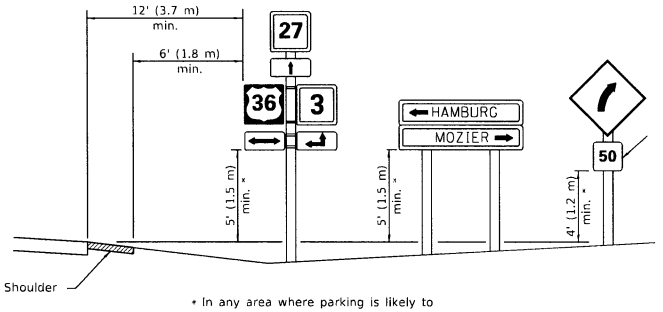

* In any area where parking is likely to occur or where there are obstructions to view or where signs are located over sidewalks, the height shall be at least 7' (2.1 m).

TWO LANE RURAL HIGHWAYS

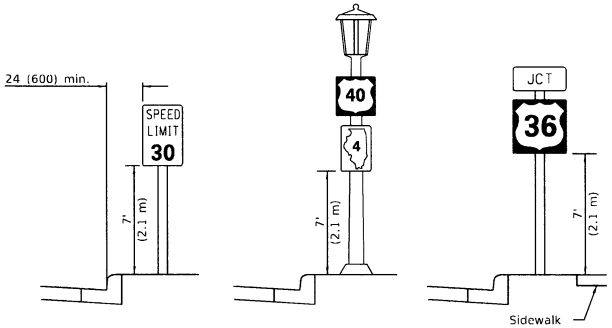

URBAN LOCATIONS

TYPICAL INSTALLATIONS

Signs in any area shall be erected to a uniform height above the edge of the pavement.

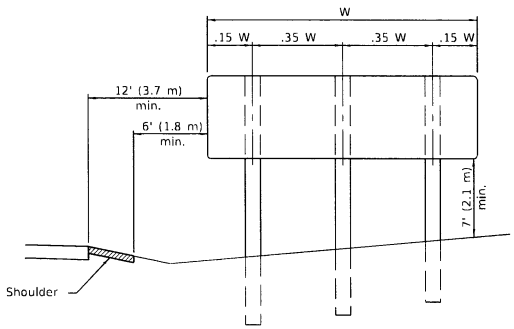

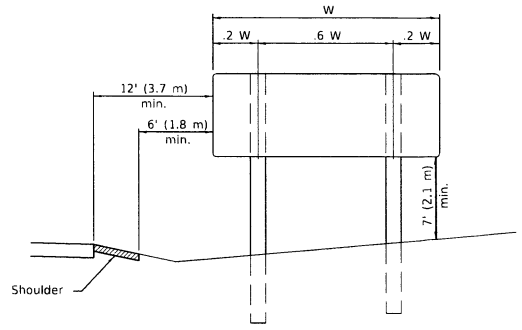

POST SPACING FOR NON-FREEWAY SIGN PANELS

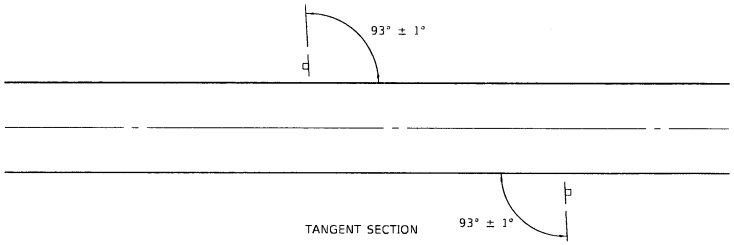

TANGENT SECTION

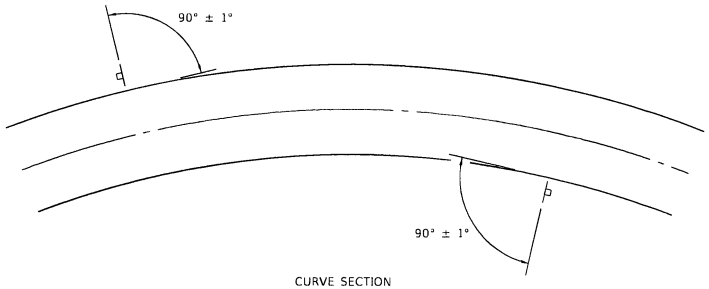

CURVE SECTION

GROUND MOUNT SIGN POSITIONING

All dimensions are in inches (millimeters) unless otherwise shown.

DATE	REVISIONS
1-1-14	Added shoulders and slopes.
	Changed sign distances
	from roadway and shoulder.
1-1-12	Rev. sign elev. for multilane
	hwy's. Revised sign elev. and
	dist. to curb for rural loc.

Illinois Department of Transportation

PASSED January 1, 2014
ENGINEER OF OPERATIONS

APPROVED January 1, 2014
ENGINEER OF DESIGN AND ENVIRONMENT

ISSUED 1-1-97

SIGN PANEL ERECTION DETAILS

STANDARD 720006-04

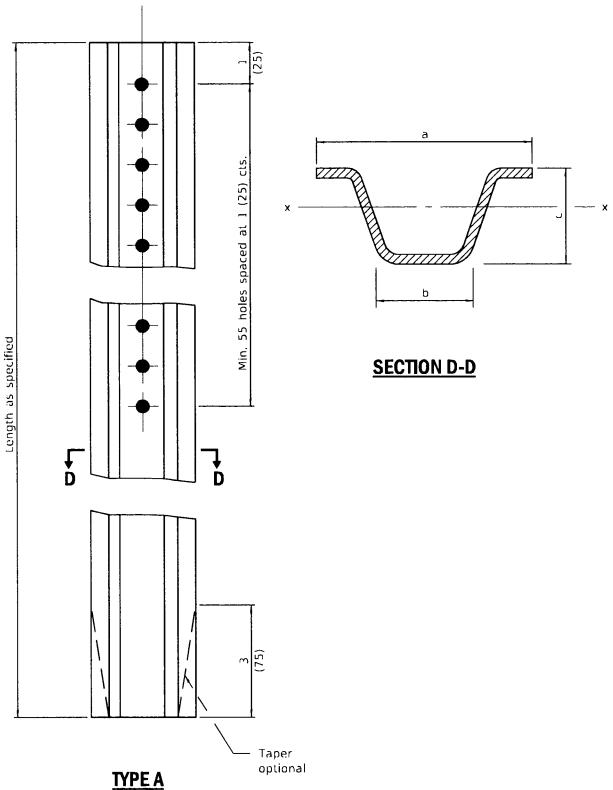

TYPE A

SECTION D-D

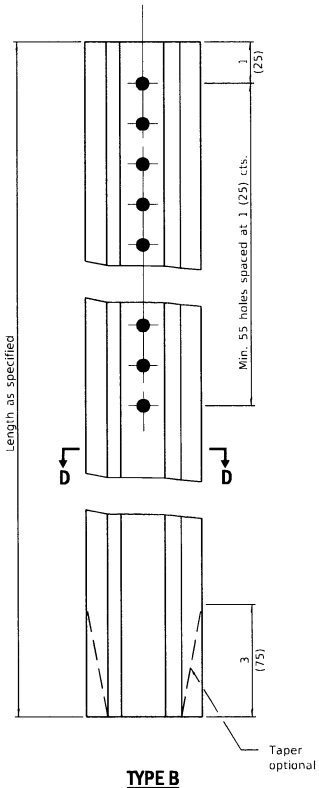

TYPE B

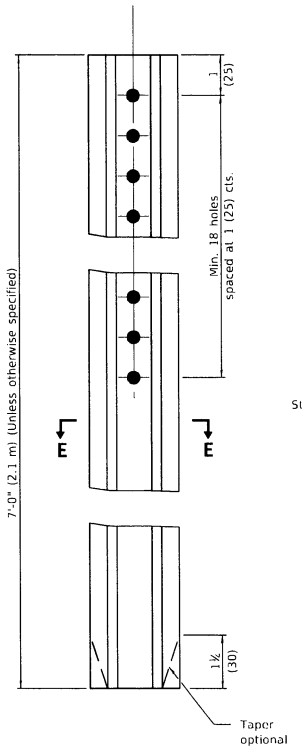

TYPE C

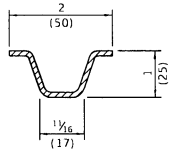

SECTION E-E

Steel - 1.12 lbs./ft. (1.67 kg/m)

		a	b	c	Sx-x in.³ (mm⁴)	lbs./ft. (kg/m)
TYPE A	Steel	3½ (78)	1¼ (32)	1⅞ (37)	0.223 (3,654)	2.00 (2.98)
	Aluminum	3½ (89)	1⅝ (41)	1¼ (48)	0.435 (7,128)	0.90 (1.34)
TYPE B	Steel	3⅛ (81)	1¼ (32)	1½ (38)	0.341 (5,588)	3.00 (4.46)
	Aluminum	4¾ (118)	2¼ (57)	2⅜ (60)	0.888 (14,552)	1.30 (1.93)

GENERAL NOTES

Dimensions shown for cross sections are minimum.

All holes are ⅜ (10).

Sx-x is the minimum section modulus about the x-x axis of the post as shown. For posts in which holes are punched or drilled for more than half their length, Sx-x shall be computed for the net section.

All dimensions are in inches (millimeters) unless otherwise shown.

Illinois Department of Transportation

PASSED January 1, 2009
ENGINEER OF POLICY AND PROCEDURES

APPROVED January 1, 2009
ENGINEER OF DESIGN AND ENVIRONMENT

SIGNS 1-1-97

DATE	REVISIONS
1-1-09	Switched units to
	English (metric).
1-1-97	Renum. Standard 2350-4.

METAL POSTS FOR SIGNS, MARKERS & DELINEATORS

STANDARD 720011-01

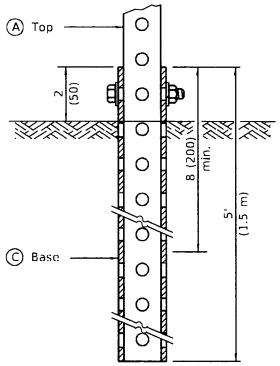

GROUND MOUNT DETAIL

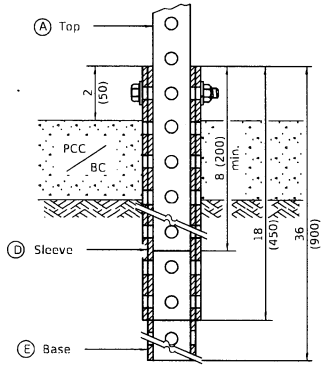

PAVEMENT MOUNT DETAIL

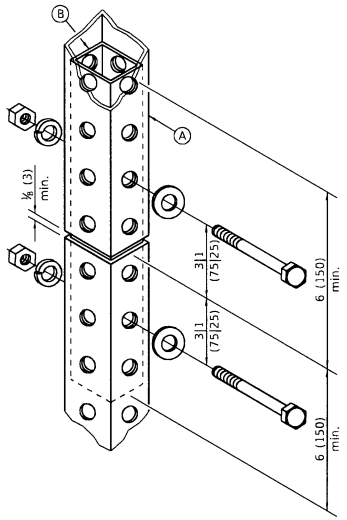

SPLICE DETAIL

Ⓐ	2 x 2 x var. (51 x 51 var.)
Ⓑ	1¾ x 1¾ x 12 (44 x 44 x 300)
Ⓒ	2¼ x 2¼ x 60 (57 x 57 x 1500)
Ⓓ	2½ x 2½ x 18 (64 x 64 x 450)
Ⓔ	2¼ x 2¾ x 36) (57 x 57 x 900)

GENERAL NOTES

All bolts ⅜ (M10) hex head zinc or cadmium plated.

All dimensions are in inches (millimeters) unless otherwise shown.

Illinois Department of Transportation

PASSED January 1, 2009
ENGINEER OF OPERATIONS

APPROVED January 1, 2009
ENGINEER OF DESIGN AND ENVIRONMENT

ISSUED 1-1-07

DATE	REVISIONS
1-1-09	Switched units to
	English (metric).
1-1-07	New Standard. Used to
	be part of Standard
	720006.

TELESCOPING STEEL SIGN SUPPORT

STANDARD 728001-01

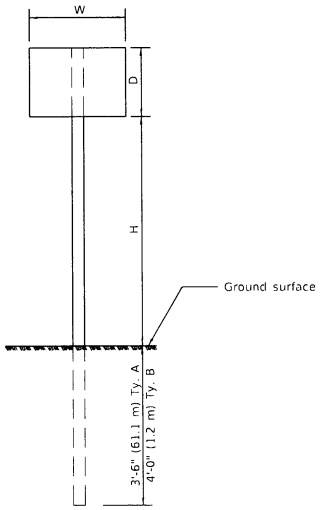

ONE POST INSTALLATION

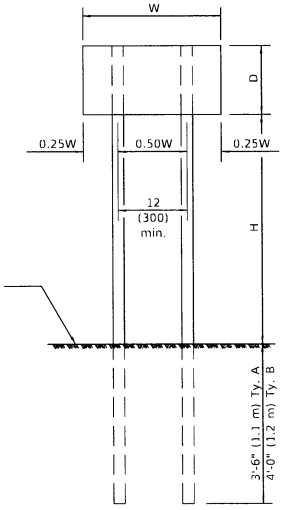

TWO POST INSTALLATION

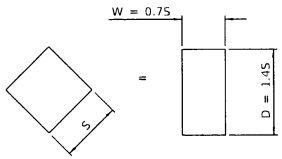

For diamond shaped sign with side S as shown, use required post size for a sign with W = 0.7S and D = 1.4S.

SIGN DEPTH (D)	H	NO. AND TYPE OF POST FOR SIGN WIDTH (W)				
		12 (300)	18 (450)	24 (600)	30 (750)	36 (900)
18 (450)	5'-0" (1.5 m)	A	A	A	A	A
	5'-6" (1.7 m)	A	A	A	A	A
	6'-0" (1.8 m)	A	A	A	A	B
	6'-6" (2.0 m)	A	A	A	A	B
	7'-0" (2.1 m)	A	A	A	A	B
	7'-6" (2.3 m)	A	A	A	A	B
	8'-0" (2.4 m)	A	A	A	A	B
	8'-6" (2.6 m)	A	A	A	B	B
	9'-0" (2.7 m)	A	A	A	B	B
24 (600)	5'-0" (1.5 m)	A	A	A	A	B
	5'-6" (1.7 m)	A	A	A	A	B
	6'-0" (1.8 m)	A	A	A	B	B
	6'-6" (2.0 m)	A	A	A	B	B
	7'-0" (2.1 m)	A	A	A	B	B
	7'-6" (2.3 m)	A	A	A	B	B
	8'-0" (2.4 m)	A	A	A	B	2A
	8'-6" (2.6 m)	A	A	B	B	2A
	9'-0" (2.7 m)	A	A	B	B	2A
30 (750)	5'-0" (1.5 m)	A	A	A	B	B
	5'-6" (1.7 m)	A	A	A	B	2A
	6'-0" (1.8 m)	A	A	A	B	2A
	6'-6" (2.0 m)	A	A	A	B	2A
	7'-0" (2.1 m)	A	A	B	B	2A
	7'-6" (2.3 m)	A	A	B	B	2A
	8'-0" (2.4 m)	A	A	B	B	2A
	8'-6" (2.6 m)	A	A	B	2A	2A
	9'-0" (2.7 m)	A	A	B	2A	2A
36 (900)	5'-0" (1.5 m)	A	A	B	B	2A
	5'-6" (1.7 m)	A	A	B	B	2A
	6'-0" (1.8 m)	A	A	B	B	2A
	6'-6" (2.0 m)	A	A	B	2A	2A
	7'-0" (2.1 m)	A	A	B	2A	2A
	7'-6" (2.3 m)	A	A	B	2A	2A
	8'-0" (2.4 m)	A	B	B	2A	2A
	8'-6" (2.6 m)	A	B	B	2A	2B
	9'-0" (2.7 m)	A	B	2A	2A	2B
4'-0" (1.2 m)	5'-0" (1.5 m)	A	A	B	2A	2A
	5'-6" (1.7 m)	A	B	B	2A	2A
	6'-0" (1.8 m)	A	B	B	2A	2A
	6'-6" (2.0 m)	A	B	2A	2A	2B
	7'-0" (2.1 m)	A	B	2A	2A	2B
	7'-6" (2.3 m)	A	B	2A	2B	2B
	8'-0" (2.4 m)	A	B	2A	2B	2B
	8'-6" (2.6 m)	B	B	2B	2B	2B
	9'-0" (2.7 m)	B	2A	2B	2B	2B

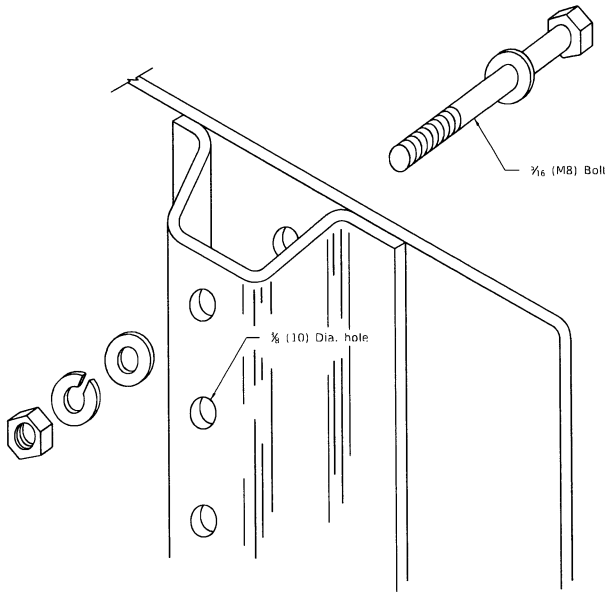

DETAIL OF MOUNTING SIGN TO POST

NOTE: Minimum of 2 bolts per post required.

GENERAL NOTES

DESIGN: Current AASHTO Standard Specifications for Structural Supports for Highway Signs, Luminaires and Traffic Signals.

LOADING: for 60 mph (95 km/h) wind velocity with 30% gust factor, normal to sign.

SOIL PRESSURE: Minimum allowable soil pressure 1.25 tsf (120 kPa).

See Standard 720011 for details of Types A and B posts.

All dimensions are in inches (millimeters) unless otherwise shown.

Illinois Department of Transportation

PASSED January 1, 2009
ENGINEER OF POLICY AND PROCEDURES

APPROVED January 1, 2009
ENGINEER OF DESIGN AND ENVIRONMENT

ISSUED 1-1-97

DATE	REVISIONS
1-1-09	Switched units to
	English (metric).
1-1-97	Renum. Standard 2363-2.

APPLICATIONS OF TYPES A & B METAL POSTS (FOR SIGNS & MARKERS)

STANDARD 729001-01

METHOD OF MEASUREMENT

REFER TO SECTION 442 OF THE STANDARD SPECIFICATIONS FOR ROAD AND BRIDGE CONSTRUCTION AND THE RECURRING SPECIAL PROVISION "PATCHING WITH HOT-MIX ASPHALT OVERLAY REMOVAL."

BASIS OF PAYMENT

1. REFER TO SECTION 442 OF THE STANDARD SPECIFICATIONS FOR ROAD AND BRIDGE CONSTRUCTION AND THE RECURRING SPECIAL PROVISION "PATCHING WITH HOT-MIX ASPHALT OVERLAY REMOVAL."
2. SAW CUT/SCORING OF EXISTING HMA OVERLAY IS INCLUDED IN THE COST OF PAVEMENT PATCHING.
3. SAW CUT/SCORING OF EXISTING PAVEMENT IS INCLUDED IN THE COST OF PAVEMENT PATCHING.

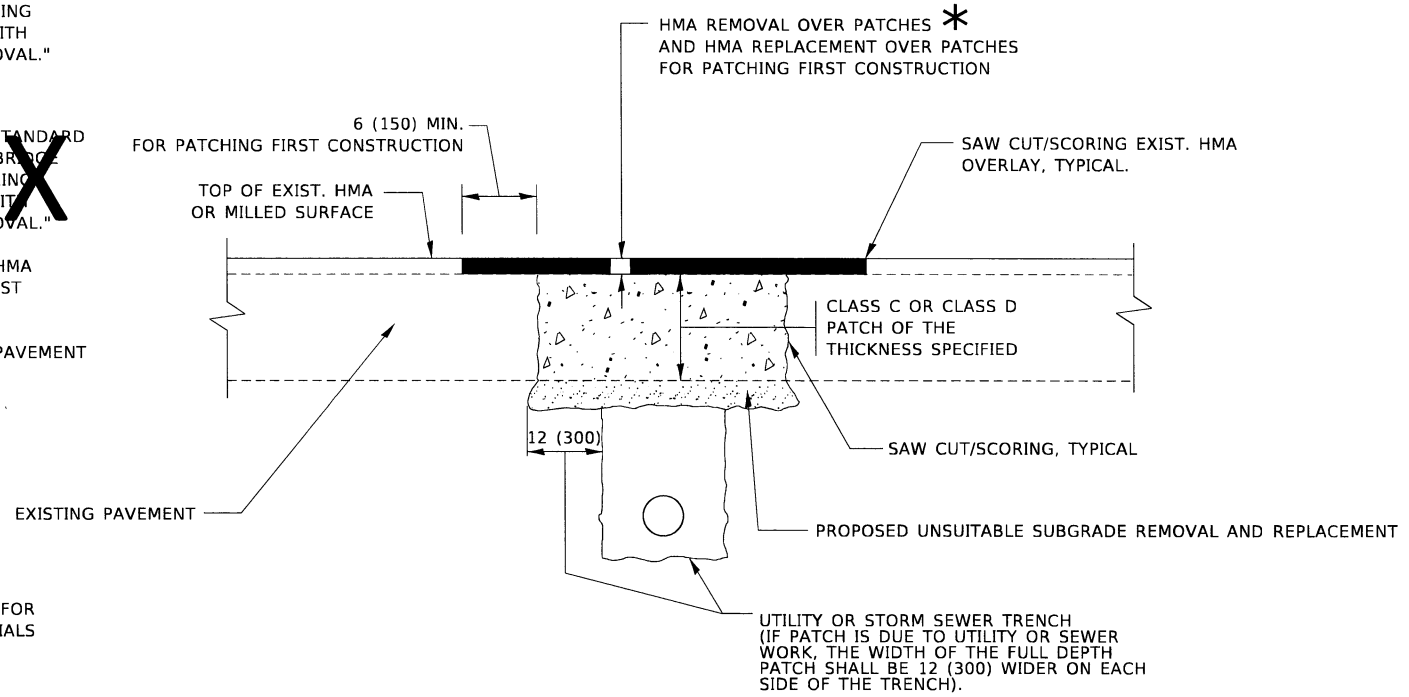

* SEE TYPICAL SECTIONS FOR THICKNESS AND MATERIALS

SEQUENCE OF CONSTRUCTION (PATCHING FIRST)

1. REMOVE THE EXISTING HMA MATERIAL OVER THE AREA TO BE PATCHED.
2. REMOVE AND REPLACE WITH CLASS C OR D PATCH.
3. REPLACE HMA MATERIAL OVER THE AREA TO BE PATCHED.

SEQUENCE OF CONSTRUCTION (MILLING FIRST)

1. MILL HMA FIRST IF THERE IS AT LEAST 4½ INCHES OR MORE OF HMA MATERIAL ON TOP OF THE EXISTING PAVEMENT OR IF THE PAVEMENT IS FULL DEPTH HMA. A MINIMUM OF 2 INCHES OF HMA MATERIAL SHALL BE IN PLACE AFTER MILLING.
2. REMOVE AND REPLACE WITH FULL DEPTH CLASS D PATCHES TO TOP OF MILLED SURFACE.

ALL DIMENSIONS ARE IN INCHES (MILLIMETERS) UNLESS OTHERWISE SHOWN.

USER NAME =	DESIGNED - R. SHAH	REVISED - R. BORO 01-01-07	STATE OF ILLINOIS DEPARTMENT OF TRANSPORTATION	PAVEMENT PATCHING FOR HMA SURFACED PAVEMENT		F.A. RTE.	SECTION	COUNTY	TOTAL SHEETS / SHEET NO.
	DRAWN -	REVISED - R. BORO 09-04-07							
PLOT SCALE = 100.0000 / IN.	CHECKED -	REVISED - K. ENG 10-27-08					BD400-04 (BD-22)		CONTRACT NO.
PLOT DATE = 11/19/2022	DATE - 10-25-94	REVISED - K. SMITH 11-18-22		SCALE: NONE	SHEET 1 OF 1 SHEETS STA. TO STA.			ILLINOIS FED. AID PROJECT	

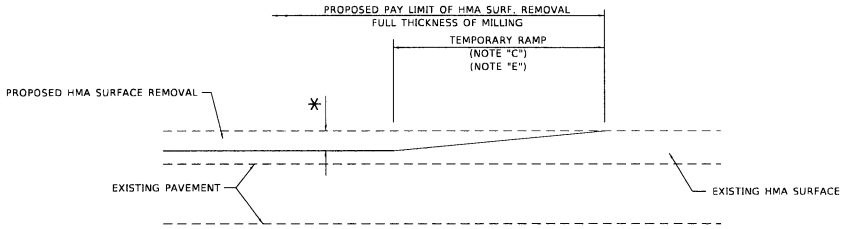

MILLED TEMPORARY RAMP

(FOR BUTT JOINT AND HMA TAPER SEE DETAIL BELOW)

OPTION 1

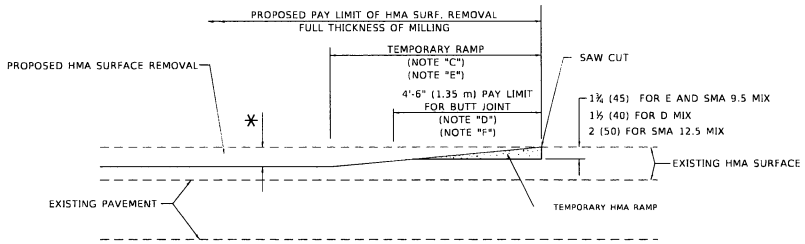

HMA CONSTRUCTED TEMPORARY RAMP

(FOR BUTT JOINT AND HMA TAPER SEE DETAIL BELOW)

OPTION 2

TYPICAL TEMPORARY RAMP

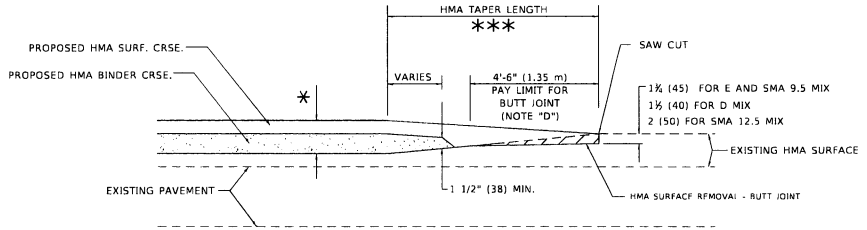

BUTT JOINT AND HMA TAPER

TYPICAL BUTT JOINT AND HMA TAPER FOR MILLING AND RESURFACING

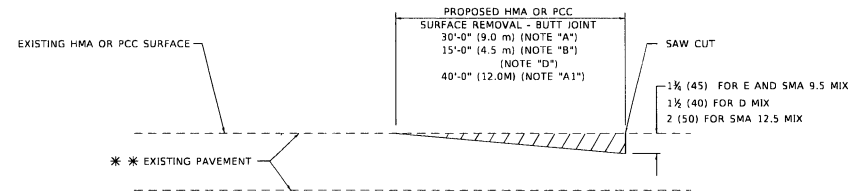

BUTT JOINT DETAIL

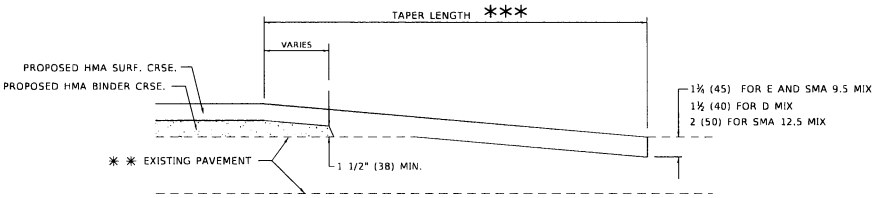

HMA TAPER DETAIL

TYPICAL BUTT JOINT AND HMA TAPER FOR RESURFACING ONLY

** PC CONCRETE, HMA OR HMA RESURFACED PAVEMENT.

GENERAL NOTES

A. MAINLINE ARTERIAL ROADWAYS AND MAJOR SIDE ROADS.

A1. INTERSTATES

B. MINOR SIDE ROADS.

C. THE TEMP. RAMP SHALL BE CONSTRUCTED IMMEDIATELY UPON REMOVAL OF THE EXISTING HMA SURFACE.

D. THE BUTT JOINT SHALL BE CONSTRUCTED IMMEDIATELY PRIOR TO PLACING THE PROPOSED HMA COURSES.

E. TAPER THE TEMP. RAMP AT A RATE OF 3' - 4" (1.02m) PER 1 INCH (25 mm) OF MILLING THICKNESS.

* SEE TYPICAL SECTIONS FOR MILLING THICKNESS.

F. SEE ARTICLE 406.08 AND 406.14 OF THE STANDARD SPECIFICATIONS FOR "HMA AND/OR PCC SURFACE REMOVAL, BUTT JOINT".

*** 20'-0" (6.1 m) PER 1 (25) RESURFACING (NOTE "A")
10'-0" (3.0 m) PER 1 (25) RESURFACING (NOTE "B")

BASIS OF PAYMENT

1. THE BUTT JOINT WILL BE PAID FOR AT THE CONTRACT UNIT PRICE PER SQUARE YARD (SQUARE METER) FOR "HOT-MIX ASPHALT SURFACE REMOVAL - BUTT JOINT" OR FOR "PORTLAND CEMENT CONCRETE SURFACE REMOVAL- BUTT JOINT".

2. THE TEMPORARY RAMP AND SAW CUT SHALL BE INCLUDED IN THE UNIT COST FOR HMA OR PCC SURFACE REMOVAL-BUTT JOINT.

ALL DIMENSIONS ARE IN INCHES (MILLIMETERS) UNLESS OTHERWISE SHOWN.

USER NAME = awarren/eMarch	DESIGNED - M. DE YONG	REVISED - A. ABBAS 03-21-97	
	DRAWN -	REVISED - M. GOMEZ 04-06-01	
PLOT SCALE = 100.000 / INCH	CHECKED -	REVISED - R. BORO 01-07-07	
PLOT DATE = 11/19/2022	DATE - 06-13-90	REVISED - K. SMITH 01-18-22	

STATE OF ILLINOIS
DEPARTMENT OF TRANSPORTATION

BUTT JOINT AND HMA TAPER DETAILS

SCALE: NONE | SHEET 1 OF 1 SHEETS | STA. | TO STA.

F.A. RTE.	SECTION	COUNTY	TOTAL SHEETS	SHEET NO.
	BD400-05 BD-32	CONTRACT NO.		
	ILLINOIS FED. AID PROJECT			

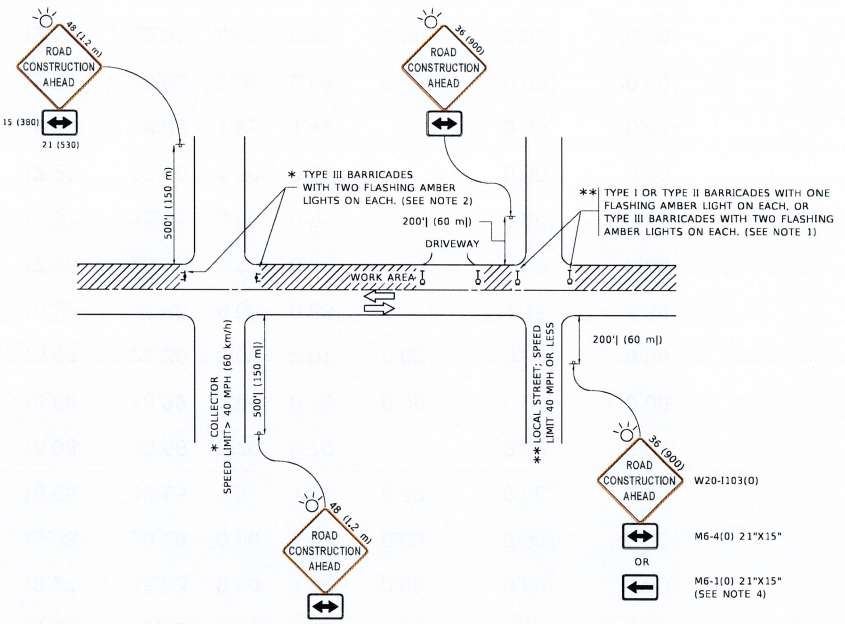

NOTES:

1. SIDE ROAD WITH A SPEED LIMIT OF 40 MPH (60 km/h) OR LESS AS SHOWN ON THE DRAWING AND AS DIRECTED BY THE ENGINEER:
   a) ONE "ROAD CONSTRUCTION AHEAD" SIGN 36 x 36 (900x900) WITH A FLASHER MOUNTED ON IT APPROXIMATELY 200' (60 m) IN ADVANCE OF THE MAIN ROUTE.
   b) THE CLOSED PORTION OF THE MAIN ROUTE SHALL BE PROTECTED BY BLOCKING WITH TYPE I, TYPE II OR TYPE III BARRICADES, 1/3 OF THE CROSS SECTION OF THE CLOSED PORTION.
2. SIDE ROAD WITH A SPEED LIMIT GREATER THAN 40 MPH (60 km/h) AS SHOWN ON THE DRAWING AND AS DIRECTED BY THE ENGINEER:
   a) ONE "ROAD CONSTRUCTION AHEAD" SIGN 48 x 48 (1.2 m x 1.2 m) WITH A FLASHER MOUNTED ON IT APPROXIMATELY 500' (150 m) IN ADVANCE OF THE MAIN ROUTE.
   b) THE CLOSED PORTION OF THE MAIN ROUTE SHALL BE PROTECTED BY BLOCKING WITH TYPE III BARRICADES, 1/2 OF THE CROSS SECTION OF THE CLOSED PORTION.
3. CONES MAY BE SUBSTITUTED FOR BARRICADES OR DRUMS AT HALF THE SPACING DURING DAY OPERATIONS. CONES SHALL BE A MINIMUM OF 28 (710) IN HEIGHT.
4. WHEN THE SIDE ROAD LIES BETWEEN THE BEGINNING OF THE MAINLINE SIGNING AND THE WORK ZONE, A SINGLE HEADED ARROW (M6-1) SHALL BE USED IN LIEU OF THE DOUBLE HEADED ARROW (M6-4).
5. WHEN WORK IS BEING PERFORMED ON A SIDE ROAD OR DRIVEWAY, FOLLOW THE APPLICABLE STANDARD(S). THE DIRECTIONAL ARROW (M6-1 OR M6-4) SHALL BE COVERED OR REMOVED WHEN NO LONGER CONSISTENT WITH THE TRAFFIC CONTROL SET-UP.
6. ADVANCE WARNING SIGNS ARE TO BE OMITTED ON DRIVEWAYS UNLESS OTHERWISE SPECIFIED IN THE PLANS OR BY THE ENGINEER.
7. THE TRAFFIC CONTROL AND PROTECTION FOR SIDE ROADS, INTERSECTIONS, AND DRIVEWAYS SHALL BE INCLUDED IN THE COST OF SPECIFIED TRAFFIC CONTROL STANDARDS OR ITEMS.

All dimensions are in inches (millimeters) unless otherwise shown.

USER NAME = fgeorge	DESIGNED - L.H.A.	REVISED - A. HOUSEH 10-15-96	
	DRAWN -	REVISED - T. RAMMACHER 01-06-00	
PLOT SCALE = 53.0000 ' / in.	CHECKED -	REVISED - A. SCHUETZE 07-01-13	
PLOT DATE = 3/4/2019	DATE - 06-89	REVISED - A. SCHUETZE 09-15-16	

STATE OF ILLINOIS
DEPARTMENT OF TRANSPORTATION

TRAFFIC CONTROL AND PROTECTION FOR SIDE ROADS, INTERSECTIONS, AND DRIVEWAYS

SCALE: NONE | SHEET 1 OF 1 SHEETS | STA. | TO STA.

F.A. RTE.	SECTION	COUNTY	TOTAL SHEETS	SHEET NO.
	TC-10	CONTRACT NO.		
	ILLINOIS FED. AID PROJECT			

WORK DRIVE = D:\Projects\Standards\Traffic Control\TC10\TC10.dgn
FILE NAME = c:\pw\fgeorge\Desktop\D0267001\Standards\Traffic Control\TC10\TC10.dgn

Cook County Prevailing Wage Rates posted on 7/13/2023

						Overtime											
Trade Title	**Rg**	**Type**	**C**	**Base**	**Foreman**	**M-F**	**Sa**	**Su**	**Hol**	**H/W**	**Pension**	**Vac**	**Trng**	**Other Ins**	**Add OT 1.5x owed**	**Add OT 2.0x owed**
ASBESTOS ABT-GEN	All	ALL		48.90	49.90	1.5	1.5	2.0	2.0	17.37	15.91	0.00	0.91		0.00	0.00
ASBESTOS ABT-MEC	All	BLD		40.59	43.84	1.5	1.5	2.0	2.0	15.22	15.16	0.00	0.88		2.80	5.60
BOILERMAKER	All	BLD		54.71	59.63	2.0	2.0	2.0	2.0	6.97	25.06	0.00	2.83		0.00	0.00
BRICK MASON	All	BLD		50.81	55.89	1.5	1.5	2.0	2.0	12.50	23.01	0.00	1.16	0.00	0.00	0.00
CARPENTER	All	ALL		53.51	55.51	1.5	1.5	2.0	2.0	12.29	25.26	1.70	0.81		0.00	0.00
CEMENT MASON	All	ALL		50.75	52.75	2.0	1.5	2.0	2.0	17.33	22.00	0.00	1.15	0.00	1.50	3.00
CERAMIC TILE FINISHER	All	BLD		45.62	45.62	1.5	1.5	2.0	2.0	12.75	15.64	0.00	1.04	0.00	0.00	0.00
CERAMIC TILE LAYER	All	BLD		53.14	58.14	1.5	1.5	2.0	2.0	12.75	19.41	0.00	1.12	0.00	0.00	0.00
COMMUNICATION ELECTRICIAN	All	BLD		48.66	58.37	1.5	1.5	2.0	2.0	13.90	14.40	1.25	1.31	0.25	0.00	0.00
ELECTRIC PWR EQMT OP	All	ALL		60.15	66.00	1.5	1.5	2.0	2.0	13.08	20.29	0.00	3.25	0.00	0.00	0.00
ELECTRIC PWR GRNDMAN	All	ALL		46.92	66.00	1.5	1.5	2.0	2.0	10.21	15.83	0.00	2.54	0.00	0.00	0.00
ELECTRIC PWR LINEMAN	All	ALL		60.15	66.00	1.5	1.5	2.0	2.0	13.08	20.29	0.00	3.25	0.00	0.00	0.00
ELECTRICIAN	All	ALL		53.80	58.37	1.5	1.5	2.0	2.0	18.65	19.55	1.25	1.81	0.60	0.00	0.00
ELEVATOR CONSTRUCTOR	All	BLD		65.12	73.26	2.0	2.0	2.0	2.0	16.08	20.56	5.20	0.70		0.00	0.00
FENCE ERECTOR	All	ALL		48.48	50.48	1.5	1.5	2.0	2.0	13.68	18.32	0.00	0.75	0.00	0.00	0.00
GLAZIER	All	BLD		49.75	51.25	1.5	2.0	2.0	2.0	15.44	25.36	0.00	2.07	0.00	0.00	0.00
HEAT/FROST INSULATOR	All	BLD		54.12	57.37	1.5	1.5	2.0	2.0	15.22	17.86	0.00	0.88		4.15	8.30
IRON WORKER	All	ALL		57.00	59.00	2.0	2.0	2.0	2.0	17.05	25.56	0.00	0.49		0.00	0.00
LABORER	All	ALL		48.90	49.65	1.5	1.5	2.0	2.0	17.37	15.91	0.00	0.91		0.00	0.00
LATHER	All	ALL		53.51	55.51	1.5	1.5	2.0	2.0	12.29	25.26	1.70	0.81		0.00	0.00
MACHINIST	All	BLD		55.74	59.74	1.5	1.5	2.0	2.0	9.93	8.95	1.85	1.47		0.00	0.00
MARBLE FINISHER	All	ALL		38.75	52.46	1.5	1.5	2.0	2.0	12.50	20.95	0.00	0.66	0.00	0.00	0.00
MARBLE SETTER	All	BLD		49.96	54.96	1.5	1.5	2.0	2.0	12.50	22.31	0.00	0.85	0.00	0.00	0.00
MATERIAL TESTER I	All	ALL		38.90		1.5	1.5	2.0	2.0	17.37	15.91	0.00	0.91		0.00	0.00
MATERIALS TESTER II	All	ALL		43.90		1.5	1.5	2.0	2.0	17.37	15.91	0.00	0.91		0.00	0.00
MILLWRIGHT	All	ALL		53.51	55.51	1.5	1.5	2.0	2.0	12.29	25.26	1.70	0.81		0.00	0.00

Cook County Prevailing Wage Rates posted on 7/13/2023

OPERATING ENGINEER	All	BLD	1	56.60	60.60	2.0	2.0	2.0	2.0	22.95	20.05	2.00	2.70		0.00	0.00
OPERATING ENGINEER	All	BLD	2	55.30	60.60	2.0	2.0	2.0	2.0	22.95	20.05	2.00	2.70		0.00	0.00
OPERATING ENGINEER	All	BLD	3	52.75	60.60	2.0	2.0	2.0	2.0	22.95	20.05	2.00	2.70		0.00	0.00
OPERATING ENGINEER	All	BLD	4	51.00	60.60	2.0	2.0	2.0	2.0	22.95	20.05	2.00	2.70		0.00	0.00
OPERATING ENGINEER	All	BLD	5	60.35	60.60	2.0	2.0	2.0	2.0	22.95	20.05	2.00	2.70		0.00	0.00
OPERATING ENGINEER	All	BLD	6	57.60	60.60	2.0	2.0	2.0	2.0	22.95	20.05	2.00	2.70		0.00	0.00
OPERATING ENGINEER	All	BLD	7	59.60	60.60	2.0	2.0	2.0	2.0	22.95	20.05	2.00	2.70		0.00	0.00
OPERATING ENGINEER	All	FLT	1	64.55	64.55	1.5	1.5	2.0	2.0	22.95	20.05	2.00	2.70		0.00	0.00
OPERATING ENGINEER	All	FLT	2	63.05	64.55	1.5	1.5	2.0	2.0	22.95	20.05	2.00	2.70		0.00	0.00
OPERATING ENGINEER	All	FLT	3	58.55	64.55	1.5	1.5	2.0	2.0	22.95	20.05	2.00	2.70		0.00	0.00
OPERATING ENGINEER	All	FLT	4	54.05	64.55	1.5	1.5	2.0	2.0	22.95	20.05	2.00	2.70		0.00	0.00
OPERATING ENGINEER	All	FLT	5	66.05	64.55	1.5	1.5	2.0	2.0	22.95	20.05	2.00	2.70		0.00	0.00
OPERATING ENGINEER	All	FLT	6	54.05	64.55	1.5	1.5	2.0	2.0	22.95	20.05	2.00	2.70		0.00	0.00
OPERATING ENGINEER	All	HWY	1	54.80	58.80	1.5	1.5	2.0	2.0	22.95	20.05	2.00	2.70		0.00	0.00
OPERATING ENGINEER	All	HWY	2	54.25	58.80	1.5	1.5	2.0	2.0	22.95	20.05	2.00	2.70		0.00	0.00
OPERATING ENGINEER	All	HWY	3	52.20	58.80	1.5	1.5	2.0	2.0	22.95	20.05	2.00	2.70		0.00	0.00
OPERATING ENGINEER	All	HWY	4	50.80	58.80	1.5	1.5	2.0	2.0	22.95	20.05	2.00	2.70		0.00	0.00
OPERATING ENGINEER	All	HWY	5	49.60	58.80	1.5	1.5	2.0	2.0	22.95	20.05	2.00	2.70		0.00	0.00
OPERATING ENGINEER	All	HWY	6	57.80	58.80	1.5	1.5	2.0	2.0	22.95	20.05	2.00	2.70		0.00	0.00
OPERATING ENGINEER	All	HWY	7	55.80	58.80	1.5	1.5	2.0	2.0	22.95	20.05	2.00	2.70		0.00	0.00
ORNAMENTAL IRON WORKER	All	ALL		55.01	57.51	2.0	2.0	2.0	2.0	14.23	26.00	0.00	2.00	0.00	0.00	0.00
PAINTER	All	ALL		51.55	57.99	1.5	1.5	1.5	2.0	14.76	15.69	0.00	1.86	0.00	0.00	0.00
PAINTER - SIGNS	All	BLD		41.55	46.67	1.5	1.5	2.0	2.0	3.04	3.90	0.00	0.00	0.00	0.00	0.00
PILEDRIVER	All	ALL		53.51	55.51	1.5	1.5	2.0	2.0	12.29	25.26	1.70	0.81		0.00	0.00
PIPEFITTER	All	BLD		55.00	58.00	1.5	1.5	2.0	2.0	12.65	22.85	0.00	3.12	0.00	0.00	0.00
PLASTERER	All	BLD		48.75	51.68	1.5	1.5	2.0	2.0	17.33	20.33	0.00	1.15	0.00	0.00	0.00
PLUMBER	All	BLD		56.80	60.20	1.5	1.5	2.0	2.0	17.00	17.29	0.00	1.73		0.00	0.00
ROOFER	All	BLD		49.00	54.00	1.5	1.5	2.0	2.0	11.83	15.56	0.00	0.99	0.00	0.00	0.00
SHEETMETAL WORKER	All	BLD		51.15	55.24	1.5	1.5	2.0	2.0	14.18	28.45	0.00	1.05	0.00	0.00	0.00

Cook County Prevailing Wage Rates posted on 7/13/2023

SIGN HANGER	All	BLD		34.72	37.50	1.5	1.5	2.0	2.0	6.85	4.50	0.00	0.00	0.00	0.00	0.00
SPRINKLER FITTER	All	BLD		54.55	57.30	1.5	1.5	2.0	2.0	14.20	18.70	0.00	0.75	0.00	0.00	0.00
STEEL ERECTOR	All	ALL		57.00	59.00	2.0	2.0	2.0	2.0	17.05	25.56	0.00	0.49		0.00	0.00
STONE MASON	All	BLD		50.81	55.89	1.5	1.5	2.0	2.0	12.50	23.01	0.00	1.16	0.00	0.00	0.00
TERRAZZO FINISHER	All	BLD		46.94	46.94	1.5	1.5	2.0	2.0	12.75	17.73	0.00	1.07	0.00	0.00	0.00
TERRAZZO MECHANIC	All	BLD		50.85	54.35	1.5	1.5	2.0	2.0	12.75	19.12	0.00	1.10	0.00	0.00	0.00
TRAFFIC SAFETY WORKER I	All	HWY		40.10	41.70	1.5	1.5	2.0	2.0	10.60	9.35	0.00	1.00	0.00	0.00	0.00
TRAFFIC SAFETY WORKER II	ALL	HWY		41.10	42.70	1.5	1.5	2.0	2.0	10.60	9.35	0.00	1.00	0.00	0.00	0.00
TRUCK DRIVER	E	ALL	1	41.75	42.40	1.5	1.5	2.0	2.0	12.80	15.74	0.00	0.15	0.00	0.00	0.00
TRUCK DRIVER	E	ALL	2	42.00	42.40	1.5	1.5	2.0	2.0	12.80	15.74	0.00	0.15	0.00	0.00	0.00
TRUCK DRIVER	E	ALL	3	42.20	42.40	1.5	1.5	2.0	2.0	12.80	15.74	0.00	0.15	0.00	0.00	0.00
TRUCK DRIVER	E	ALL	4	42.40	42.40	1.5	1.5	2.0	2.0	12.80	15.74	0.00	0.15	0.00	0.00	0.00
TRUCK DRIVER	W	ALL	1	42.18	42.73	1.5	1.5	2.0	2.0	11.20	15.46	0.00	0.15	0.00	0.00	0.00
TRUCK DRIVER	W	ALL	2	42.33	42.73	1.5	1.5	2.0	2.0	11.20	15.46	0.00	0.15	0.00	0.00	0.00
TRUCK DRIVER	W	ALL	3	42.53	42.73	1.5	1.5	2.0	2.0	11.20	15.46	0.00	0.15	0.00	0.00	0.00
TRUCK DRIVER	W	ALL	4	42.73	42.73	1.5	1.5	2.0	2.0	11.20	15.46	0.00	0.15	0.00	0.00	0.00
TUCKPOINTER	All	BLD		50.53	51.53	1.5	1.5	2.0	2.0	9.55	21.72	0.00	1.11	0.00	0.00	0.00

Legend

Rg Region
Type Trade Type - All,Highway,Building,Floating,Oil & Chip,Rivers
C Class
Base Base Wage Rate
OT M-F Unless otherwise noted, OT pay is required for any hour greater than 8 worked each day, Mon through Fri. The number listed is the multiple of the base wage.
OT Sa Overtime pay required for every hour worked on Saturdays
OT Su Overtime pay required for every hour worked on Sundays
OT Hol Overtime pay required for every hour worked on Holidays
H/W Health/Welfare benefit
Vac Vacation
Trng Training
Other Ins Employer hourly cost for any other type(s) of insurance provided for benefit of worker.

Explanations COOK COUNTY

Cook County Prevailing Wage Rates posted on 7/13/2023

The following list is considered as those days for which holiday rates of wages for work performed apply: New Years Day, Memorial Day, Fourth of July, Labor Day, Thanksgiving Day, Christmas Day and Veterans Day in some classifications/counties. Generally, any of these holidays which fall on a Sunday is celebrated on the following Monday. This then makes work performed on that Monday payable at the appropriate overtime rate for holiday pay. Common practice in a given local may alter certain days of celebration. If in doubt, please check with IDOL.

TRUCK DRIVERS (WEST) - That part of the county West of Barrington Road.

EXPLANATION OF CLASSES

ASBESTOS - GENERAL - removal of asbestos material/mold and hazardous materials from any place in a building, including mechanical systems where those mechanical systems are to be removed. This includes the removal of asbestos materials/mold and hazardous materials from ductwork or pipes in a building when the building is to be demolished at the time or at some close future date. ASBESTOS - MECHANICAL - removal of asbestos material from mechanical systems, such as pipes, ducts, and boilers, where the mechanical systems are to remain.

CERAMIC TILE FINISHER

The grouting, cleaning, and polishing of all classes of tile, whether for interior or exterior purposes, all burned, glazed or unglazed products; all composition materials, granite tiles, warning detectable tiles, cement tiles, epoxy composite materials, pavers, glass, mosaics, fiberglass, and all substitute materials, for tile made in tile-like units; all mixtures in tile like form of cement, metals, and other materials that are for and intended for use as a finished floor surface, stair treads, promenade roofs, walks, walls, ceilings, swimming pools, and all other places where tile is to form a finished interior or exterior. The mixing of all setting mortars including but not limited to thin-set mortars, epoxies, wall mud, and any other sand and cement mixtures or adhesives when used in the preparation, installation, repair, or maintenance of tile and/or similar materials. The handling and unloading of all sand, cement, lime, tile, fixtures, equipment, adhesives, or any other materials to be used in the preparation, installation, repair, or maintenance of tile and/or similar materials. Ceramic Tile Finishers shall fill all joints and voids regardless of method on all tile work, particularly and especially after installation of said tile work. Application of any and all protective coverings to all types of tile installations including, but not be limited to, all soap compounds, paper products, tapes, and all polyethylene coverings, plywood, masonite, cardboard, and any new type of products that may be used to protect tile installations, Blastrac equipment, and all floor scarifying equipment used in preparing floors to receive tile. The clean up and removal of all waste and materials. All demolition of existing tile floors and walls to be re-tiled.

COMMUNICATIONS ELECTRICIAN

Installation, operation, inspection, maintenance, repair and service of radio, television, recording, voice sound vision production and reproduction, telephone and telephone interconnect, facsimile, data apparatus, coaxial, fibre optic and wireless equipment, appliances and systems used for the transmission and reception of signals of any nature, business, domestic, commercial, education, entertainment, and residential purposes, including but not limited to, communication and telephone, electronic and sound equipment, fibre optic and data communication systems, and the performance of any task directly related to such installation or service whether at new or existing sites, such tasks to include the placing of wire and cable and electrical power

conduit or other raceway work within the equipment room and pulling wire and/or cable through conduit and the installation of any incidental conduit, such that the employees covered hereby can complete any job in full.

MARBLE FINISHER

Loading and unloading trucks, distribution of all materials (all stone, sand, etc.), stocking of floors with material, performing all rigging for heavy work, the handling of all material that may be needed for the installation of such materials, building of scaffolding, polishing if needed, patching, waxing of material if damaged, pointing up, caulking, grouting and cleaning of marble, holding water on diamond or Carborundum blade or saw for setters cutting, use of tub saw or any other saw needed for preparation of material, drilling of holes for wires that anchor material set by setters, mixing up of molding plaster for installation of material, mixing up thin set for the installation of material, mixing up of sand to cement for the installation of material and such other work as may be required in helping a Marble Setter in the handling of all material in the erection or installation of interior marble, slate, travertine, art marble, serpentine, alberene stone, blue stone, granite and other stones (meaning as to stone any foreign or domestic materials as are specified and used in building interiors and exteriors and customarily known as stone in the trade), carrara, sanionyx, vitrolite and similar opaque glass and the laying of all marble tile, terrazzo tile, slate tile and precast tile, steps, risers treads, base, or any other materials that may be used as substitutes for any of the aforementioned materials and which are used on interior and exterior which are installed in a similar manner.

MATERIAL TESTER I: Hand coring and drilling for testing of materials; field inspection of uncured concrete and asphalt.

MATERIAL TESTER II: Field inspection of welds, structural steel, fireproofing, masonry, soil, facade, reinforcing steel, formwork, cured concrete, and concrete and asphalt batch plants; adjusting proportions of bituminous mixtures.

OPERATING ENGINEER - BUILDING

Class 1. Asphalt Plant; Asphalt Spreader; Autograde; Backhoes with Caisson Attachment; Batch Plant; Benoto (requires Two Engineers); Boiler and Throttle Valve; Caisson Rigs; Central Redi-Mix Plant; Combination Back Hoe Front End-loader Machine; Compressor and Throttle Valve; Concrete Breaker (Truck Mounted); Concrete Conveyor; Concrete Conveyor (Truck Mounted); Concrete Paver Over 27E cu. ft; Concrete Paver 27E cu. ft. and Under: Concrete Placer; Concrete Placing Boom; Concrete Pump (Truck Mounted); Concrete Tower; Cranes, All; Cranes, Hammerhead; Cranes, (GCI and similar Type); Creter Crane; Spider Crane; Crusher, Stone, etc.; Derricks, All; Derricks, Traveling; Formless Curb and Gutter Machine; Grader, Elevating; Grouting Machines; Heavy Duty Self-Propelled Transporter or Prime Mover; Highlift Shovels or Front Endloader 2-1/4 yd. and over; Hoists, Elevators, outside type rack and pinion and similar machines; Hoists, One, Two and Three Drum; Hoists, Two Tugger One Floor; Hydraulic Backhoes; Hydraulic Boom Trucks; Hydro Vac (and similar equipment); Locomotives, All; Motor Patrol; Lubrication Technician; Manipulators; Pile Drivers and Skid Rig; Post Hole Digger; Pre-Stress Machine; Pump Cretes Dual Ram; Pump Cretes: Squeeze Cretes-Screw Type Pumps; Gypsum Bulker and Pump; Raised and Blind Hole Drill; Roto Mill Grinder; Scoops - Tractor Drawn; Slip-Form Paver; Straddle Buggies; Operation of Tie Back Machine; Tournapull; Tractor with Boom and Side Boom; Trenching Machines.

Class 2. Boilers; Broom, All Power Propelled; Bulldozers; Concrete Mixer (Two Bag and Over); Conveyor, Portable; Forklift Trucks; Highlift Shovels or Front Endloaders under 2-1/4 yd.; Hoists, Automatic; Hoists, Inside Elevators; Hoists, Sewer Dragging Machine; Hoists, Tugger Single Drum; Laser Screed; Rock Drill (Self-Propelled); Rock Drill (Truck Mounted); Rollers, All; Steam Generators;

Tractors, All; Tractor Drawn Vibratory Roller; Winch Trucks with "A" Frame.

Class 3. Air Compressor; Combination Small Equipment Operator; Generators; Heaters, Mechanical; Hoists, Inside Elevators (remodeling or renovation work); Hydraulic Power Units (Pile Driving, Extracting, and Drilling); Pumps, over 3" (1 to 3 not to exceed a total of 300 ft.); Low Boys; Pumps, Well Points; Welding Machines (2 through 5); Winches, 4 Small Electric Drill Winches.

Class 4. Bobcats and/or other Skid Steer Loaders; Oilers; and Brick Forklift.

Class 5. Assistant Craft Foreman.

Class 6. Gradall.

Class 7. Mechanics; Welders.

OPERATING ENGINEERS - HIGHWAY CONSTRUCTION

Class 1. Asphalt Plant; Asphalt Heater and Planer Combination; Asphalt Heater Scarfire; Asphalt Spreader; Autograder/GOMACO or other similar type machines: ABG Paver; Backhoes with Caisson Attachment; Ballast Regulator; Belt Loader; Caisson Rigs; Car Dumper; Central Redi-Mix Plant; Combination Backhoe Front Endloader Machine, (1 cu. yd. Backhoe Bucket or over or with attachments); Concrete Breaker (Truck Mounted); Concrete Conveyor; Concrete Paver over 27E cu. ft.; Concrete Placer; Concrete Tube Float; Cranes, all attachments; Cranes, Tower Cranes of all types: Creter Crane: Spider Crane; Crusher, Stone, etc.; Derricks, All; Derrick Boats; Derricks, Traveling; Dredges; Elevators, Outside type Rack & Pinion and Similar Machines; Formless Curb and Gutter Machine; Grader, Elevating; Grader, Motor Grader, Motor Patrol, Auto Patrol, Form Grader, Pull Grader, Subgrader; Guard Rail Post Driver Truck Mounted; Hoists, One, Two and Three Drum; Heavy Duty Self-Propelled Transporter or Prime Mover; Hydraulic Backhoes; Backhoes with shear attachments up to 40' of boom reach; Lubrication Technician; Manipulators; Mucking Machine; Pile Drivers and Skid Rig; Pre-Stress Machine; Pump Cretes Dual Ram; Rock Drill - Crawler or Skid Rig; Rock Drill - Truck Mounted; Rock/Track Tamper; Roto Mill Grinder; Slip-Form Paver; Snow Melters; Soil Test Drill Rig (Truck Mounted); Straddle Buggies; Hydraulic Telescoping Form (Tunnel); Operation of Tieback Machine; Tractor Drawn Belt Loader; Tractor Drawn Belt Loader (with attached pusher - two engineers); Tractor with Boom; Tractaire with Attachments; Traffic Barrier Transfer Machine; Trenching; Truck Mounted Concrete Pump with Boom; Raised or Blind Hole Drills (Tunnel Shaft); Underground Boring and/or Mining Machines 5 ft. in diameter and over tunnel, etc; Underground Boring and/or Mining Machines under 5 ft. in diameter; Wheel Excavator; Widener (APSCO).

Class 2. Batch Plant; Bituminous Mixer; Boiler and Throttle Valve; Bulldozers; Car Loader Trailing Conveyors; Combination Backhoe Front Endloader Machine (Less than 1 cu. yd. Backhoe Bucket or over or with attachments); Compressor and Throttle Valve; Compressor, Common Receiver (3); Concrete Breaker or Hydro Hammer; Concrete Grinding Machine; Concrete Mixer or Paver 7S Series to and including 27 cu. ft.; Concrete Spreader; Concrete Curing Machine, Burlap Machine, Belting Machine and Sealing Machine; Concrete Wheel Saw; Conveyor Muck Cars (Haglund or Similar Type); Drills, All; Finishing Machine - Concrete; Highlift Shovels or Front Endloader; Hoist - Sewer Dragging Machine; Hydraulic Boom Trucks (All Attachments); Hydro-Blaster; Hydro Excavating (excluding hose work); Laser Screed; All Locomotives, Dinky; Off-Road Hauling Units (including articulating) Non Self-Loading Ejection Dump; Pump Cretes: Squeeze Cretes - Screw Type Pumps, Gypsum Bulker and Pump; Roller, Asphalt; Rotary Snow Plows; Rototiller, Seaman, etc., self-propelled; Self-Propelled Compactor; Spreader - Chip - Stone, etc.; Scraper - Single/Twin

Engine/Push and Pull; Scraper - Prime Mover in Tandem (Regardless of Size); Tractors pulling attachments, Sheeps Foot, Disc, Compactor, etc.; Tug Boats.

Class 3. Boilers; Brooms, All Power Propelled; Cement Supply Tender; Compressor, Common Receiver (2); Concrete Mixer (Two Bag and Over); Conveyor, Portable; Farm-Type Tractors Used for Mowing, Seeding, etc.; Forklift Trucks; Grouting Machine; Hoists, Automatic; Hoists, All Elevators; Hoists, Tugger Single Drum; Jeep Diggers; Low Boys; Pipe Jacking Machines; Post-Hole Digger; Power Saw, Concrete Power Driven; Pug Mills; Rollers, other than Asphalt; Seed and Straw Blower; Steam Generators; Stump Machine; Winch Trucks with "A" Frame; Work Boats; Tamper-Form-Motor Driven.

Class 4. Air Compressor; Combination - Small Equipment Operator; Directional Boring Machine; Generators; Heaters, Mechanical; Hydraulic Power Unit (Pile Driving, Extracting, or Drilling); Light Plants, All (1 through 5); Pumps, over 3" (1 to 3 not to exceed a total of 300 ft.); Pumps, Well Points; Vacuum Trucks (excluding hose work); Welding Machines (2 through 5); Winches, 4 Small Electric Drill Winches.

Class 5. SkidSteer Loader (all); Brick Forklifts; Oilers.

Class 6. Field Mechanics and Field Welders

Class 7. Dowell Machine with Air Compressor; Gradall and machines of like nature.

OPERATING ENGINEER - FLOATING

Class 1. Craft Foreman; Master Mechanic; Diver/Wet Tender; Engineer; Engineer (Hydraulic Dredge).

Class 2. Crane/Backhoe Operator; Boat Operator with towing endorsement; Mechanic/Welder; Assistant Engineer (Hydraulic Dredge); Leverman (Hydraulic Dredge); Diver Tender.

Class 3. Deck Equipment Operator, Machineryman, Maintenance of Crane (over 50 ton capacity) or Backhoe (115,000 lbs. or more); Tug/Launch Operator; Loader/Dozer and like equipment on Barge, Breakwater Wall, Slip/Dock, or Scow, Deck Machinery, etc.

Class 4. Deck Equipment Operator, Machineryman/Fireman (4 Equipment Units or More); Off Road Trucks; Deck Hand, Tug Engineer, Crane Maintenance (50 Ton Capacity and Under) or Backhoe Weighing (115,000 pounds or less); Assistant Tug Operator.

Class 5. Friction or Lattice Boom Cranes.

Class 6. ROV Pilot, ROV Tender

TERRAZZO FINISHER

The handling of sand, cement, marble chips, and all other materials that may be used by the Mosaic Terrazzo Mechanic, and the mixing, grinding, grouting, cleaning and sealing of all Marble, Mosaic, and Terrazzo work, floors, base, stairs, and wainscoting by hand or machine, and in addition, assisting and aiding Marble, Masonic, and Terrazzo Mechanics.

Cook County Prevailing Wage Rates posted on 7/13/2023

TRAFFIC SAFETY Worker I

Traffic Safety Worker I - work associated with the delivery, installation, pick-up and servicing of safety devices during periods of roadway construction, including such work as set-up and maintenance of barricades, barrier wall reflectors, drums, cones, delineators, signs, crash attenuators, glare screen and other such items, and the layout and application or removal of conflicting and/or temporary roadway markings utilized to control traffic in construction zones, as well as flagging for these operations.

TRAFFIC SAFETY WORKER II

Work associated with the installation and removal of permanent pavement markings and/or pavement markers including both installations performed by hand and installations performed by truck.

TRUCK DRIVER - BUILDING, HEAVY AND HIGHWAY CONSTRUCTION - EAST & WEST

Class 1. Two or three Axle Trucks. A-frame Truck when used for transportation purposes; Air Compressors and Welding Machines, including those pulled by cars, pick-up trucks and tractors; Ambulances; Batch Gate Lockers; Batch Hopperman; Car and Truck Washers; Carry-alls; Fork Lifts and Hoisters; Helpers; Mechanics Helpers and Greasers; Oil Distributors 2-man operation; Pavement Breakers; Pole Trailer, up to 40 feet; Power Mower Tractors; Self-propelled Chip Spreader; Skipman; Slurry Trucks, 2-man operation; Slurry Truck Conveyor Operation, 2 or 3 man; Teamsters; Unskilled Dumpman; and Truck Drivers hauling warning lights, barricades, and portable toilets on the job site.

Class 2. Four axle trucks; Dump Crets and Adgetors under 7 yards; Dumpsters, Track Trucks, Euclids, Hug Bottom Dump Turnapulls or Turnatrailers when pulling other than self-loading equipment or similar equipment under 16 cubic yards; Mixer Trucks under 7 yards; Ready-mix Plant Hopper Operator, and Winch Trucks, 2 Axles.

Class 3. Five axle trucks; Dump Crets and Adgetors 7 yards and over; Dumpsters, Track Trucks, Euclids, Hug Bottom Dump Turnatrailers or turnapulls when pulling other than self-loading equipment or similar equipment over 16 cubic yards; Explosives and/or Fission Material Trucks; Mixer Trucks 7 yards or over; Mobile Cranes while in transit; Oil Distributors, 1-man operation; Pole Trailer, over 40 feet; Pole and Expandable Trailers hauling material over 50 feet long; Slurry trucks, 1-man operation; Winch trucks, 3 axles or more; Mechanic--Truck Welder and Truck Painter.

Class 4. Six axle trucks; Dual-purpose vehicles, such as mounted crane trucks with hoist and accessories; Foreman; Master Mechanic; Self-loading equipment like P.B. and trucks with scoops on the front.

Other Classifications of Work:

For definitions of classifications not otherwise set out, the Department generally has on file such definitions which are available. If a task to be performed is not subject to one of the classifications of pay set out, the Department will upon being contacted state which neighboring county has such a classification and provide such rate, such rate being deemed to exist by reference in this document. If no neighboring county rate applies to the task, the Department shall undertake a special determination, such special determination being then deemed to have existed under this determination. If a project requires these, or any classification not listed, please contact IDOL at 217-782-1710 for wage rates or clarifications.

Cook County Prevailing Wage Rates posted on 7/13/2023

LANDSCAPING

Landscaping work falls under the existing classifications for laborer, operating engineer and truck driver. The work performed by landscape plantsman and landscape laborer is covered by the existing classification of laborer. The work performed by landscape operators (regardless of equipment used or its size) is covered by the classifications of operating engineer. The work performed by landscape truck drivers (regardless of size of truck driven) is covered by the classifications of truck driver.

MATERIAL TESTER & MATERIAL TESTER/INSPECTOR I AND II

Notwithstanding the difference in the classification title, the classification entitled "Material Tester I" involves the same job duties as the classification entitled "Material Tester/Inspector I". Likewise, the classification entitled "Material Tester II" involves the same job duties as the classification entitled "Material Tester/Inspector II".

STATE OF ILLINOIS)
COUNTY OF COOK) SS
COUNTY OF WILL)

CERTIFICATE

I, NANCY M. O'CONNOR, Village Clerk of the Village of Tinley Park, Counties of Cook and Will and State of Illinois, DO HEREBY CERTIFY that the foregoing is a true and correct copy of Resolution No. 2023-R-107, "**A RESOLUTION APPROVING A CONTRACT BETWEEN THE VILLAGE OF TINLEY PARK AND P.T. FERRO CONSTRUCTION COMPANY FOR THE KIMBERLY HEIGHTS DRAINAGE IMPROVEMENTS – PHASE 1 & 2**," which was adopted by the President and Board of Trustees of the Village of Tinley Park on September 5th, 2023.

IN WITNESS WHEREOF, I have hereunto set my hand and affixed the corporate seal of the Village of Tinley Park this 5th day of September, 2023.

Nancy M. O'Connor
VILLAGE CLERK