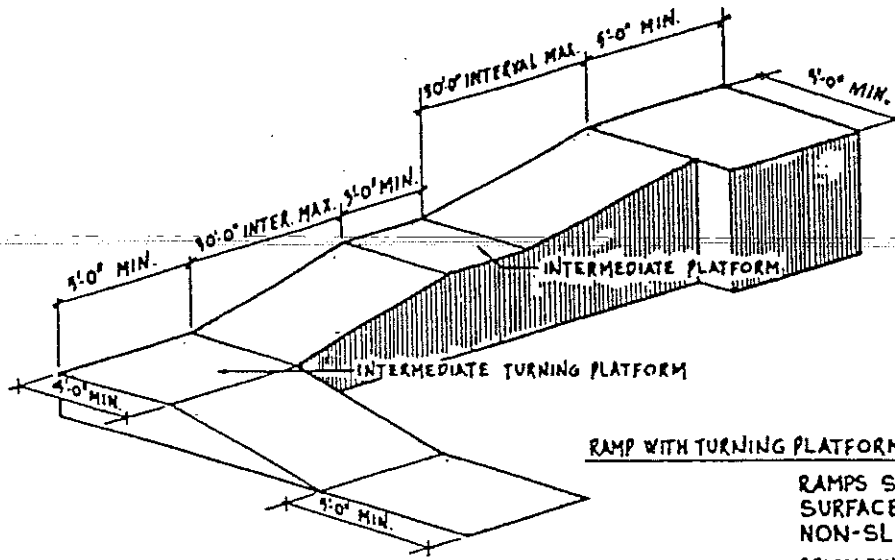


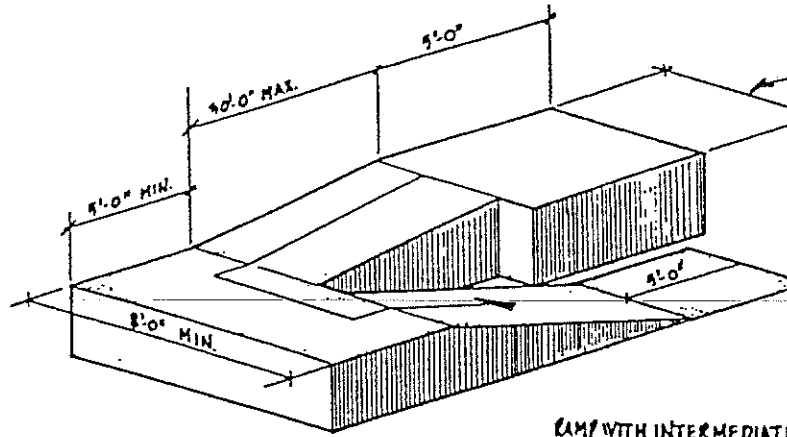
# Handicap Ramp



RAMP WITH TURNING PLATFORM

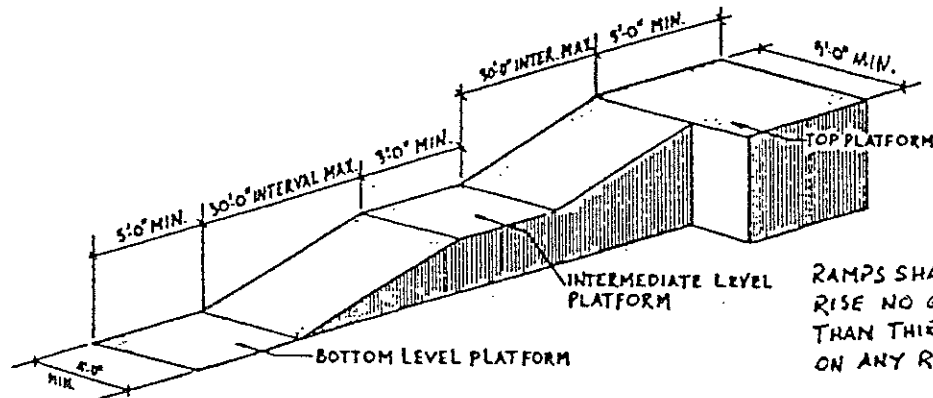
RAMPS SHALL HAVE SURFACES THAT ARE NON-SLIP.

BROOM FINISH CONCRETE, CARBORUNDUM GRIT & RUBBER ARE SUITABLE FOR SURFACING MATERIALS.



RAMP WITH INTERMEDIATE SWITCH-BACK PLATFORM

RAMPS SHALL HAVE A LEVEL PLATFORM AT LEAST 5'-0" x 5'-0" THAT SHALL EXTEND MIN. 1'-0" ON THE SIDE FROM WHICH THE DOOR OPENS



STRAIGHT RUN RAMP

RAMPS SHALL HAVE A RISE NO GREATER THAN THIRTY INCHES ON ANY RUN

RAMPS SHALL HAVE A 5'-0" LONG INTERMEDIATE LEVEL PLATFORM AT 30'-0" INTERVALS FOR REST AND SAFETY.

RAMPS SHALL HAVE LEVEL PLATFORMS WHEREVER THEY TURN TO ALLOW TURNING & STOPPING SPACE FOR WHEELCHAIRS

RAMPS SHALL HAVE AT LEAST A 5'-0" STRAIGHT LEVEL SURFACE AT THE BOTTOM TO ALLOW STOPPING DISTANCE FOR WHEELCHAIRS.

Figure 2a